

**FOR SMASH
VILLE**



**NASHVILLE PREDATORS
MEDIA GUIDE
2020-21**

Taking care of you. And tonight's starting lineup.

John Kuhn, M.D.
Head Team Physician
and Orthopaedic Surgeon



VANDERBILT  HEALTH

Exclusive healthcare provider of the Nashville Predators

2020-21 SCHEDULE



SUN	MON	TUE	WED	THU	FRI	SAT	
JAN						01	02
03	04	05	06	07	08	09	
10	11	12	13	14 6:00 CBJ	15	16 6:30 CBJ	
17	18 6:30 CAR	19 6:30 CAR	20	21	22 7:00 DAL	23	
24 6:30 DAL	25	26 6:30 CHI	27 6:00 CHI	28	29	30 5:30 TBL	
31							

SUN	MON	TUE	WED	THU	FRI	SAT	
FEB							
	01 5:30 TBL	02	03	04 5:30 FLA	05 5:30 FLA	06	
07	08 6:30 TBL	09 7:00 TBL	10	11 6:30 DET	12	13 6:30 DET	
14	15 7:00 DAL	16 7:00 DAL	17	18 5:30 CBJ	19	20 5:30 CBJ	
21	22	23 6:00 DET	24	25 6:00 DET	26	27 1:30 CBJ	
28 1:30 CBJ							

SUN	MON	TUE	WED	THU	FRI	SAT	
MAR							
	01	02	03	04 6:30 FLA	05	06 12:30 FLA	
07	08	09 5:30 CAR	10	11 5:30 CAR	12	13 5:30 TBL	
14	15 5:30 TBL	16	17	18 5:30 FLA	19	20 5:30 FLA	
21	22	23 6:30 DET	24	25 6:30 DET	26	27 6:30 CHI	
28 6:30 CHI	29	30 6:30 DAL	31				

SUN	MON	TUE	WED	THU	FRI	SAT	
APR							
				01 6:30 DAL	02	03 1:30 CHI	
04 3:30 CHI	05	06 6:00 DET	07	08 6:00 DET	09	10 6:30 TBL	
11	12 6:30 TBL	13	14	15 5:30 CAR	16	17 5:30 CAR	
18	19	20	21 5:30 CHI	22	23 6:30 CHI	24	
25	26 6:30 FLA	27 6:30 FLA	28	29 6:30 DAL	30		

SUN	MON	TUE	WED	THU	FRI	SAT
MAY						01
02	03 5:30 CBJ	04	05 5:30 CBJ	06	07 6:30 CAR	08 6:30 CAR

 HOME  AWAY



*Time denotes start of Predators Live! Pregame coverage on FSTN



FOR SMASHVILLE



TABLE OF CONTENTS

MANAGEMENT & STAFF

Predators Staff Directory	5-7
Ownership	8-10
Management	11-20
Hockey Operations	21-24
Coaching Staff	25-28
Training Staff	29
Vanderbilt Sports Medicine	30
Predators Staff Members	31-34
Broadcasters/Broadcast Partners	35-37
Bridgestone Arena	38-39
Nashville Predators Foundation	40-43
Youth Hockey & Fan Development	44-46
AHL Affiliate - Milwaukee Admirals	47-48
ECHL Affiliate - Florida Everblades	49

THE PLAYERS

Organizational Roster	51-52
How the Predators Were Built	53-54
Player Biographies	55-104
In the System	105-125
2020 NHL Draft	126-129

2019-20

Predators Season Notes	131-133
Final Scoring	134
Scoring Breakdown	135
Game-by-Game Summary	136-137
Goals & Shots by Period	138-139
Scoring by Period/Record When Scoring	140
Goals Breakdown	141
Situational Stats	142
Predators vs. the NHL	143
Hat Tricks/Shutouts/Penalty Shots	144
Player Game-by-Game Summary	145-149
Highs & Lows	150-151
The Last Time	152
Overtime	153-154
Shootouts	155-156
Man-Games Lost	157
Transactions	158-159
AHL Standings/Leaders	160-161
Milwaukee Admirals Final Stats	162
ECHL Standings	163
Florida Everblades Final Stats	164

NHL & OPPONENTS

2019-20 NHL Final Standings	166
2019-20 Stanley Cup Playoffs & Awards	167
2019-20 NHL All-Stars & Leaders	168
2020-21 Critical Dates	169
NHL On-Ice Officials	170
Predators All-Time Records vs. NHL	171
Team-by-Team Information	172-201

TEAM HISTORY & RECORDS

Season Records	203-206
Holiday Records	207
Power Play	208
Penalty Kill/Short-handed Goals/PIM	209
All-Time Statistics	210-215
All-Time Leaderboard	216
Season Leaders	217-219
Multi-Point/Multi-Goal Games	220
Year-by-Year Information	221-241
Penalty Shots	242-243
Hat Tricks	244-245
Shutouts	246-247
Rookies & Veterans/Attendance	248

TEAM HISTORY & RECORDS (continued)

By the Numbers	249
Team Captains	250
All-Stars & Personnel	251
Award Winners & Finalists	252
Hockey Hall of Fame Inductees	253
Olympians	254
Franchise Firsts	255
Overtime & Shootout History	256-263
Predators vs. the NHL	264
NHL vs. the Predators	265-266
Best & Worst Records by Game	267
Opening & Closing Night Results	268
All-Time NHL Draft History	269-271
Alumni Register	272-279
Franchise Timeline	280-285
All-Time Trades & Acquisitions	286-293
Team Records	294-300
Individual Records	301-305

PLAYOFFS

Postseason Notes	307
2020 Stanley Cup Qualifiers	308-309
2020 Player Game-by-Game	310
2020 Final Scoring	311
2020 Scoring Breakdown/Man-Games Lost	312
2020 Playoff Situationals	313
2020 Goals Breakdown/Goals & Shots by Period	314
All-Time Playoff Results	315-316
All-Time Playoff Statistics	317-319
Playoff Leaderboard	320-321
Playoff Year-by-Year Leaders	322-323
Playoff Firsts	324
All-Time Records/Situationals	325
Hat Tricks/Penalty Shots/Shutouts	326
Overtime History	327-328
Year-by-Year Scoring	329-336
Team Playoff Records	337-341
Individual Playoff Records	341-344

MEDIA INFORMATION

Nashville Predators Communications	346
Arena & Game-Night Information	347
2020 Bridgestone NHL Winter Classic	348
2016 NHL All-Star Weekend	349
Ford Ice Centers	350-351
Montgomery County Multi-Purpose Event Center	352
Centennial Sportsplex	353
Bridgestone Arena Map	354
Name, Logo & Sweater History	355-357
Nashville Hockey History	358

TRAINING CAMP

2020-21 Training Camp Roster	360
All-Time Preseason Results	361

CREDITS

Editor	Nick Barnowski
Assistant Editors	Kevin Wilson, Emily Polanowicz
Design & Layout	James O'Hara, Nick Barnowski
Editorial Assistance	Brooks Bratten
Design Assistance	Chuck Stephens, Jackie Fisher
Photography	John Russell, Getty Images



PREDATORS STAFF DIRECTORY

NASHVILLE PREDATORS EXECUTIVES

Owner: Predators Holdings LLC	Investor Group: Herbert Fritch (Chairman), Christopher Cigarran, Thomas Cigarran, Tim Connelly, Joel & Holly Dobberpuhl, David Freeman, Bryan Grane, Joey A. Jacobs, J. Brent Jacobs, Scott D. Johns, Kim McEvoy, DeWitt Thompson IV, DeWitt Thompson V, John P.G. Thompson, W. Brett Wilson, Warren Wood
President, CEO & Alternate Governor	Sean Henry
President of Hockey Operations, General Manager & Alternate Governor	David Poile
Chief Operating Officer	Michelle Kennedy
Executive Vice President & Chief Revenue Officer	Chris Junghans
Senior Vice President of Ticket Sales, Premium Sales & Youth Hockey	Nat Harden
Senior Vice President & Chief Financial Officer	Keith Hegger
Senior Vice President of Operations	Dave Urso
Senior Vice President of Entertainment & Marketing	David Kallis
Senior Vice President, General Counsel	Heidi Bunden

HOCKEY OPERATIONS

Assistant General Manager & Director of Scouting	Jeff Kealty
Assistant General Manager & Director of Hockey Operations	Brian Poile
General Manager of Milwaukee Admirals & Director of Player Development	Scott Nichol
Defense Development Coach	Rob Scuderi
Forward Development Coach	Sebastien Bordeleau
Goaltending Development Coach	Dave Rook
Chief Amateur Scout	Tom Nolan
Professional Scouts	Nick Beverley, Rob Cowie, Stan Drulia
North American Amateur Scouts	J-P Glaude, Matt Paton, Chris Pryor, Glen Sanders, David Westby
European Scouts	Martin Bakula, Lucas Bergman, Janne Kekalainen, Denis Tolpeko
Head Coach	John Hynes
Assistant Coach	Dan Himote
Assistant Coach	Dan Lambert
Assistant Coach - Video	Todd Richards
Goaltending Coach	Lawrence Feloney
Strength & Conditioning Coach	Ben Vanderklok
Video Coordinator	David Good
Amateur Scouting Video Coordinator	Andrew Meloche
Manager of Hockey Operations	Nick Lubrano
Hockey Operations Analytics Coordinator	Brandon Walker
Hockey Operations Research & Data Development Engineer	Matt Hamann
Hockey Operations Administrator & Executive Assistant	Dalton Linkus
Hockey Operations Coordinator	Jeff Zavatsky
Head Athletic Trainer	Clint Burkhalter
Assistant Athletic Trainer	Andy Hosler
Assistant Athletic Trainer	DJ Amadio
Sport Psychologist	Jeff Biddle
Head Equipment Manager	Vickie Woosley
Assistant Equipment Manager	Pete Rogers
Equipment Coordinator	Brad Peterson
Locker Room Attendant	Austin Rodriguez
	Craig Baugh

TEAM DOCTORS & MEDICAL STAFF

Medical Director, Head Team Physician & Orthopaedic Surgeon	John E. Kuhn, M.D.
Head Team Physician & Sports Medicine Primary Care Physician	Paul J. Rummo, D.O.
Assistant Team Physician & Orthopaedic Surgeon	Charles L. Cox, M.D., M.P.H.
Associate Team Physicians & Orthopaedic Surgeons	Eric Bowman, M.D.; Rick Wright, M.D.
Assistant Team Physician & Sports Medicine Primary Care Physician	Alex B. Diamond, D.O.
Team Neuropsychologist	Katie Gifford, Psy.D.
Team Behavioral Health Specialist	Aaron Jackell, M.D.
Team Chiropractor	Cliff Brown, D.C.
Head Team Ophthalmologist	Sean Donahue, M.D.
Team Ophthalmologists	James Felch, M.D.; Jeff Kammer, M.D.; Stephen Kim, M.D.; Nathan Podoll, M.D.; Paul Sternberg, M.D.
Head Team Plastic Surgeon	Wesley Thayer, M.D.
Team Plastic Surgeons	Stephane Arnal, M.D.; Brian Drolet, M.D.; Kye Higdon, M.D.; John Seibert, M.D.; Megan Vucovich, M.D.; Julian Winocour, M.D.
Head Team Emergency Medicine Physician	Warne Fitch, M.D.
Emergency Medicine Physicians	Tyler Barrett, M.D.; Jeremy Brywczyński, M.D.; Jared McKinney, M.D.
Team Cardiovascular Physicians & Surgeons	Christopher R. Ellis, M.D.; Joseph L. Fredi, M.D.
Head Team Dentist	Tyler Ames, DMD
Team Dentists	Spencer Haley, DDS; Susie Lin, DDS; Sam McKenna, M.D., DDS; Julie Rezk, DMD

MARKETING & COMMUNICATIONS

Senior Director of Marketing	Claire Surratt Francis
Director of Communications	Kevin Wilson
Director of Marketing Entertainment	Adam DeVault
Director of Digital & Radio Content	Thomas Willis
Director of Creative Services	Chuck Stephens
Senior Creative Services Manager	Jackie Fisher
Senior Communications Coordinator	Nick Barnowski
Senior Communications & Content Coordinator	Brooks Bratten
Senior Marketing Coordinator	Sarah Gromos
Senior Graphic Designer	James O'Hara
Digital Specialist	Adam Carro
Corporate Communications Coordinator	Emily Polanowicz
Marketing Coordinator	Emily Whitcomb
Content Producer	Nick Pichnic
Graphics Coordinator	Matt Rowley
Graphics Coordinator	Zach Gerhart
Team Photographer	John Russell

COMMUNITY RELATIONS

Vice President of Community Relations	Rebecca King
Community Relations Senior Manager	Kristen Finch
Community Relations Coordinator	Krystin Fisher
Community Relations Coordinator	Taylor Klein



PREDATORS STAFF DIRECTORY

CORPORATE PARTNERSHIPS & DEVELOPMENT

Vice President of Corporate Development	Jack Burk
Director of Corporate Sponsorship	Robin Lee
Director of Corporate Partnerships	Jeremy Burson
Director of Corporate Development	Jason Oxford
Senior Manager of Corporate Development	Garner Goode
Corporate Activation Senior Manager	Paige Ciuffo
Senior Account Manager of Corporate Sales	Kathleen Hammontree
Corporate Partnerships Account Managers	Bridgette DaSilva, Kristina Taylor
Corporate Partnerships Account Coordinator	Daniella Milroy
Media Traffic Manager	Maritza Serpico
Senior Director of Premium Sales	Chris Burton
Premium Seat Sales Senior Manager	Tim Wilson
Corporate Development Managers	Evan Lindsey, AJ Rockwell
Premium Sales Manager	Josh Wolf
Manager of Club Services	Whitney Snyder
Manager of Suite Services	Braydon Brown
Senior Premium Seats Coordinator	Emily Deathridge
Premium Seats Service Coordinator	Jamie Parham

CUSTOMER SERVICE

Director of Guest Experience	Lara Crouch
Guest Experience Supervisor	Alaina Brown
Guest Experience Team Members	Hannah Alsup, Katie Brooks Boone, Brooke Franklin, Brittney Hitch, Cameron Libbert, Andrew Reese

GUEST SERVICES

Vice President of Guest Services	Britt Kincheloe
Director of Quality Assurance	Tom Gallo
Guest Services Managers	Jeremy Meriwether, Jon Warren

FINANCE & HUMAN RELATIONS

Assistant General Counsel	Jill Ormandy
Accounting Manager	Kathy King
Staff Accountants	Alex Fluehr, Courtney Watson
Accounting Coordinator	Brent Burton
Director of Payroll	Susan Charnley
Director of HRIS & Payroll	Meredith Durbin
Executive Assistant, Legal/HR	Pier Vaughn
Senior Director of Human Resources	Courtney Mosley
HR Generalist	Lindsey Nelson
HR Coordinator	Dan Williams

INFORMATION TECHNOLOGY

Director of Information Technology	Michael Paul
Junior System Administrator	Tommy Nelson
Information Technology Coordinator	Eric Bradley

BROADCAST & ENTERTAINMENT

Senior Director of Broadcast & Entertainment	Bob Kohl
Video Production Manager	Mitch Jordan
Associate Producer	Jake Hartzfeld
TV Play-by-Play Announcer	Willy Daunic
TV Color Analyst	Chris Mason
TV Pregame & Postgame Host	Lyndsay Rowley
TV Analyst	Terry Crisp
TV Rinkside Reporter	Kara Hammer
Radio Play-by-Play Announcer	Pete Weber
Radio Color Analyst	Hai Gill
Radio Analyst	Brent Peterson

TICKET SALES

Senior Director of Ticket Sales	Brad Gillispie
Group Sales Manager	Dan Schaefer
Group Sales Account Executives	Chris Halley, Zach Zazzi
Associate Account Executives	Amy Hurd, Curtis Sparrow

BUSINESS STRATEGY

Senior Director of Business Strategy	JT Louviere
Consumer Strategy & Loyalty Manager	Lindsay Rutledge
Senior Manager of Business Strategy & Intelligence	Michael Rust
Analyst of Business Intelligence & CRM	Paige Kozlowski

FORD ICE CENTERS/YOUTH HOCKEY & FAN DEVELOPMENT

Vice President & Ford Ice Centers General Manager	Danny Butler
Operations Manager	Manny Medina
Business Operations Managers	Brian Bailey, Will McCaskill
Event Coordinator	Tiffany Cokkias
Marketing Coordinator	Chase Lutz
Director of Amateur & Youth Hockey	Mike Skeats
Amateur & Youth Hockey Manager	Andy Franklin
Amateur Hockey Fan Development Coordinators	Jennifer Boniecki, Andrew Serpico
Director of Learn to Skate	Paula Trujillo
Scott Hamilton Skating Academy Coordinator	Allie Laskaris
Elite Figure Skating Manager	Kori Ade
Public Safety Coordinator	Allan Ramsey
Concession Manager	Elgin Adams



PREDATORS STAFF/VENDORS DIRECTORY

EVENTS & TECHNICAL SERVICES

Vice President of Event Operations	David Chadwell
Vice President of Event Services & Technical Operations	Ben Bosse
Senior Manager of Event Services	Kylie Wilkerson
Senior Coordinator of Event Services	Kolin Cheatham
Event Coordinators	Joanna Rose, Jill Sloman, Jon Smith
Event Producer	Elizabeth Bower
Contract & Booking Coordinator	Heather Giddens
A/V Manager	Alan Figueroa
A/V Coordinator	Ethan Vincent
Broadcast System Engineer	Zach Funk

OPERATIONS

Vice President of Operations	Kyle Clayton
Vice President of Facility Operations	Tim Friedenberger
Senior Director of Operations	Matt Schick
Director of Engineering Operations	Rich Barker
Senior Manager, Overnight Conversions	Milton Palacios
Senior Ice Manager	Nigel Schnarr
Facility Operations Manager	Shannon Callihan
Ice Technician	Nate Evans
Conversions Supervisors	Bart Hatton, Courtney Murphy
Project Supervisor	Ron Maleyko
Master Electrician	Robert Anderson
Senior Maintenance Mechanic	Joe Hardin
Maintenance Mechanic	Wes Holden
Senior HVAC Technician	Von Cox
HVAC Technician	Andrew Muchlitch
Painters	Richard Harrison, Doug Kearce, Bob Stewart
Plumber	Joe Jenkins
Operations Conversion Technicians	Kelly Barlow, Eric Holbert, Mallory Sova, Ernie Spangler, Willie Walker

PUBLIC SAFETY

Director of Public Safety	Chad Ludkey
Senior Overnight Manager	Byron Schneider
Senior Public Safety Coordinator	Daniel Hopkins
Public Safety Supervisors	Kelli Hill, Tony Gann
Public Safety Officers	Tami Jones, Jessica Peluso, Ashley Wheaton, Rikkiin Wilcox
Loading Dock Attendant	Patricia Decker

BOX OFFICE

Senior Director of Ticketing	Lonnie Wilkerson
Director of Ticket Operations	Sara Shear
Box Office Operations Manager	Denise Williams
Senior Manager of Box Office Finance & Events	Austin Harlow
Premium Ticket Operations Manager	Will Moore
Corporate Development Ticket Operations Manager	Ashley Spencer
Box Office Events Manager	Eric Schmitz
Box Office Coordinator	Emily Alcorn
Ticket Operations Assistant	Kyle Bolt
Ticket Operations Coordinator	Kyle Scholl
Box Office Associates	Daniel Brackman, Charles Marczynski, Samantha Conner

ADMINISTRATION

Senior Vice President & Senior Advisor	Gerry Helper
Executive Assistant to CEO, President & Alternate Governor	Beth DeGrandis
Receptionist & Human Resources Assistant	Abby Helper

BRIDGESTONE ARENA VENDORS

LEVY RESTAURANTS

Director of Operations	Joe Freitas
Senior Executive Sous Chef	Mark Lloyd
Assistant Director of Operations	Nick Heitmeyer

DELAWARE NORTH

General Manager	Michael Geczi
Operations Manager	Keith Saunders
Retail Manager	Levi Jerome

CONTEMPORARY SERVICES CORPORATION

Branch Manager	Billy Barrett
Assistant Branch Manager	Tracey Witsman
Logistics Manager	Kyll Hayle
HR Manager	Marquita Frierson

JANI-KING

Operations Director	Ismael Berrios
Manager	Maria Gonzalez



PREDATORS OWNERSHIP

PREDATORS HOLDINGS LLC

On Dec. 7, 2007, Predators Holdings LLC purchased the Nashville Predators and Powers Management (the company that operates Bridgestone Arena) and took over the day-to-day operation of the National Hockey League team and Bridgestone Arena. Predators Holdings LLC includes local executives in finance, health care and private business. Members include: Herbert A. Fritch (Chairman), Thomas G. Cigarran, Christopher C. Cigarran, Tim Connelly, Joel and Holly Dobberpuhl, David Freeman, Bryan Greane, Joey A. Jacobs, J. Brent Jacobs, Scott D. Jacobs, John McEvoy, DeWitt Thompson IV, DeWitt Thompson V, John Thompson, W. Brett Wilson and Warren Woo.



HERBERT A. FRITCH

Herb Fritch formerly served as President of the Senior Segment at Cigna-HealthSpring following the acquisition of HealthSpring by Cigna in 2012. As Founder and CEO, Fritch built HealthSpring into a \$4.6 billion enterprise at the time of its acquisition by Cigna. Beginning his career in 1973 as an actuary, Fritch has more than 40 years of experience in the managed healthcare business.

Fritch assumed the role of the Chairman of the team's Board of Directors effective Jan. 9, 2019. This role had been occupied by Tom Cigarran since March 2010. Fritch is also one of the Predators' Governors on the NHL Board of Governors. A graduate of Carleton College, Fritch and his wife, Barbara, are also renowned for their philanthropic efforts through the Herbert A. (Herb) Fritch Family Foundation and are members of United Way's Tocqueville Society.



THOMAS G. CIGARRAN

Tom Cigarran is a co-founder and former Chairman, President and CEO and Director of AmSurg Corporation, the nation's largest outpatient surgery center company and a major national provider of physician services to hospitals, surgery centers and other healthcare facilities. He is also a co-founder, former Chairman, President and CEO and Director of Healthways, Inc. He serves as an Advisor to Cressey & Company, a healthcare-focused private equity firm. Cigarran was elected Chairman of the Nashville Predators' Board of Directors in March 2010 and served as chairman for over nine years until Jan. 9, 2019. He is also one of the Predators' Alternate Governors on the NHL Board of Governors.

of more than 150 Nashville area non-profit organizations, the business community and governmental agencies in support of public education. He has also led the Haiti Education Mission of the Cathedral of the Incarnation for more than 15 years and sponsors a primary and a secondary school in Haiti. He has served on the Board of Directors of the Vanderbilt University Medical Center; chaired the advisory board of the Owen School Healthcare MBA Program at Vanderbilt; and served on the boards of the Harpeth Hall School, Alive Hospice and the Mental Health Association of Middle Tennessee. He has also twice served as Chair of the Nashville Health Care Council.

Cigarran has been an active supporter of public education in Nashville for more than 20 years, having served as the Education Chairman of the Nashville Area Chamber of Commerce and being a founder and Chairman of the Operating Board of Alignment Nashville, an organization that helps organize the activities

Cigarran received a Bachelor of Science degree from Villanova University an MBA from the New York University Graduate School of Business. He and his wife, Connie, are 43-year residents of Nashville, have two children and five grandchildren. The whole family loves Predators hockey.



CHRISTOPHER C. CIGARRAN

Chris Cigarran is the CEO of Imagine Health, the leading provider of next generation health plan solutions for large employers in the United States. Cigarran received his undergraduate degree from Bucknell

University and his master's degree from Pepperdine University.



TIM CONNELLY

Tim Connelly enjoyed a 30-year career at Brown Brothers Harriman & Co. (BBH), a leading global financial institution. He was a General Partner of the firm and is currently a Limited Partner at BBH. More recently, he was appointed and served as CEO of the Massachusetts Technology Collaborative, an agency charged with promoting the innovation and technology economy in the Commonwealth.

A history of sports runs deep in the Connelly family as his father was a three-sport athlete and long-time baseball coach at Northeastern University who was elected to the American Baseball Coaches Association Hall of Fame. Connelly was a three-sport athlete (football, hockey and baseball) in college and played professional hockey in Germany following graduation. Complementing his Nashville Predators ownership position, Connelly is also a minority owner of two minor league baseball franchises: Wichita Wind Surge in Wichita, Kan., and the Port Charlotte Stone Crabs in Port Charlotte, Fla.

Connelly serves on a number of philanthropic boards that reflect his interests and priorities, including the United Way of Massachusetts Bay, St. Sebastian's School, Carroll School, Cotting School and New England Disabled Sports; he also is a Corporator Emeriti at Northeastern University.

A graduate of Williams College with a bachelor's degree in history and Northeastern University with an MBA, Connelly resides in Wellesley, Mass., with his wife, Amie, and their three sons.



JOEL & HOLLY DOBBERPUHL

Joel and Holly Dobberpuhl are now residents of Montecito, Calif., after living in Nashville for more than 20 years as active members of several charities through their family foundation. Joel Dobberpuhl is the CEO and Portfolio Manager of Jetstream Capital, a Nashville-based

investment firm he started in 2003. Joel and Holly Dobberpuhl received their degrees from Southern Methodist University in 1988.



DAVID S. FREEMAN

David S. Freeman is the CEO of 36 Venture Capital and the former founder and CEO of Commodore Medical Services, a medical waste management company he sold in 2007. Freeman received his undergraduate degree from the University of Tennessee and a Juris Doctor degree from the Vanderbilt University School

of Law. Freeman serves on the Board of Trustees of the United Way of Metropolitan Nashville and Brandt Chastain's ReachUp Foundation.



PREDATORS OWNERSHIP



BRYAN GRANE

Bryan F. Grane is the Founder of East Orchard Capital (EOC). Prior to founding EOC, he was the Owner, Chairman and CEO of CST. Under Mr. Grane's leadership, CST became one of the premier intermodal logistics companies in the United States and was ultimately sold to Forward Air Corporation (FRWD) in 2014. Prior to joining CST, Mr. Grane was an investment banker at William Blair & Company, where he worked as a Mergers and Acquisition Analyst and achieved Series 7 and 63 certifications.

Mr. Grane is the Founder of the St. Rita Mercy Foundation, a Board Member at Leadership Roundtable and is an eight-year member of the Young Presidents' Organization.

Mr. Grane earned his Bachelor's of Business Administration in finance and business economics from the University of Notre Dame, where he graduated Summa Cum Laude and a member of Beta Gamma Sigma (International Honors Society). He also holds a Master of Business Administration from the Kellogg School of Management at Northwestern University.



JOEY A. JACOBS

Joey A. Jacobs is retired after 45 years in the healthcare industry. Jacobs serves on the Board of Directors of Cumberland Pharmaceuticals, Inc., The Jason Foundation and Monroe Carrell Jr. Children's Hospital at Vanderbilt. Jacobs was nominated by former Tennessee Governor Bill Haslam and confirmed by the Tennessee General Assembly to serve on the Middle Tennessee State University Board of Trustees.

Jacobs is married to his wife of 44 years, Debbie, and they have two sons, Brent and Scott. Outside of work, he enjoys spending time with his family and friends while also tending to his herd of Black Angus

cattle at the family's farm in Warren County, Tenn. Additionally, Jacobs is an active church and community member, serving on several not-for-profit boards and giving to numerous local community and charitable organizations, such as the Monroe Carrell Jr. Children's Hospital at Vanderbilt, The Jason Foundation and Morrison Elementary School. Jacobs also established the Joey Jacobs Chair of Excellence in Accounting at Middle Tennessee State University.



J. BRENT JACOBS

Brent Jacobs serves as Vice President of Acquisitions and Development at Surgery Partners, previously Symbion Healthcare before its acquisition in November 2014. Prior to joining Symbion in 2012, Mr. Jacobs worked as a Senior Associate in the Assurance practice at PricewaterhouseCoopers, LLP. He has more than 10 years of experience in accounting and finance and is currently focusing on merger and acquisitions, including transactional due diligence and financial analysis. Mr. Jacobs is a graduate of Sanford University, where he received a Bachelor of Arts in business administration and earned a Master of Accounting from the Brock School of Business. He also holds an MBA from the University of Florida's Hough Graduate School of Business.

Mr. Jacobs is married to his wife of eight years, Katie. They have two daughters and one son: Emmaline, Joey Kate and Hunt. Mr. Jacobs enjoys spending time with his family and friends, playing hockey at Ford Ice Center and racing at the local Fairgrounds Speedway Nashville. Mr. Jacobs is an active church and community member, participating in numerous community service projects throughout the years.



SCOTT D. JACOBS

Scott D. Jacobs serves as the Chief Financial Officer at TrustPoint Hospital in Murfreesboro, Tenn. Prior to joining TrustPoint in December 2016, Mr. Jacobs worked as a financial manager in the Financial Planning and Analysis Department at Vanderbilt University Medical Center in Nashville. He is a graduate of the University of Georgia, where he received his Bachelor of Business Administration degree in accounting. Mr. Jacobs maintains an inactive certified public accountant license and is a member of the American Institute of Certified Public Accountants (AICPA).

Mr. Jacobs enjoys spending time with his family and friends, cycling and playing hockey for multiple teams at Ford Ice Center and Centennial Sportsplex. He is an active church and community member, most recently competing in the annual Bike to Jack & Back Ride, benefiting the National Multiple Sclerosis Society.



JOHN McEVoy

With a career in wireless communications spanning over 20 years, John M. McEvoy is a specialist in the recommendation and implementation of integrated mobile retail stores. Mr. McEvoy began his career in mobile communications in 1995 as a successful Sales Manager for Pacific Bell Wireless and quickly realized the market for wireless was larger than anticipated. In 1997, Mr. McEvoy founded The Mobile Solution Corporation to capitalize on this need. As President and CEO of TMS, he oversaw all operational aspects of the organization, operating debt free and expanding the company rapidly. The Mobile Solution Corporation grew nationwide to over 3,000 employees and over \$500 million in revenue by 2006.

Embracing personal core values of integrity, innovation and growth, Mr. McEvoy founded his real estate investment company, 1551 Fourth Avenue, Inc., in 2004. Currently Mr. McEvoy oversees an extensive

portfolio of commercial, residential and multi-family real estate. In addition, Mr. McEvoy has a diverse investment portfolio in technology, oil and natural gas and entertainment. Mr. McEvoy currently holds a minority ownership interest in the Colorado Rockies, having previously owned an interest in the San Diego Padres.

The Nashville Predators represent Mr. McEvoy's first investment in the Nashville area. However, when Mr. McEvoy visited Nashville, he was struck by the vibrancy and economic growth of the city. Mr. McEvoy's decision to invest in the Predators was primarily driven by the strength of the organization and team, but was also impacted by the prospects for Nashville as a whole.



DeWITT C. THOMPSON, IV

DeWitt (De) C. Thompson, IV is a retired chairman of Thompson Machinery Commerce Corporation. Thompson is a director of Aries Technologies. He is a graduate of Vanderbilt University. Thompson and

his wife, Jackie, reside in Nashville.



DeWITT C. THOMPSON, V

DeWitt C. Thompson, V is Chairman and CEO of Thompson Machinery Commerce Corporation, a Caterpillar heavy machinery and power systems distributor in Tennessee and Mississippi. He serves as Chairman for Aries Clean Energy. Thompson founded PureSafety in 1999 and served as Chairman until 2011.

Thompson is also a Director of Nikola Motor Company, The Shaw Group and Wealth Access. He received his Bachelor of Science degree from the School of Engineering at Vanderbilt University. Thompson and his wife, Jamee, son, DeWitt, VI and daughters Helen, Grace and Laura reside in Nashville.



PREDATORS OWNERSHIP



JOHN P.G. THOMPSON

John Thompson is the CEO of MTA Distributors, based in Nashville. MTA Distributors is the exclusive Honda engine distributor for Tennessee, Kentucky, Georgia, Alabama, Mississippi, Florida, New Mexico, Arizona, southern California and Las Vegas. He is an owner and director of both Thompson Machinery and Aries Clean Energy.

Mr. Thompson serves on the board of an area non-profit, the Blake McMeans Foundation. A graduate of Vanderbilt University, Thompson resides in Nashville with his wife, Margaret, and their four children.



W. BRETT WILSON

W. Brett Wilson is a well-known Canadian businessman based in Calgary, Alta., with homes in several cities, including Nashville. He is currently Chairman of Canoe Financial, an investment management firm with more than \$7.0 billion in assets under management. A career energy-focused investment banker,

he has invested extensively in the energy and real estate sectors through his private merchant bank, Prairie Merchant Corporation. He received the prestigious Order of Canada in 2011 and has enjoyed wide recognition for his philanthropic efforts, including several honorary doctorates.



WARREN C. WOO

Warren Woo is the Founder and Managing Member of Breakaway Capital Holdings, based in Los Angeles, Calif. Through Holdings, he is the Chief Investment Officer for the family office of Andrew and Peggy Cherng, the Founders of Panda Restaurant Group and the Founder and Managing General Partner of Breakaway Capital Partners Funds. Previously, Woo was a Founding Partner and Managing Director at Moelis & Company; Vice Chairman, member of the Board of Directors and Global Head of Financial

Sponsors, Hedge Funds and Leveraged Finance of UBS Investment Bank; and a Managing Director at Donaldson, Lufkin and Jenrette.

He received an MBA from the Stanford University Graduate School of Business and a Bachelor of Arts in economics from UCLA. Woo, his wife Carolyn and their two sons, Kyle and Kirk, live in southern California.





MANAGEMENT



DAVID POILE PRESIDENT OF HOCKEY OPERATIONS, GENERAL MANAGER & ALTERNATE GOVERNOR

Set to begin his 39th consecutive season as an NHL general manager, making him the longest tenured GM in League history, Nashville Predators President of Hockey Operations/General Manager David Poile has spent 38 consecutive years at the helm of a franchise (23 with Nashville, 15 with Washington) dating back to Aug. 30, 1982 when he was hired by the Washington Capitals. He is the only general manager in NHL history to lead two different clubs for over 1,000 games and 500 victories, and on March 1, 2018 against Edmonton, Poile won his 1,320th game, making him the all-time winningest GM in League history.

Nashville's past three regular seasons have been among the best not only in franchise history but across the entire NHL. Following the Preds' 35-26-8 (78 points) record in 2019-20, Nashville has earned a combined 295 points since the start of the 2017-18 campaign, the fourth-most in the League, and its 135 wins are the fifth-most. In 2018-19, Poile engineered a team that won the Central Division title for the second consecutive campaign and hit the 100-point mark for the seventh time. The season before, Poile's squad won the Presidents' Trophy and Central Division title for the first time in franchise history en route to the No. 1-seed and home ice advantage in the playoffs. The Predators recorded 53 wins and 117 points in 2017-18 – both franchise records – and were led by Vezina Trophy winner and franchise icon Pekka Rinne.

After the Predators became Western Conference Champions and Poile advanced to his first Stanley Cup Final in 2016-17, he was named the 2017 General Manager of the Year at the NHL Awards in Las Vegas, his first such honor after being a finalist for the award in each of its first three years of existence (2010, 2011 and 2012), while also receiving the sixth-most votes in 2015. Poile is one of the most influential men in the sport, evidenced by his spot on the NHL's Competition Committee all 14 years of its existence, appointment to the Hockey Hall of Fame Selection Committee in 2014, and involvement with USA Hockey, highlighted by his service as General Manager of the United States Olympic Team for the 2014 Winter Games in Sochi, Russia. On Aug. 9, 2018, Poile's longstanding support and commitment to hockey in the United States was etched in history with his nomination to the U.S. Hockey Hall of Fame as part of the Class of 2018. Surrounded by friends and family, he was formally inducted at a ceremony held on Dec. 12, 2018 at the JW Marriott in Nashville.

While Poile continues to use effective drafting and development of home-grown players as the foundation for the Nashville Predators, his blueprint for success has necessitated the welcoming of high-octane offensive performers to the organization and bold trades in recent seasons. Dating back to the 2013 trade deadline, Poile and his staff have been aggressive in acquiring young, talented prospects with high offensive ceilings, and proven NHL stars via trade and free agency to supplement Nashville's drafted talent. This formula helped the Predators to their longest postseason run in franchise history – their first trip to the Stanley Cup Final in franchise history – in 2016-17, shattering nearly every Predators postseason record in the process. Under Poile's guidance, the Predators have reached the postseason in each of the past six seasons and 13 of the past 16 campaigns.

Nashville's longstanding philosophy of building around home-grown players has paid dividends during its current postseason streak, the second-longest active run in the NHL. Poile drafted the first of the franchise's many pillars in the eighth round (258th overall) of the 2004 NHL Draft, selecting Rinne, who is entering his 15th NHL season and holds nearly every franchise goaltending record. Poile constructed the Predators' defense corps by drafting Captain

Roman Josi, who won the 2020 Norris Trophy as the League's top defenseman and signed an eight-year, \$72.472 million contract – the largest in franchise history – on Oct. 29, 2019; Associate Captain Ryan Ellis, who set career highs in assists (34) and points in 2018-19; and Mattias Ekholm, who has emerged into one of the most reliable defensemen in the game at both ends of the ice and also established career highs in assists (36), points (44) and plus-minus (+27) in 2018-19.

Some of Poile's most impactful moves over the past five-plus seasons have been on the trade front, with his two most recent blockbuster trades being among the largest one-for-one trades in NHL history. On Jan. 6, 2016, Poile acquired the No. 1 center the team has coveted since Day 1 of the franchise by getting All-Star Ryan Johansen from the Columbus Blue Jackets, and then on July 28, 2017, he signed Johansen to an eight-year, \$64 million contract. On June 29, 2016, Poile executed the largest transaction in franchise history by acquiring 2013 Norris Trophy winner P.K. Subban and giving Smashville a bonafide superstar both on and off the ice. Prior to those acquisitions, on April 3, 2013, Poile acquired emerging superstar Filip Forsberg, who has led the team in goals in four of the last six seasons and is the only player in team history to record five 25-goal seasons, from Washington. Forsberg, selected 11th overall in the 2012 NHL Draft, was rated the third-best player by Poile's staff but slipped due to a run of defensemen being drafted.

In addition to Johansen and Forsberg, the forward corps are anchored by Viktor Arvidsson, who set the franchise record for goals in a season with 34 in 2018-19, and center Matt Duchene, who signed a seven-year, \$56 million contract – the largest free-agent deal in Preds history – on July 1, 2019. Other offensive mainstays include 2017 Stanley Cup Playoffs breakout star Colton Sissons (second round in 2012) and Rocco Grimaldi, who set a career high in points with 31 (10g-21a) during the 2019-20 season after signing as a free agent in July 2018. Of the 31 players used by Nashville in 2019-20, 19 were either drafted by the club or made their NHL debuts with the Preds.

Poile was busy yet again during the offseason leading into the 2020-21 campaign, acquiring two-way forward Luke Kunin from the Minnesota Wild and signing a number of players who the franchise believes fit the "Predator Way" mentality, including defensemen Mark Borowiecki and Matt Benning and forwards Nick Cousins and Luke Richardson.

The assertive, team-building plan implemented by Poile from the franchise's inception has helped the organization earn the reputation as one of the most stable, well-built teams in the NHL. Crucial to the plan's success is the ability to make the right selections and develop the young prospects. Poile has assembled a bright staff of personnel charged with those responsibilities, including Assistant General Manager/Director of Hockey Operations Brian Poile, Assistant General Manager/Director of Scouting Jeff Kealty, Director of Player Development/Milwaukee Admirals General Manager Scott Nichol and a team of gifted professional and amateur scouts across North America and Europe.

Poile has long been a proponent of a strong developmental system as a means to develop promising young players into productive NHL players. The Predators' primary developmental affiliate, the American Hockey League's Milwaukee Admirals, captured the first Calder Cup title in franchise history in 2004 and revisited the final in 2006. During the 2019-20 season, which was canceled in May with the final regular-season games being played on March 11 due to the COVID-19 pandemic, the Admirals' 41-14-5-3 record and 90 points earned them the Macgregor Kilpatrick Trophy, awarded to the AHL regular-

DAVID POILE'S CAREER GM BREAKDOWN (REGULAR SEASON)

YEARS	TEAM	GP	W	L	T	OTL	PTS	PCT
1982-97	Washington	1180	594	454	132	--	1320	.559
1997-20	Nashville	1675	821	633	60	161	1863	.556
TOTAL		2855	1415	1087	192	161	3183	.557



MANAGEMENT

season champions. Head Coach Karl Taylor, who Poile hired to lead Milwaukee on June 29, 2018, won the Louis A.R. Pieri Memorial Award as the AHL's outstanding coach in his second season at the helm. Including the 2019-20 shortened campaign, the Ads have advanced to the Calder Cup Playoffs in 16 of the last 18 seasons, winning six division titles in that span. From 2002-03 to 2010-11, the Admirals became the first team in AHL history to post 40-or-more wins and 90-or-more points in eight consecutive seasons, each with a team predominately made up of Predators prospects.

Poile's wisdom and experience is clearly valued throughout the hockey world, as evidenced by his selection to the post of General Manager of the U.S. Olympic Team for the 2014 Sochi Games. He was associate general manager for the 2010 United States Olympic Team and helped select the team that would become one of the headline stories of the 2010 Vancouver Games, capturing the hearts of a nation en route to a silver medal. Poile was a member of the U.S. National Team Advisory Group for the third consecutive IIHF World Championship in 2014, served as associate GM for the American entries into the 2009 and 2010 editions of the tournament and as general manager at the 1998 and 1999 Worlds.

Since its establishment in 2005, Poile has helped guide the NHL Competition Committee, making him one of just two individuals to sit on the committee all 14 seasons of its existence. The steering body that formulates and recommends rule changes for approval by the NHL Board of Governors, the Competition Committee continues to be one of the most influential bodies in the game today having helped usher in innovations featuring on-ice innovations such as the regular-season shootout, hybrid icing and the grandfathering of visors. In March 2014, Poile received yet another prestigious honor by being appointed to the Hockey Hall of Fame Selection Committee and helped mold the Hall of Fame's 61st (2014) through 67th (2020) classes.

Poile's third straight General Manager of the Year nomination in 2011-12 came after the team finished with a 48-26-8 record (104 points), the third-best record in the Western Conference and fifth-best in the NHL, helping the Preds earn home-ice advantage in the Stanley Cup Playoffs. In 2010-11, he was a finalist for the award after Nashville earned the fifth seed in the Western Conference (99 points) and gave up the third-fewest goals in the League (190) despite missing nearly 350 man-games due to injury, and in 2009-10, he constructed a team that was one of 11 to hit the 100-point mark despite having a payroll ranked 28th in the League, earning a spot as a finalist for the inaugural General Manager of the Year Award.

In 2006-07, Poile was recognized by The Sporting News as its "Executive of the Year," an honor he had received twice previously (1982-83 and 1983-84), which is determined through a vote of his peers, after the Predators finished the season with the second-most points in the Western Conference and tied for the third-most points in the entire League. Locally, Business TN magazine honored him as the magazine's "CEO of the Year" for 2006 based on his consistent and successful track record as the team's architect.

In 2001, Poile was a recipient of the Lester Patrick Award in recognition of his contributions to hockey in the United States. Poile has devoted his professional career to hockey and the NHL, particularly in non-traditional markets. His late father, Bud Poile, also a recipient of the Lester Patrick Award (1989) and a member of the Hockey Hall of Fame (1990), served as general manager of two expansion franchises - first in Philadelphia (1967) and then in Vancouver (1970). Poile began his professional career as an administrative assistant with the Atlanta Flames expansion franchise in 1972 and spent 10 years with the organization before being named general manager of the Washington Capitals in 1982. The 2020-21 campaign will mark his 48th in the NHL.

For the 1982-83 season, Poile took the reins of a Washington team that had never made the Stanley Cup Playoffs. In his 15 years there, the Capitals advanced to the postseason 14 times. The 1997-98 Capitals, largely comprised of players Poile acquired, advanced to the Stanley Cup Final. During his 15-year tenure, the Caps compiled a record of 594-454-132 (.559), ranking among the NHL's top-five teams during that span.

Poile was instrumental in the League's adoption of the instant replay rule in 1991. He was awarded Inside Hockey's Man of the Year award for his leadership on the issue.



A graduate of Northeastern University in Boston, Poile was hockey team captain, leading scorer and most valuable player for two years, earning a place in the University's Hall of Fame. In June 2014, he received an honorary doctorate degree from American Sentinel University.

Poile also serves as an alternate governor for the team and in December 2007 added President of Hockey Operations to his title. For the past nine seasons, Poile has donated to Operation Homefront (which provides emergency assistance and morale programs to our U.S. troops), USA Hockey and the Peterson Foundation for Parkinson's for every Predators victory.

He and his wife, Elizabeth, reside in Nashville. The Poiles have two children - daughter Lauren and son Brian - and three grandchildren - Ellie, Charlotte and Wyatt.

LONGEST TENURED GENERAL MANAGERS, NHL HISTORY

GENERAL MANAGER	TEAM(S)	YEARS	SEASONS
David Poile	Washington/Nashville	39	1982-83 to 2020-21
Jack Adams	Detroit	35	1927-28 to 1961-62
Glen Sather	Edmonton/NY Rangers	35	1980-81 to 2014-15
Conn Smythe	Toronto	30	1927-28 to 1956-57
Art Ross	Boston	30	1924-25 to 1953-54



MANAGEMENT



@PRESDent

SEAN HENRY PRESIDENT, CHIEF EXECUTIVE OFFICER & ALTERNATE GOVERNOR

In 2019-20, his 10th season in SMASHVILLE, Nashville Predators and Bridgestone Arena President, Chief Executive Officer and Alternate Governor Sean Henry proudly watched the Nashville Predators and Bridgestone Arena create countless GOLDEN moments. In the wake of the devastating tornadoes on March 3 and COVID-19 pandemic that followed, led by the passion and dedication of the greatest staff in all of sports, the organization worked, and continues to work, tirelessly in support of the Middle Tennessee community.

Henry is most proud of and grateful for that very community - all of SMASHVILLE, the Loyal Legion and the 7th Man - for creating such an amazingly unique bond with the Preds. Without their support, we would not have been recognized as Arena of the Year by Pollstar magazine, IEBA, CMA and ACM. Our fan support solidified our spot as a Top Workplace by the *Tennessean* and as the No. 1 professional sports franchise by ESPN, and without their tireless dedication to this franchise and passion for all we aim to achieve, we would not be the organization we are today. Henry is proud to serve these incredible fans alongside the best employees in the sports and entertainment industry to reach our ultimate goal - to be the No. 1 sports and entertainment venue in the United States with its centerpiece being the Stanley Cup champion Nashville Predators hockey team.

The most recent highlight of Henry's career has been witnessing the Nashville Predators, Bridgestone Arena, Predators Foundation and Ford Ice Centers coming together to address the many needs of those impacted by the recent tornadoes and ongoing world health crisis. Although these groups have been committed to serving the community since Day 1, their response throughout this unprecedented time has been a shining light for Nashville and Middle Tennessee. In just six weeks following the tornadoes, more than \$2.7 million was raised and delivered to the community, with the total surpassing \$3.0 million in subsequent weeks. These ongoing, all-inclusive efforts have also featured support from Predators ownership, players, coaches, management and staff, as well as the NHL, other NHL teams and the generosity of Predators fans and partners.

Another highlight, which occurred in June 2019, was the successful approval by Metro Nashville Sports Authority of a new lease, which ensures that Nashville's team, the Predators, will remain at Bridgestone Arena through the year 2049. Most importantly, the new lease eliminates the Metro Davidson County General Fund's support and relieves local taxpayers of any financial responsibility for Bridgestone Arena and the Predators by utilizing existing in-arena revenue streams to maintain, improve and expand the building. Since the last agreement in 2012, the growth of the franchise and arena serve as testaments to a strong model of public-private partnership. As a result of this partnership and a community-wide embrace of the Predators, the creation of projects like the Ford Ice Centers in Antioch and Bellevue have and will continue to spark economic development and growth in communities throughout Tennessee.

Alongside an annual impact of over \$600 million in tangible benefit to the community, the memories built within and around Bridgestone Arena are the intangible and possibly even more valuable impact that the growing success has created. The reach, power and passion of the amazing fan base continue to have SMASHVILLE's ripple affect extended in so many new ways. From the Nashville Predators Foundation presented by SmileDirectClub, to the Ford Ice Centers in Antioch and Bellevue, two of the busiest rinks in North America, and to the rising media ratings, the borders of SMASHVILLE's growth positively impact families and businesses all across the region.

For Henry, the cornerstone of our franchise has been the organization's commitment to the community through the Nashville Predators Foundation and the Nashville Predators youth hockey programs. During the non-traditional 2019-20 season, the Foundation donated over \$4 million in cash and in-kind gifts throughout the Nashville community and surrounding areas. The organization's Hearts of Gold program also infused the area with more than 9,000 community service hours donated by employees, players and staff. Henry recently played a vital role in the Foundation's groundbreaking naming partnership with Nashville-

based SmileDirectClub which introduced SuperGrants valued up to \$100,000, allowing several Tennessee-based organizations to complete large-scale projects in support of education, health and cultural needs. This partnership will greatly expand upon the life-changing work that the Foundation has been committed to for over 20 years. Starting in 2016-17, Henry also contributed greatly to the decision to commit \$500,000 over the course of five years to AMEND, an innovative YWCA primary prevention initiative dedicated to ending violence against women and girls in our community.

Henry was born a Nashvillian, although it took him 42 years to get here. Before leading his favorite staff in SMASHVILLE, he served for 11 years as the Executive Vice President and COO of the Tampa Bay Lightning, two years as the Vice President of Sales and Marketing with Unity Motion and 14 years with Volume Services Inc., where he worked with the Detroit Pistons, St. Louis Rams and the Washington Football Team.

Though much of his time is spent moving the Nashville Predators and Bridgestone Arena towards its ONE GOAL alongside tireless and passionate SMASHVILLE employees, Henry is grateful for each day he has the opportunity to serve on the boards of the Nashville Predators Foundation, YWCA of Nashville and Middle Tennessee, Nashville Downtown Partnership, Nashville Sports Council, Nashville Chamber of Commerce, the Monroe Carell Jr. Children's Hospital at Vanderbilt, The Sports Fund and stay involved (along with his wife) in his children's schools, sports teams, marching band and clubs.

Despite the numerous titles and accolades Henry has achieved in his professional career, his reigning Father of the Year Award is one that has no equal and one that would not be possible without the support of his wife of 30 years Tracey Manning (a.k.a. the Suburban Diva) or his four children - Steven, Matthew, Amy and Jessica. How Henry managed to win Father of the Year despite his constant attempts to recreate National Lampoon's Vacation and repeated stories (all normally captured in the Diva's writings), is perhaps his greatest achievement. During quarantine, the Henry family ranked those vacations and selected Yellowstone National Park as the top destination. To memorialize their favorite trip, after years of owning bears ranging from small to life-sized, they adopted a real, live bear from the wildlife refuge center in the park.





MANAGEMENT



MICHELLE KENNEDY CHIEF OPERATING OFFICER

Michelle Kennedy joined the Predators in March 2008 as In-House Counsel. Kennedy, also a certified public accountant (CPA), accepted the additional charge of Chief Financial Officer for the Predators and Powers Management in 2010 while continuing to serve as the organization's General Counsel. In 2017, Kennedy was named the organization's Chief Operating Officer. Kennedy serves as the organization's primary contact with the ownership group regarding governance and corporate compliance matters, in addition to overseeing all legal, finance and human resources matters and the Nashville Predators Foundation.

Kennedy often has the opportunity to speak to groups about SMASHVILLE, the Loyal Legion, the 7th Man and the amazingly unique bond that all of those groups share with the Predators organization. Without their support, Bridgestone Arena would not have been recognized as Arena of the Year on multiple occasions by Pollstar magazine, IEBA, CMA and ACM. The same fan support and unique bond referenced above solidified the organization's status as a Top Workplace by the *Tennessean* for a sixth consecutive year and also played a large role in the organization being named the No. 1 professional sports franchise by ESPN.

"The pandemic has been challenging for everyone and I have missed spending time in Bridgestone Arena witnessing the enthusiastic support of the Loyal Legion. Despite the absence of physical gatherings in Bridgestone Arena, the Loyal Legion has inspired me in so many other ways over the last few months; because of their support and relentless engagement in our organization, we have been able to continue to impact our community in positive ways by providing support to assist a community that suffered from both tornadoes and a pandemic. I am proud to serve these incredible fans alongside the talented professionals in our organization as we continue striving toward our organization's ONE GOAL - to be the No. 1 sports and entertainment venue in the United States with its centerpiece as the Stanley Cup champion Nashville Predators hockey team."

Kennedy is also passionate about the work of the Nashville Predators Foundation; she, as well as every player, coach and employee of this great organization embraces the commitment to give back to the community that has given so much to it over the years. Kennedy shares the organization's belief that the work of the foundation is as integral to the mission of the organization as ice hockey and entertainment.

Kennedy began her career as an auditor at KPMG International, an advisory, audit and tax services company. After nearly five years in public accounting, she joined Vanderbilt University as an Associate Director of Athletics. For six years, she was responsible for oversight of the department's business operations, including finance, ticket operations, facilities, game and event management, as well as oversight of marketing and corporate sponsorship activities. Kennedy continued to work in a consultative capacity for Vanderbilt while attending law school from 2004-07.

During the 2019 Stanley Cup Playoffs, Kennedy was featured on NBC's female sports initiative platform, On Her Turf, in an episode of *Hockey is for Her*, which focused on women in and around the National Hockey League. Kennedy was also a speaker at the 14th Annual MIT Sloan Sports Analytics Conference in Boston in 2019. In addition to being named to the *Sports Business Journal's* "Game Changers Class of 2018," Kennedy was a finalist for *Nashville Business Journal's* 2015 CFO of the Year and was featured in *Nashville Lifestyles Magazine* in the 2016 Top 10 "Women in Business" issue. She has been an adjunct professor at David Lipscomb University, is a former member of the board of Make-A-Wish of Middle Tennessee and currently serves on the board of the Nashville Humane Association.

Kennedy obtained a Bachelor of Arts in economics from Vanderbilt University in 1992 and a Juris Doctorate from Vanderbilt University in 2007. A native of Hawesville, Ky., Kennedy now resides in Nashville.



CHRIS JUNGHANS EXECUTIVE VICE PRESIDENT & CHIEF REVENUE OFFICER

Chris Junghans enters his 18th season with the company and fifth season as Executive Vice President and Chief Revenue Officer after seven seasons as Senior Vice President of Corporate Development for the Predators and Bridgestone Arena. Junghans is responsible for all marketing efforts and locally controlled revenue streams including tickets, sponsorship, premium seats and broadcast.

Junghans has been instrumental in growing and expanding the Predators' partnerships and helped build and introduce products like the 501 Club, Lexus Lounge and the Event-Level Bunker Suites. Junghans has led the organization's efforts in securing long-term partnerships with such companies as Bridgestone, Nissan North America, Dunkin', Anheuser Busch, Jack Daniel's, AT&T, Vanderbilt and Coca-Cola Bottling Co. Consolidated.

Junghans is most proud of and grateful for all of SMASHVILLE, the Loyal Legion and 7th Man for creating such an amazingly unique bond with the Preds. Without their support, we would not have been recognized as Arena of the Year by Pollstar magazine, IEBA, CMA and ACM. Our fan support solidified our spot as a Top Workplace by the *Tennessean* and as the No. 1 professional sports franchise by ESPN, and without their tireless dedication to this franchise and passion for all we aim to achieve, we would not be the organization we are today. Junghans is proud to serve these incredible fans alongside our core leadership group to continue reaching our organization's ONE GOAL.

In 2016, Junghans was essential in helping Nashville put on the best NHL All-Star experience in League history. Under his leadership, the Local Organizing Committee exceeded revenue expectations, allowing organizers to invest in additional resources that engaged hockey fans and showcased Bridgestone Arena, the Predators and the City of Nashville.

Prior to his role as Senior Vice President, Junghans led the Premium Seats division for the Predators and Bridgestone Arena. During his tenure as both a Director and Vice President, he was able to develop key products and services that led to a 100 percent revenue increase.

Junghans started his career with the Florida Panthers as a Ticket Sales Account Executive and quickly moved through the ranks. While in Florida, he developed programs and services that the Predators and Bridgestone Arena use today.

Born in Washington, D.C., Junghans is a graduate of the University of North Carolina at Charlotte. Among his many accomplishments, including being selected by the Milwaukee Brewers in the 11th round of the 1993 Major League Baseball Draft as a catcher, he ranks his family and their accomplishments as things he's most proud of to date. He married his high school sweetheart, Carolina, in 1999 and they have three children - Lia (19), Alex (15) and Sofie (11).

Junghans currently serves on the board for Partnership 2020 and the Nashville Sports Council and is Vice President of Showcase Baseball of Tennessee. Junghans is also involved in AMEND, a group that will make Nashville the safest city in America for women. In his spare time, Junghans enjoys being on the lake and watching his kids play their respective sports.



MANAGEMENT



NAT HARDEN

SENIOR VICE PRESIDENT OF TICKETS, PREMIUM SALES & YOUTH HOCKEY

An "original Predator" who started with the franchise in 1997, Nat Harden is responsible for all tickets sales, premium sales, business analytics, youth hockey and Ford Ice Center Antioch and Bellevue. Following the pause of the 2019-20 NHL season, under Harden's direction, the Nashville Predators not only worked with every Season-Ticket Citizen to offer payment and refund flexibility, but also safely and successfully re-opened both Ford Ice Centers to the public after the facilities had been closed for more than three months.

In the pandemic-shortened 2019-20 season, the Predators pushed their sell-out streak to 188 consecutive home games and were on track to complete one of the best sales seasons in franchise history; the year prior, the team sold-out of season tickets for the second time in franchise history. With Harden's leadership, average attendance for the Predators has remained at over 17,159 per game for the fourth consecutive season, despite the cancelation of the six final home games of the 2019-20 campaign.

Harden is most proud of and grateful for all of SMASHVILLE, the Loyal Legion and 7th Man for creating an amazingly unique bond with the Preds. Without their support, we would not have been recognized as Arena of the Year by

Pollstar magazine, IEBA, CMA and ACM. Our fan support solidified our spot as a Top Workplace by the *Tennessean* and as the No. 1 professional sports franchise by ESPN, and without their tireless dedication to this franchise and passion for all we aim to achieve, we would not be the organization we are today. Harden is proud to serve these incredible fans alongside our core leadership group to continue reaching our organization's ONE GOAL.

Harden started with the Predators as a Fan Relations Account Service Executive before becoming a Corporate Account Executive in 2000. He was promoted to Season-Ticket Sales Manager prior to the 2003-04 season, Director of Ticket Sales in 2006, Vice President of Ticket Sales in 2007 and Senior Vice President of Ticket Sales in 2013.

A graduate of Mississippi State University with a bachelor's degree in business administration and a master's degree in sports administration, Harden played baseball for the Bulldogs from 1992-96. Since taking over the organization's season-ticket sales, he has required all employees to ring a Mississippi State/Nashville Predators cowbell after each successful sale.

Harden and his wife, Paige, reside in Nashville with their two children - son Ty (17) and daughter Clara Scott (14).



KEITH HEGGER

SENIOR VICE PRESIDENT & CHIEF FINANCIAL OFFICER

Keith Hegger enters his fifth year with the Predators organization and is the Chief Financial Officer. As the organization's financial leader and a member of the Executive Leadership Team, Hegger oversees the finances for the Nashville Predators, Bridgestone Arena, Ford Ice Centers and the Nashville Predators Foundation empowered by SmileDirectClub.

Hegger is most proud of and grateful for all of SMASHVILLE, the Loyal Legion and 7th Man for creating an amazingly unique bond with the Preds. Without their support, we would not have been recognized as Arena of the Year by Pollstar magazine, IEBA, CMA and ACM. Our fan support solidified our spot as a Top Workplace by the *Tennessean* and as the No. 1 professional sports franchise by ESPN, and without their tireless dedication to this franchise and passion for all we aim to achieve, we would not be the organization we are today. Hegger is proud to serve these incredible fans alongside our core leadership group to continue reaching our organization's ONE GOAL.

Hegger's primary responsibilities include oversight of all financial reporting as well as the cash and fiscal management of the company and its assets. Since joining the Predators, he refinanced the local league-related credit facility for the organization and helped strengthen the relationship with the

local banking partner. Hegger manages the budget and financial projection processes and is the team's primary contact with the NHL regarding financial reporting and projections. Hegger also has become increasingly involved in the organization's relationship with the city of Nashville, whose Sports Authority owns Bridgestone Arena.

Prior to joining the Predators, Hegger served as the Vice President of Finance for the NBA's Memphis Grizzlies. While with the Grizzlies he managed the financial and payroll operations of the company, which included participating in a new league credit facility and streamlining the financial close and reporting process. Hegger began his sports and entertainment career with the St. Louis Blues where he headed the accounting department as the Controller. With the Blues, in addition to heading the accounting department, he was involved in several unique growth projects such as the modeling and opening of the historic opera house in downtown St. Louis and the purchase of the Blues affiliated minor league team at the time. After receiving a bachelor's and master's degree in accounting from the University of Illinois, Hegger first entered the workforce as an auditor with PricewaterhouseCoopers.

Hegger and his wife, Lauren, reside in Franklin and have two daughters, Charlotte and Emily.



MANAGEMENT



DAVE URSO SENIOR VICE PRESIDENT OF OPERATIONS

Dave Urso enters his fourth season as Senior Vice President of Operations, where he oversees all arena and event operations. His role also focuses on Bridgestone Arena's food, beverage and merchandise operations; managing contractual and relationship elements of partnerships with outside vendors and others; and continuing to build upon the Arena's quality control program.

Urso is most proud of and grateful for all of SMASHVILLE, the Loyal Legion and the 7th Man for creating an amazingly unique bond with the Preds. Without their support, we would not have been recognized as Arena of the Year by Pollstar magazine, IEBA, CMA and ACM. Our fan support solidified our spot as a Top Workplace by the *Tennessean* and as the No. 1 professional sports franchise by ESPN, and without their tireless dedication to this franchise and passion for all we aim to achieve, we would not be the organization we are today. Urso is proud

to serve these incredible fans alongside our core leadership group to continue reaching our organization's ONE GOAL.

Urso spent 21 years with Centerplate (1988-09), where he first began as a concessions manager at the Palace of Auburn Hills in Auburn Hills, Mich., until 1995. He then moved to Florida to work as a concessions manager for the NFL's Jacksonville Jaguars until 1997. The following year he started his five-year career with Tampa's Tropicana Field as their General Manager before becoming Centerplate's Vice President of Operations for the Southeastern United States in 2002. Most recently, Urso spent six years as a Regional Vice President for Delaware North Sportservice.

Urso and his wife, Tracy, reside in Brentwood. He has two sons - Jack, 16, and Austin, 22, who graduated from the University of Florida in 2019 and works for Lockheed Martin in Dallas, Texas.



DAVID KELLS SENIOR VICE PRESIDENT OF ENTERTAINMENT & MARKETING

David Kells has been with Bridgestone Arena and the Nashville Predators since 2005. During his tenure he has served as the Conversion Manager, Event Manager, Director of Marketing and Senior Vice President of Booking and currently serves as the Senior Vice President of Entertainment and Marketing.

Kells is most proud of and grateful for all of SMASHVILLE, the Loyal Legion and 7th Man for creating an amazingly unique bond with the Preds. Without their support, we would not have been recognized as Arena of the Year by Pollstar magazine, IEBA, CMA and ACM. Our fan support solidified our spot as a Top Workplace by the *Tennessean* and as the No. 1 professional sports franchise by ESPN, and without their tireless dedication to this franchise and passion for all we aim to achieve, we would not be the organization we are today. Kells is proud to serve these incredible fans alongside our core leadership group to continue reaching our organization's ONE GOAL.

Kells quickly developed a passion for live entertainment after working his first concert at the age of 18 and is proud to have been part of Nashville's live

entertainment community ever since. Over the course of his career, he has worked for SFX Entertainment, Great Big Shows and AC Entertainment. Prior to joining the Bridgestone Arena staff, Kells helped manage the legendary EXIT/IN in Nashville and has been involved in producing numerous festivals such as Dancin' in the District (Nashville), Sundown in the City (Knoxville, Tenn.) and Birmingham City Stages (Birmingham, Ala.).

In addition to helping oversee Bridgestone Arena's rise to one of the top venues in the U.S. and the 2017 Pollstar Arena of the Year award, Kells has received personal recognition for his hard work in the industry. Kells was named the 2017 Pollstar Venue Executive of the Year, International Arena Buyers Association's Venue Executive of the Year in 2014, 2016 and 2019 and has been nominated for Pollstar's Facility Executive of the Year seven times. A lover of hockey from a young age, Kells' hockey career peaked in 1980 when he received the Most Improved Player Award from the Massena Minor Hockey Association in Massena, N.Y.

Kells and his wife, Lucy, reside in Inglewood and have one daughter, Kathryn.



HEIDI BUNDREN SENIOR VICE PRESIDENT, GENERAL COUNSEL

Heidi Bundren enters her sixth season with the Predators and fourth in her role as Senior Vice President, General Counsel in 2020-21. Bundren serves as the organization's chief legal advisor and provides direction on all legal matters impacting the team, Bridgestone Arena and Ford Ice Centers. Additionally, she is extensively involved in the organization's human resources, labor and employment matters and works closely with the vendors that work with the Predators and Bridgestone Arena on a daily basis. She joined the organization in 2015 as Senior Counsel, was promoted to Assistant General Counsel in 2016 and entered her current position in October 2017.

Bundren is most proud of and grateful for all of SMASHVILLE, the Loyal Legion and 7th Man for creating such an amazingly unique bond with the Preds. Without their support, we would not have been recognized as Arena of the Year by Pollstar magazine, IEBA, CMA and ACM. Our fan support solidified our spot as a Top Workplace by the *Tennessean* and as the No. 1 professional sports franchise by ESPN, and without their tireless dedication to this franchise and passion for

all we aim to achieve, we would not be the organization we are today. Bundren is proud to serve these incredible fans alongside our core leadership group to continue reaching our organization's ONE GOAL.

Bundren began her career as a consultant at KPMG Consulting (currently BearingPoint), which offers global business consulting and advisory services. Prior to working for the Predators, she spent two years as a briefing attorney at the First Court of Appeals of Texas and more than five years at Haynes and Boone, a Texas-based AmLaw 100 U.S. law firm. Bundren's practice has been varied, but has been concentrated in litigation and employment law matters.

Bundren earned a Bachelor of Arts in business administration and marketing from the University of Saint Thomas in 1999 and a Juris Doctorate from the South Texas College of Law in 2005. A native of Houston, Texas, she now resides in Nashville with her husband, Brandon, and two sons, Riley and Rhett. Bundren serves as a board member for both the Ronald McDonald House Charities of Nashville and Catholic Charities of Tennessee.



MANAGEMENT



GERRY HELPER SENIOR VICE PRESIDENT & SENIOR ADVISOR

A veteran of more than 40 years in hockey having been with the National Hockey League or one of its teams since 1979, Gerry Helper joined the Predators in October 1997, and has served in various communications roles. Helper has also served in various capacities on the board of the Nashville Predators Foundation empowered by SmileDirectClub and is currently the Chairman. Since its inception, the Foundation has distributed more than \$7.2 million to Nashville area charitable and community service organizations, including a single-season record of \$700,000 in 2019-20.

Helper is most proud of and grateful for all of SMASHVILLE, the Loyal Legion and 7th Man for creating such an amazingly unique bond with the Preds. Without their support, we would not have been recognized as Arena of the Year by Pollstar magazine, IEBA, CMA and ACM. Our fan support solidified our spot as a Top Workplace by the *Tennessean* and as the No. 1 professional sports franchise by ESPN, and without their tireless dedication to this franchise and passion for all we aim to achieve, we would not be the organization we are today. Helper is proud to serve these incredible fans alongside our core leadership group to continue reaching our organization's ONE GOAL.

Throughout the first decade of the Nashville Predators' existence, Helper oversaw amateur and youth hockey efforts, including the creation of a street hockey program that delivers equipment to area YMCAs and Metro Parks centers, the launch of the Predators Cup for high school hockey teams and the introduction of the Get Out and Learn! program, which provides introductory lessons to young, first-time players at no cost, among other programs. Helper has also been active with USA Hockey, serving as a communications liaison for

the United States' silver medal-winning team at the 2010 Vancouver Olympics and on USA Hockey's marketing council from 1994-99.

He was on the NHL's Communications Advisory Board from 2004-09 and was the organization's point person with the NHL for the 2003 NHL Entry Draft in Nashville, which drew more than 13,000 people to Bridgestone Arena. In 2011-12, the Predators Communications Department received the Dick Dillman Award, presented by the PHWA to the top communications department in each conference, and was a finalist again in 2012-13.

In his first stint with an expansion franchise, Helper spent nearly seven years (1991-97) with the Tampa Bay Lightning as the team's Vice President of Communications and assisted with the development of Tampa Bay's successful 1999 NHL All-Star Weekend bid. Helper also spent time as the NHL's Director of Information (1987-89) and Director of Public Relations (1989-91) after beginning his sports career with the NHL's Buffalo Sabres (1979-86). He also worked several Stanley Cup Finals and All-Star Games throughout his career.

Helper served on the board of directors for the Middle Tennessee YMCA and Joe C. Davis Camp Widjiwagan and is currently on the board of the Nashville Sports Council. He is a 1979 graduate of St. Bonaventure University with a B.A. in mass communications and a 2000 graduate of Leadership Music.

Helper and his wife, Kim, reside in Franklin and have two daughters - Renee and Abigail.



BEN BOSSE VICE PRESIDENT OF EVENT SERVICES & TECHNICAL OPERATIONS

Ben Bosse is entering his second season as Vice President of Event Services and Technical Operations for the Nashville Predators and Bridgestone Arena. Bosse is responsible for overseeing the Event Services, Technical Operations, Information Technology and Game Presentation departments.

Prior to the 2018-19 season, Bosse oversaw Bridgestone Arena's \$15 million audiovisual system renovation. Completed in two phases, this project featured the addition of LED ribbon boards, sound system upgrades and the installation of a new scoreboard, "FangVision." Throughout the process, which resulted in one of the most advanced audiovisual systems in the NHL, Bosse's primary focus was to ensure that every fan has an incredible experience at each Bridgestone Arena event.

Bosse is most proud of and grateful for all of SMASHVILLE, the Loyal Legion and 7th Man for creating an amazingly unique bond with the Preds. Without their support, we would not have been recognized as Arena of the Year by Pollstar magazine, IEBA, CMA and ACM. Our fan support solidified our spot as a Top Workplace by the *Tennessean* and as the No. 1 Professional sports franchise

by ESPN, and without their tireless dedication to this franchise and passion for all we aim to achieve, we would not be the organization we are to today. Bosse is proud to serve these incredible fans alongside our core leadership group to continue reaching our organization's ONE GOAL.

Bosse started with the organization in 2010 as an intern in the marketing department. Upon obtaining his master's degree from Belmont University, he joined the organization as a full-time employee in 2011. Throughout his time in Smashville, he has served as Event Coordinator, Director of Event Services and Senior Director of Event Services and Technical Operations before assuming his current role.

In 2016, Bosse was recognized as a recipient of the International Association of Venue Managers' "30 Under 30" award. He also received the 2020 VenuesNow "Generation Next" Award for his leadership and achievement in the venue management field.

Bosse resides in West Nashville and has two children, Price and Charlie.



MANAGEMENT



JACK BURK VICE PRESIDENT OF CORPORATE DEVELOPMENT

Jack Burk joined the Nashville Predators in the spring of 2008. Entering his 13th season with the team, Burk is the current Vice President of Corporate Partnerships, overseeing all partnerships sales and service initiatives for the Predators, Bridgestone Arena and Ford Ice Centers. Burk is member of the Nashville Predators Foundation empowered by SmileDirectClub Board of Directors and serves as President of the Nashville Jr. Predators youth hockey organization.

Burk is most proud of and grateful for all of Smashville, the Loyal Legion and 7th Man for creating an amazingly unique bond with the Preds. Without their support, we would not have been recognized as 2017 Arena of the Year by Pollstar magazine, IEBA, CMA and ACM. Our fan support solidified our spot as a 2017 Top Workplace by the *Tennessean* and as the No. 1 professional sports franchise by ESPN, and without their tireless dedication to this franchise and passion for all we aim to achieve, we would not be the organization we

are today. Burk is proud to serve these incredible fans alongside our core leadership group to continue reaching our organization's ONE GOAL.

Burk attended Denison University in Granville, Ohio, where he earned a Liberal Arts degree in English Literature. Upon graduation, Burk began his career as an executive recruiter for Chicago-based executive search firm, Reilly Partners. After going on to perform executive search work for the NHLPA, Burk made a career transition into the sport and entertainment industry. Burk started with the Predators in the ticket sales department in 2008 and moved into the corporate partnerships department two years later. Following a series of ascending corporate partnerships roles, Burk was promoted to his current role of Vice President in March of 2020.

Burk is a proud resident of Nashville, where he lives with his wife, Lindsay, and their two beautiful children, Brody and Blake.



DANNY BUTLER VICE PRESIDENT & GENERAL MANAGER OF FORD ICE CENTERS

Danny Butler is entering his 10th season with the Nashville Predators and his second as Vice President and General Manager of the Ford Ice Centers. Butler is responsible for all aspects of Ford Ice Center Antioch and Bellevue, from on-ice activities to facility operations. Butler oversaw the opening of Ford Ice Center Antioch in 2014 and all phases of design and construction of the newest ice rink, Ford Ice Center Bellevue, in 2019. Butler's background is in event management with a focus in facility operations.

Butler is most proud of and grateful for all of Smashville, the Loyal Legion and 7th Man for creating an amazingly unique bond with the Preds. Without their support, we would not have been recognized as 2017 Arena of the Year by Pollstar magazine, IEBA, CMA and ACM. Our fan support solidified our spot as a 2017 Top Workplace by the *Tennessean* and as the No. 1 professional sports franchise by ESPN, and without their tireless dedication to this franchise and passion for all we aim to achieve, we would not be the organization we are today. Butler is proud to serve these incredible fans alongside our core leadership group to continue reaching our organization's ONE GOAL.

The Ford Ice Centers have hosted more than one million visitors annually at each building. Through outstanding partnerships with the Nashville Jr. Predators, GNASH (Nashville high school hockey), CCM World Invite, Gretzky

Hockey School and many other events, the Ford Ice Centers continue to be two of the busiest ice rinks in the United States. Butler oversaw the design and implementation of all on-ice programming in the facilities, including one of the Top 5 largest learn-to-skate programs in the country, an adult hockey league that has more than 1,600 active members, Predators youth hockey system (that has grown youth hockey in Tennessee by over 35 percent), Nashville JV Hockey and countless other programs that further the expansion of hockey and skating in Middle Tennessee.

Butler's career in sports started early, spending a lot of time as a child with his father, who worked in multiple sports facilities all over the United States. In the summer, you would often see Butler right behind his father as he showed him the ropes of this fast-paced environment. Butler interned with the Tampa Bay Rays 10 years after his father helped open Tropicana Field. Following the internship, Butler was hired by the Tampa Bay Lightning, spending three seasons there before moving to Nashville. In 2011, Butler was hired by the Predators as an Event Coordinator, serving in that role for three years before becoming the General Manager of Ford Ice Center.

Butler is a graduate of Belmont Abbey College. He is married to his wife, Amy, and has three children - Blake, Everett and Collins. Butler was born in New York and currently resides in Nolensville.



MANAGEMENT



DAVID CHADWELL VICE PRESIDENT OF EVENT OPERATIONS

David Chadwell is the current Vice President of Event Operations for the Nashville Predators and Bridgestone Arena, a role he assumed in August 2012.

A well-rounded executive with experience in front and back of house operations including crowd control, event medical, event services, food and beverage, parking, public safety, quality assurance, space planning and ticket operations, Chadwell is responsible for the experience of every guest entering Bridgestone Arena. Chadwell was instrumental in designing and developing the Lexus Lounge, a state-of-the-art, 500-person capacity event-level lounge with annual revenues of more than \$5 million. Chadwell joined Bridgestone Arena and the Nashville Predators full-time in 2003 as a Box Office Event Manager, advanced to Assistant Director of Ticketing in 2004 and to Director of Ticket Operations in 2005.

Chadwell is most proud of and grateful for all of SMASHVILLE, the Loyal Legion and 7th Man for creating an amazingly unique bond with the Preds. Without their support, we would not have been recognized as Arena of the Year by Pollstar magazine, IEBA, CMA and ACM. Our fan support solidified our spot as a

Top Workplace by the *Tennessean* and as the No. 1 professional sports franchise by ESPN, and without their tireless dedication to this franchise and passion for all we aim to achieve, we would not be the organization we are today. Chadwell is proud to serve these incredible fans alongside our core leadership group to continue reaching our organization's ONE GOAL.

Before coming to Bridgestone Arena, the Nashville native worked at Starwood Amphitheatre and Creative Artist Agency. He also spent time on tour with the legendary B.B. King. A Middle Tennessee State University alumnus, Chadwell has a bachelor's degree in mass communication with an emphasis in music business. During his tenure with Bridgestone Arena, Chadwell has received three awards for leadership, as voted on by his peers. He has been a member of the International Ticketing Association (INTIX) since 2005 and International Association of Venue Managers (IAVM) since 2012.

Chadwell and his wife, Scarlett, reside in Mt. Juliet, love to travel and have two sons, Tyson and Maddox, and a daughter, Berkley.



KYLE CLAYTON VICE PRESIDENT OF OPERATIONS

Kyle Clayton is entering his fourth season as the Vice President of Operations for the Nashville Predators and Bridgestone Arena. Clayton is responsible for ensuring Bridgestone Arena remains dedicated to the fan experience by implementing fan feedback seasonally through building upgrades. Each offseason, Bridgestone Arena focuses their renovation plans on enhancing areas for every person that enters the building. Clayton's background in accounting and budget management has enabled the organization to maximize each project's potential. His team's experience provides flexibility that allows many projects to be completed in extremely short offseasons while maintaining a busy concert schedule that consistently ranks in the Top 10 in the U.S. Clayton is also responsible for managing the Predators relationship with the Metro Sports Authority and handling other governmental affairs.

Clayton is most proud of and grateful for all of Smashville, the Loyal Legion and 7th Man for creating an amazingly unique bond with the Preds. Without their support, we would not have been recognized as 2017 Arena of the Year

by Pollstar magazine, IEBA, CMA and ACM. Our fan support solidified our spot as a 2017 Top Workplace by the *Tennessean* and as the No. 1 professional sports franchise by ESPN, and without their tireless dedication to this franchise and passion for all we aim to achieve, we would not be the organization we are today. Clayton is proud to serve these incredible fans alongside our core leadership group to continue reaching our organization's ONE GOAL.

Clayton started with the organization in 2007 as an intern in the accounting department. Upon graduating from Tennessee Tech, he started full-time in April 2008. Throughout his time in Smashville, he has served as Staff Accountant, Senior Accountant, Assistant Director of Finance, Director of Financial Reporting, Senior Director of Operations and now Vice President of Operations. Clayton is honored to work for his hometown team that is ranked as the number one franchise in all of sports.

Clayton, a Middle Tennessee native, resides in Thompson's Station with his wife, Amanda, and children, Jackson, Noah and Charleston.



MANAGEMENT



TIM FRIEDENBERGER VICE PRESIDENT OF FACILITY OPERATIONS

Tim Friedenberger is in his eighth season serving as the Vice President of Facility Operations for the Nashville Predators and Bridgestone Arena.

Friedenberger is most proud of and grateful for all of SMASHVILLE, the Loyal Legion and 7th Man for creating an amazingly unique bond with the Preds. Without their support, we would not have been recognized as Arena of the Year by Pollstar magazine, IEBA, CMA and ACM. Our fan support solidified our spot as a Top Workplace by the *Tennessean* and as the No. 1 professional sports franchise by ESPN, and without their tireless dedication to this franchise and passion for all we aim to achieve, we would not be the organization we are today. Friedenberger is proud to serve these incredible fans alongside our core leadership group to continue reaching our organization's ONE GOAL.

Friedenberger began his career in sports and entertainment with the Tampa Bay Lightning in 1992. During his tenure, he served as the lead Ice Technician, Director of Operations, and Vice President of Facility Operations.

He got his first taste of the entertainment industry while touring around the country with various types of productions, and cut his teeth on the business of ice as a project manager installing ice rinks throughout the United States, Europe and Asia. Friedenberger's passion and dedication to ice and hockey has earned him the respect of his peers throughout the NHL.

Friedenberger and his wife, Ginger, reside in Nolensville and have three sons who all love hockey and Tennessee.



BRITT KINCHELOE VICE PRESIDENT OF GUEST SERVICES

Britt Kincheloe first joined the staff of the then called 'Nashville Arena' prior to its grand opening in December 1996. During her 24 years on staff, Kincheloe has worked at the switchboard, in the box office, in marketing and in group sales before joining the premium seats department. She has also led the corporate partnership and season-ticket service departments and currently leads the guest services team for all events at Bridgestone Arena.

Kincheloe is most proud of and grateful for all of SMASHVILLE, the Loyal Legion and 7th Man for creating an amazingly unique bond with the Preds. Without their

support, we would not have been recognized as Arena of the Year by Pollstar magazine, IEBA, CMA and ACM. Our fan support solidified our spot as a Top Workplace by the *Tennessean* and as the No. 1 professional sports franchise by ESPN, and without their tireless dedication to this franchise and passion for all we aim to achieve, we would not be the organization we are today. Kincheloe is proud to serve these incredible fans alongside our core leadership group to continue reaching our organization's ONE GOAL.

A graduate of Vanderbilt University with a bachelor's degree in communication studies, Kincheloe is passionate about Mickey Fisher Memorial Scholarship initiatives and enjoys traveling and spending time with family.



REBECCA KING VICE PRESIDENT OF COMMUNITY RELATIONS

A 15-year veteran of the Nashville Predators' Community Relations department, Rebecca King currently holds the title of Vice President of Community Relations and serves as Executive Director of the Nashville Predators Foundation empowered by SmileDirectClub. Through the Predators Foundation,

King oversees all of the organization's community outreach, fundraising efforts and distribution of funding to local non-profits. She also supervises the Nashville Predators Foundation grant and SuperGrant programs, the 365 Pediatric Cancer Fund presented by Twice Daily, annual KaBOOM! playground builds and all player charitable initiatives.

King is most proud of and grateful for all of SMASHVILLE, the Loyal Legion and 7th Man for creating an amazingly unique bond with the Preds. Without their

support, we would not have been recognized as Arena of the Year by Pollstar magazine, IEBA, CMA and ACM. Our fan support solidified our spot as a Top Workplace by the *Tennessean* and as the No. 1 professional sports franchise by ESPN, and without their tireless dedication to this franchise and passion for all we aim to achieve, we would not be the organization we are today. King is proud to serve these incredible fans alongside our core leadership group to continue reaching our organization's ONE GOAL.

Prior to working for the Nashville Predators, King worked in community relations for the NBA's Golden State Warriors for five seasons. A graduate of University of North Carolina at Chapel Hill with a bachelor's degree in psychology, King resides in Nashville with her husband Eric, daughters Elliott and Taylor, son Beckett, three rescue dogs Ernie, Abby and Lucy and two rescue kittens, Piper and Smokey. She enjoys traveling, trail running, biking and hiking.



HOCKEY OPERATIONS



BRIAN POILE

ASSISTANT GENERAL MANAGER & DIRECTOR OF HOCKEY OPERATIONS

Brian Poile enters his 11th season with the Nashville Predators as the Director of Hockey Operations and his third as Assistant General Manager in 2020-21.

In his role, Poile assists in all facets of the daily management of the hockey department, fiscal and strategic planning, player and staff personnel decisions, pro scouting, player contract negotiation and arbitration. Poile oversees the teams' top minor affiliation agreements with the AHL's Milwaukee Admirals, and ECHL's Florida Everblades. Poile also serves as the team's Alternate Governor for the Milwaukee Admirals and is on the AHL's Player Development Committee. Poile is the conciliator for hockey operations and the organization's leadership team, finance, legal, corporate partnerships, marketing, communications, community relations, broadcast, human relations, hockey facilities and Bridgestone Arena ventures. He also carries out his responsibilities as the team's Director of Hockey Operations, which include managing the club's roster, player payroll, budget, salary cap, the team's statistical and competitive analysis departments, the training, medical and equipment staffs, NHL CR administration, NHL CBA compliance and the department's day-to-day business operations.

During his tenure, Poile has been a part of every playoff series win in team history including Anaheim (2011), Detroit (2012), Anaheim (2016), Chicago, St. Louis and Anaheim (2017), and Colorado (2018). Most recently, Poile helped oversee the two most successful regular seasons in franchise history, which included a Presidents' Trophy (2017-18) and back-to-back Central Division titles (2017-18 and 2018-19). Also, in his time with the Predators management team,

David Poile has been nominated for General Manager of the Year three times and won the award in 2017.

Poile began his career with the NHL's Dallas Stars under the leadership of Bob Gainey and Doug Armstrong as the Stars' Director of Team Services and then spent three seasons as the Stars' Director of Hockey Operations for their American Hockey League affiliate, the Utah Grizzlies, in Salt Lake City. In his role in Utah, Poile managed the Grizzlies hockey department, club roster, budget, player contracts, team travel, schedules, training camps, AHL/ECHL/CHL scouting and team and AHL administration. He also served as an AHL Alternate Team Governor, managed the Grizzlies affiliation agreements with the Dallas Stars (NHL), Montreal Canadiens (NHL), Florida Panthers (NHL), Lexington Men-o-War (ECHL), New Mexico Scorpions (CHL) and Idaho Steelheads (ECHL) as well as the administration and compliance for the AHL and Professional Hockey Players Association Collective Bargaining Agreement.

Hockey roots run deep in the Poile family. He is the son of Predators' President of Hockey Operations/General Manager David Poile, and grandson of Hockey Hall of Fame Inductee, 1947 Stanley Cup winner, Norman "Bud" Poile. Poile earned his bachelor's degree in communications at Boston College.

Poile his wife, Valerie, son Wyatt and dogs Wiley and Dexter reside in Nashville. The Poiles are members of the Nashville community and support many health and fitness groups, animal rescues, Best Buddies Tennessee, Peterson Foundation for Parkinson's and the Nashville Predators Foundation.



JEFF KEALTY

ASSISTANT GENERAL MANAGER & DIRECTOR OF SCOUTING

Jeff Kealty enters his 20th season with the Nashville Predators organization and third as the team's Assistant General Manager and Director of Scouting in 2020-21, overseeing Nashville's professional and amateur scouting efforts.

Before being promoted to Director of Player Personnel on Dec. 1, 2017, Kealty spent 11 seasons as Nashville's Chief Amateur Scout; his scouting played an integral role in the acquisitions of Filip Forsberg, Ryan Johansen and Calle Jarnkrok. With his experience in amateur scouting all over the world and development of prospects within the Predators system, 10 players who were drafted by the Predators during his tenure are on the team's current roster, including Roman Josi, Ryan Ellis, Mattias Ekholm, Viktor Arvidsson, Colton Sissons, Dante Fabbro and Jusee Saros. The Predators have reached the Stanley Cup Final (2017), won the Presidents' Trophy (2018) and qualified for the playoffs in each of the last six seasons with Kealty overseeing the team's scouting.

The Boston native has overseen Nashville's past 13 drafts, helping to bolster the club's depth across the board, selecting 51 forwards, 32 defensemen and 13 goalies since his first year running Nashville's draft table in 2008.

Nashville continued to reap the benefits of Kealty and his staff's astute drafting over the past few seasons. Dante Fabbro, Nashville's 2016 first-round pick, skated in 64 games during his first full NHL season in 2019-20, logging consistent top-four minutes as a 22-year-old defenseman. Jusee Saros, another

Kealty draft choice (2013 fourth-round pick), played in a career-high 40 games last season and further solidified himself as a full-time NHL goaltender, while prospects Alexandre Carrier (2015 fourth-round pick) and Eeli Tolvanen (2017 first-round pick) made their League debuts in 2016-17 and 2017-18, respectively. Forsberg - who has led the team in points five of the last six seasons and has tallied six 20-goal campaigns - was ranked third by Nashville's scouting staff for the 2012 NHL Draft, an integral component in his acquisition from Washington. Additionally, the blockbuster trade for Johansen was made possible by the scouting staff's knack for selecting world-class defensemen.

Other homegrown selections selected early in the Kealty era such as Josi, Ekholm, Ellis and Arvidsson have developed into core pieces of the Predators' roster. Looking down the entire organizational depth chart, Nashville is bullish on the future of Fabbro, Tolvanen, Rem Pitlick and its two most recent first-round picks, goaltender Iaroslav Askarov (11th overall in 2020) and forward Philip Tomasino (24th overall in 2019), amongst others in a deep crop of talent.

A first-round pick (22nd overall) of the Quebec Nordiques in 1994, Kealty was signed by Nashville as a free agent in 1998 following a four-year college career at Boston University. The former defenseman played one pro season for the Milwaukee Admirals (International Hockey League) before his playing career was cut short due to injury.

Kealty and his wife, Lynn, reside in Norfolk, Mass., and have three kids - twins James and Lydia and their youngest daughter, Hannah.



HOCKEY OPERATIONS



SCOTT NICHOL

MILWAUKEE ADMIRALS GENERAL MANAGER/DIRECTOR OF PLAYER DEVELOPMENT

Scott Nichol enters his third season as General Manager of the Milwaukee Admirals and eighth as the Predators Director of Player Development in 2020-21. Nichol will manage the Predators' primary development affiliate, the American Hockey League's Milwaukee Admirals, in addition to his current role as Director of Player Development. During Nichol's seven seasons of guidance in his player development role, he has helped players such as Filip Forsberg, Viktor Arvidsson and Colton Sissons secure full-time spots in the NHL and lead the Predators to the postseason in each of their last six campaigns.

Last season, Nichol engineered a Milwaukee club that went 41-14-5-3 (90 points) and won the Macgregor Kilpatrick Trophy as AHL regular-season champions. The Admirals had the AHL's best defense, allowing just 2.24 goals per game, and the team's offense ranked seventh in scoring (3.35), equating to a +1.11 goals-per-game differential, the third highest in the League's last decade. A testament to Nichol's proven track record of developing NHL talent, eight players who skated for Milwaukee in 2019-20 also competed in an NHL game for the Predators.

Nichol hung up the skates and rejoined the Predators organization in May 2013 after completing a 20-season professional career that spanned from 1994-95

to 2012-13. The Edmonton, Alta., native played four seasons with the Preds from 2005-09, posting 47 points (24g-23a) in 209 games. A veteran of 662 career NHL contests, Nichol tallied 127 points (56g-71a) and 916 penalty minutes with Buffalo, Calgary, Chicago, Nashville, San Jose and St. Louis and scored a career-best 10 goals in 2007-08 with the Preds. Nichol also compiled 211 points (90g-121a) and 1,029 penalty minutes in 398 games at the American and International Hockey League level with Rochester, Detroit and Milwaukee. He helped the San Jose Sharks advance to back-to-back Western Conference Finals in 2010 and 2011 and won the AHL's Calder Cup as a member of the Rochester Americans in 1996.

Perennially one of the NHL's top face-off men, Nichol, led the League in face-off efficiency in 2007-08 with Nashville and during the 2009-10 season with San Jose. He also holds a Nashville franchise record for shorthanded goals in a game and period with two in the second period of a 5-2 victory at St. Louis on Jan. 19, 2008.

Nichol and his wife, Christie, reside in Nashville and have three kids - sons Hayden and Foster and daughter Sophia. Hayden and Foster play hockey for the Nashville Jr. Preds; Sophia plays lacrosse for Woodland Lax and No Excuse Lax.



SEBASTIEN BORDELEAU

FORWARD DEVELOPMENT COACH

Sebastien Bordeleau enters his second season with the Nashville Predators organization as the Forward Development Coach in 2020-21. In his role, he assists Director of Player Development/Milwaukee Admirals GM Scott Nichol in following and evaluating forward prospects drafted and signed by Nashville, helping them with their maturation process into NHL players by focusing on nutrition, off-ice workouts and conditioning, practice habits and game performance.

Bordeleau returns to the Predators organization after spending three seasons with the team as a forward from 1998-01. He tallied 68 points (28g-40a) in 146 games with Nashville, including 40 (16g-24a) during the franchise's inaugural campaign in 1998-99. A seven-year NHL veteran, the Vancouver, B.C., native

posted 98 points (37g-61a) in 251 games with Nashville, Montreal, Minnesota and Phoenix from 1996-02. He played the final 10 seasons (156g-227a) of his professional career in Switzerland, competing for Bern and Biel-Bienne, winning the league championship in 2004 with Bern.

He served as a skills coach for the Montreal Canadiens' AHL team from 2013-18 and since 2014 has also served as a skills and skating coach for the Canadian Women's National Hockey Team.

Bordeleau and his wife, Chantal, reside in Terrebonne, Que., and have two kids - son Thomas, a freshman on the University of Michigan hockey team, and daughter, Jade, who is in 10th grade and plays soccer.



DAVE ROOK

GOALTENDING DEVELOPMENT COACH

Dave Rook enters his seventh season with the Nashville Predators organization and second as Goaltending Development Coach in 2020-21. In his role, he assists Director of Player Development/Milwaukee Admirals GM Scott Nichol in following and evaluating goaltending prospects drafted and signed by Nashville, helping them with their maturation process into NHL players by focusing on nutrition, off-ice workouts and conditioning, practice habits and game performance.

Rook spent his first five seasons with the Predators serving as a goaltending consultant. A coach in junior and professional hockey for more than 20 years, Rook has extensive experience helping goaltenders be successful at the NHL and AHL levels, including goalies Jussi Saros and Connor Ingram. Under Rook's guidance, Saros has developed into a full-time NHL goaltender for Nashville and was named to the 2017-18 All-Rookie Team. He also worked closely with

Ingram and Troy Grosenick during Milwaukee's 2019-20 AHL campaign, helping the duo earn the Harry "Hap" Holmes Award, which is presented to goaltenders (appearing in a minimum of 25 games) on the team with the lowest goals-against average at the end of the season.

In addition to his work with the Predators, he spent nine seasons as the goaltending coach for the OHL's London Knights, winning the Memorial Cup and OHL championship in 2005. Rook also has two additional years of NHL experience, working with the Columbus Blue Jackets as their goaltending coach from 2009-11, and coached professionally for one season in both Switzerland and Italy.

Rook and his wife, Krista, reside in London, Ont., and have two sons - Cameron and Tyler.



HOCKEY OPERATIONS



ROB SCUDERI DEFENSE DEVELOPMENT COACH

Rob Scuderi enters his second season with the Nashville Predators organization as the Defense Development Coach in 2020-21. In his role, he assists Director of Player Development/Milwaukee Admirals GM Scott Nichol in following and evaluating defensive prospects drafted and signed by Nashville, helping them with their maturation process into NHL players by focusing on nutrition, off-ice workouts and conditioning, practice habits and game performance.

In 2019-20, Scuderi spent the final 32 games (28 regular season, four postseason) of Nashville's season as an Interim Assistant Coach under Head Coach John Hynes, who was hired on Jan. 7, 2020. With Scuderi on the bench helping coach the defensemen, the Predators went 16-11-1 en route to earning a spot in the 2020 Stanley Cup Qualifiers. Scuderi returned to his role as Defense Development Coach following the conclusion of the 2019-20 season.

Scuderi retired in 2016 after spending 12 years in the NHL with the Pittsburgh Penguins, Los Angeles Kings and Chicago Blackhawks. He is a two-time Stanley Cup champion, claiming hockey's ultimate prize with Pittsburgh in 2009 and Los Angeles in 2012, and in his 738 career NHL games picked up 110 points (8g-102a) and 198 penalty minutes. The defenseman served as an alternate captain on Pittsburgh's Cup-winning squad and captained the AHL's Wilkes-Barre/Scranton Penguins during the 2004-05 season.

Scuderi, a Syosset, N.Y., native, played college hockey at Boston College from 1997-01, winning the NCAA title in 2001 and the Hockey East championship three times. During the 2018-19 season, he served as a development coach for the P.A.L. Junior Islanders, a junior hockey team located in Hauppauge, N.Y.

Scuderi and his wife, Courtney, reside in Garden City, N.Y., and have four kids - sons Ryan and Brett and daughters Kate and Claire.



TOM NOLAN CHIEF AMATEUR SCOUT

Tom Nolan enters his third season as the Predators' Chief Amateur Scout in 2020-21. Nolan, who formerly served as one of the team's North American scouts for 10 seasons beginning in 2008, was promoted to Chief Amateur Scout on June 21, 2018. In his role, Nolan helps Assistant General Manager/Director of Scouting Jeff Kealty oversee the organization's amateur scouting efforts all over the globe.

During his 12-year tenure with the organization, Nolan has had a hand in scouting many players who currently feature on the Predators roster. Nolan scouted Associate Captain Ryan Ellis, who has recorded 252 points (70g-182a) in 527 career NHL games with the Predators, as well as 2017-18 NHL All-Rookie Team goaltender Juuse Saros. Standouts Viktor Arvidsson and Colton Sissons

were both drafted to the Predators under Nolan's watch, and the Springfield, Mass., native also scouted 2017 first-rounder Eeli Tolvanen.

Nolan played two seasons of professional hockey in the East Coast Hockey League and International Hockey League from 1998-00. He recorded 48 goals and 96 points with the ECHL's Mobile Mysticks from 1998-00 and had stints with the IHL's Grand Rapids and Houston, in addition to one game with the American Hockey League's Springfield Falcons. Prior to turning pro, Nolan was a standout at the University of New Hampshire, compiling 164 points (66g-98a) in 135 games for the Catamounts from 1993-98.

Nolan and his wife, Shannon, reside in Hampton, N.H., and have two kids - son Ryan and daughter Reese.



SCOUTING STAFF



Martin Bakula
European Scout



Lucas Bergman
European Scout



Nick Beverley
Pro Scout



Rob Cowie
Pro Scout



Stan Drulia
Pro Scout



J-P Glaude
North American
Amateur Scout



Janne Kekalainen
European Scout




Matt Paton
Amateur Scout



Chris Pryor
North American
Amateur Scout



Glen Sanders
North American
Amateur Scout



Denis Tolpeko
European Scout



David Westby
North American
Amateur Scout





COACHING STAFF



JOHN HYNES HEAD COACH

John Hynes enters his first full season, and second overall, as head coach of the Nashville Predators in 2020-21 after gaining the job midway through the 2019-20 campaign. Known as an exceptional

leader and teacher who has a proven track record of effectively developing young players and motivating veterans, he was named the third head coach in Predators history on Jan. 7, 2020.

Last season, Hynes took over as head coach in January and led the Predators to a 16-11-1 regular-season record in the team's final 28 games, helping Nashville finish sixth in the Western Conference in point percentage (.565) and clinch a berth in the 2020 Stanley Cup Qualifiers. Under Hynes' leadership, Nashville finished the pandemic-shortened season with a 35-26-8 record and 78 points in 69 games, guiding the franchise to the postseason for the sixth consecutive campaign, the longest streak in team history and tied for the second-longest active streak in the NHL.

Hynes, who made his Predators coaching debut the same day he was hired against Boston at Bridgestone Arena, installed multiple system changes - including a switch to zone coverage in the defensive end - that paid dividends for the Predators, who allowed 2.86 goals-against per game under Hynes compared to their 3.27 mark in the first half of the season. In their 28 regular-season contests with Hynes, the Predators also improved statistically on the power play and penalty kill and saw multiple players prosper offensively, including 2020 Norris Trophy winner Roman Josi (2g-19a), Filip Forsberg (7g-13a) and Matt Duchene (4g-10a).

He earned his first victory as Predators coach on Jan. 9, 2020 at Chicago - notably the same game goaltender Pekka Rinne scored his first career NHL goal - and achieved considerable success against Nashville's Central Division opponents, going 7-2-1 head-to-head with the team's closest rivals. Hynes reached the postseason for the second time as an NHL head coach and won his first postseason game with the Predators in Game 2 of their Qualifying Round series against the Arizona Coyotes.

The 45-year-old has compiled a 166-170-46 record as an NHL head coach in five seasons spent with Nashville and the New Jersey Devils. He was named head coach of the Devils prior to the 2014-15 campaign and led them to a six-point improvement in his first season, finishing with 84 points compared to 78 the season before. Following a 2016-17 season that saw his team finish 28-40-14 (70 points), Hynes engineered a 27-point improvement in 2017-18, the largest in New Jersey history, and led the Devils to the playoffs for the first time since 2011-12.

During the 2017-18 campaign, Hynes' Devils finished with a 44-29-9 record (97 points) and featured Hart Trophy winner Taylor Hall, who tallied a career-high 93 points (39g-54a) in 76 games. He also oversaw the development of 2017's No. 1 overall pick Nico Hischier, helping him record a career-best 52 points

(20g-32a) - tied for the sixth-most among NHL rookies - in his first NHL season. For his efforts, Hynes earned the sixth-most votes for the Jack Adams Award as the NHL's top coach.

Multiple players across the League elevated their play under Hynes' watch in his tenure with the Devils. In addition to helping Hall to an MVP award and Hischier to a spot as one of the NHL's top young players, Hynes also assisted in the development of forward Kyle Palmieri, who established career highs in goals (30) and points (57) during his first season in New Jersey in 2015-16. Prior to his trade to Anaheim, forward Adam Henrique reached the 50-point mark under Hynes in 2015-16 and followed it up with a 20-goal, 40-point season the year after. Additionally, defenseman Adam Larsson posted a career-high 24 points (3g-21a) in 2014-15, Hynes' first season with the Devils; defenseman Sami Vatanen tallied 28 of his 32 points in 2017-18 under Hynes following a trade from Anaheim; and he helped develop current NHL regulars such as Damon Severson, Miles Wood, Will Butcher and Jesper Bratt.

Before joining the Devils organization, Hynes served as head coach of the AHL's Wilkes-Barre/Scranton Penguins for five seasons from 2010-15 and was an assistant coach with the club in 2009-10. Hynes led the Penguins to five consecutive Calder Cup Playoff berths, including back-to-back trips to the Eastern Conference Final in 2012-13 and 2013-14, and earned AHL Coach of the Year honors in 2011. Wilkes-Barre/Scranton allowed the fewest goals in the AHL in four of his five seasons at the helm and Hynes helped develop several players who are making an impact in the NHL today, such as Pittsburgh's Bryan Rust and Kasperii Kapanen.

In between assistant coaching positions at UMass-Lowell (2000-01) and the University of Wisconsin (2002-03), Hynes spent nine seasons on the coaching staff of USA Hockey's National Team Development Program, serving as an assistant from 1998-2000 and 2001-02 and as head coach from 2003-09. While with the NTDP, Hynes developed players like Patrick Kane, Jimmy Howard, Phil Kessel, Jimmy Hayes and Jason Zucker while also excelling on the world's stage, claiming four Under-18 World Championship medals - two of them gold (2002 and 2006). The native of Warwick, R.I., served as an assistant coach for the United States at the 2004 World Junior Championship, where the Americans won gold for the first time and earned their first medal in the event since 1997.

Hynes began his coaching career at his alma mater of Boston University as an assistant under longtime Terriers head coach Jack Parker in 1997-98. A forward on the Terriers hockey team from 1993-97, he helped lead BU to four consecutive Frozen Four appearances, including an NCAA title in 1995. He was teammates with Predators Assistant General Manager/Director of Scouting Jeff Kealty for three seasons while at Boston University.

Hynes and his wife, Sarah, reside in Brentwood and have three daughters - Sophia, Julia and Anna.

HYNES' PROFESSIONAL HEAD COACHING RECORD

SEASON	TEAM	REGULAR SEASON						PLAYOFFS			
		GP	W	L	OTL	PTS	%	GP	W	L	%
2010-11	Wilkes-Barre/Scranton Penguins (AHL)	80	58	21	1	117	.731	12	6	6	.500
2011-12	Wilkes-Barre/Scranton Penguins (AHL)	76	44	25	7	95	.625	12	6	6	.500
2012-13	Wilkes-Barre/Scranton Penguins (AHL)	76	42	30	4	88	.579	15	8	7	.533
2013-14	Wilkes-Barre/Scranton Penguins (AHL)	76	42	26	8	92	.605	17	9	8	.529
2014-15	Wilkes-Barre/Scranton Penguins (AHL)	76	45	24	7	97	.638	8	4	4	.500
2015-16	New Jersey Devils (NHL)	82	38	36	8	84	.512	--	--	--	--
2016-17	New Jersey Devils (NHL)	82	28	40	14	70	.427	--	--	--	--
2017-18	New Jersey Devils (NHL)	82	44	29	9	97	.591	5	1	4	.200
2018-19	New Jersey Devils (NHL)	82	31	41	10	72	.439	--	--	--	--
2019-20	New Jersey Devils (NHL)	26	9	13	4	22	.423	--	--	--	--
	Nashville Predators (NHL)	28	16	11	1	33	.589	4	1	3	.250
NHL TOTALS		382	166	170	46	378	.495	9	2	7	.222



COACHING STAFF



DAN LAMBERT ASSISTANT COACH

Dan Lambert enters his second season with the Nashville Predators organization as an assistant coach in 2020-21. Lambert's responsibilities include running the team's power play and consulting on its forward group.

In Lambert's first season on the Predators bench in 2019-20, the team's power play improved by nearly five percent, and its success continued into the 2020 Stanley Cup Qualifiers as Nashville operated at a 28.6 percent clip (4-for-14), tied for the second-highest mark among the 24 teams who qualified. On the road, Nashville finished with the League's 12th-best power play, converting on 20.2 percent of its opportunities. Lambert's impact was also felt in the offensive zone, as the Preds netted 3.07 goals per game compared to its 2018-19 average of 2.88.

Prior to joining the Predators, Lambert spent two seasons as head coach of the Western Hockey League's Spokane Chiefs. In 2018-19, he led the Chiefs to a 40-21-2-5 record en route to the WHL's Western Conference Final, the team's longest playoff run since 2011. Lambert amassed an 81-46-5-8 record during his two seasons in Spokane and his teams ranked among the best offensively in the WHL, finishing third in 2018-19 and sixth in 2017-18 in goals scored. Under Lambert's guidance, Spokane's power play led the WHL in 2018-19, operating at 29.1 percent (81-for-278), the second-highest across the entire CHL.

Lambert brings previous NHL coaching experience to the Predators bench, having served one season as an assistant coach for the Buffalo Sabres in 2015-16. Following his time in Buffalo, he spent the 2016-17 campaign as head coach of the AHL's Rochester Americans, where he helped nine players establish AHL career highs in points. Before his stops in Buffalo and Rochester, Lambert spent six seasons with the WHL's Kelowna Rockets, serving five as an assistant (2009-


14) and one as head coach (2014-15). During his lone season at the helm of the Rockets, he led the team to the Ed Chynoweth Cup as WHL champions and a spot in the Memorial Cup, where they fell in the championship game to the OHL's Oshawa Generals. He coached Preds forward Colton Sissons in Kelowna from 2010-13, helping him set career highs in goals in each of his three seasons. While head coach of the Rockets, he also aided the development of 2020 Hart Trophy and Art Ross winner Leon Draisaitl of the Edmonton Oilers, who tallied 53 points (19g-34a) in 32 games during his final junior season.

Internationally, the Saint Boniface, Man., native coached Preds defenseman Dante Fabbro and Team Canada Red to a silver medal at the 2014 World Under-17 Hockey Challenge.

As a player, the 5-foot-9 defenseman enjoyed a professional career that spanned 19 seasons from 1990-2009. Selected in the sixth round (106th overall) by the Quebec Nordiques in the 1989 NHL Draft, Lambert appeared in 29 NHL contests, tallying six goals and 15 points. He had stints in the AHL, IHL and Finland before closing out his playing career in Germany, spending 10 seasons in the country's first division with four different squads. He won the Spengler Cup with Cologne in 1999 and the German league championship with Krefeld in 2003.

Before making his NHL debut in 1990 with Quebec, Lambert played four seasons for the WHL's Swift Current Broncos, captaining the team in his final two campaigns and leading them to the 1989 Memorial Cup. He tallied 102 points (25g-77a) in 57 games with Swift Current in 1988-89, and in addition to being named Memorial Cup MVP, was selected as the WHL's top defenseman. He left the Broncos as the franchise's all-time leader in assists with 244.

Lambert and his wife, Melanie, have three daughters - Melissa, Julia and Brooke.



DAN HINOTE ASSISTANT COACH

Dan Hinote enters his first season with the Nashville Predators organization as an assistant coach in 2020-21. A Stanley Cup champion as a player with the Colorado Avalanche in 2001, Hinote is known to form strong relationships with his players and has many connections to current and former Predators players and staff members. He coached forward Ryan Johansen while with the Columbus Blue Jackets, was teammates with former Preds forwards and Hockey Hall of Famers Paul Kariya and Peter Forsberg in Colorado, and played alongside current Nashville Director of Player Development Scott Nichol and TV Analyst Chris Mason with the St. Louis Blues.

Prior to joining the Predators, Hinote spent the previous two seasons as an associate coach for USA Hockey's National Team Development Program, most recently working with the Under-17 squad during the 2019-20 campaign. The Under-17 team captured three medals in international play in 2019-20, winning gold at the Four Nations tournament in December and earning silver at both the World Under-17 Hockey Challenge and the Five Nations tournament.

Hinote worked with the Under-18 team during his first season with the NTPD in 2018-19, winning gold at the 2019 Under-18 Five Nations tournament and earning a bronze medal at the 2019 Under-18 World Championship. He also aided the development of the 17 players selected directly from the NTPD in the 2019 NHL Draft - eight of which came in the first round - including first-overall pick Jack Hughes, Alex Turcotte (fifth overall) and Trevor Zegras (ninth overall).

He brings previous NHL coaching experience to the Predators bench, having spent eight seasons with the Blue Jackets organization - the first four as an assistant coach (2010-14) and the final four as a pro scout (2014-18). In his final season in Columbus, he helped the Blue Jackets post a 38-point improvement from the previous season and reach the playoffs for the first time since 2008-09 on the strength of a 43-32-7 record (93 points).

Known as a tenacious competitor and strong penalty killer, the Leesburg, Fla., native played nine NHL seasons with the Avalanche and Blues from 1999-2009, tallying 90 points (38g-52a) and 383 penalty minutes in 503 career games. During Colorado's Stanley Cup-winning campaign in 2000-01, the 6-foot, 187-pound right wing posted a career-high 15 points and 10 assists during the regular season and chipped in with six points (2g-4a) in 23 postseason contests. Selected by the Avalanche in the seventh round (167th overall) of the 1996 NHL Draft, Hinote competed in 72 career Stanley Cup Playoff games, recording 15 points (6g-9a).

Hinote also suited up for MODO of the Swedish Hockey League in both 2004-05 and 2009-10 and played parts of three seasons with the AHL's Hershey Bears from 1998-00. Before turning pro, he skated two seasons with the OHL's Oshawa Generals and attended Army West Point (U.S. Military Academy), where he became the first player in program history to be drafted to the NHL.



COACHING STAFF



TODD RICHARDS ASSISTANT COACH

Todd Richards enters his first season with the Nashville Predators as an assistant coach in 2020-21. A veteran of 12 NHL seasons behind the bench and a 2020 Stanley Cup champion as an assistant with the

Tampa Bay Lightning, Richards is known for his work ethic, teaching ability and communication skills.

During his four-season tenure with the Lightning, he helped lead Tampa Bay to a league-best 201 victories in that span, the 2018-19 Presidents' Trophy and two Atlantic Division titles in addition to the Cup. Prior to joining the Lightning, Richards spent five seasons as head coach of the Columbus Blue Jackets and went 127-112-21 for a .529 point percentage, the second-highest in team history among those with at least one full season behind the bench. Richards led the Blue Jackets to back-to-back 40-win seasons in 2013-14 and 2014-15 and became the first head coach in Columbus history to record three consecutive winning campaigns.

His NHL head coaching career began with the Minnesota Wild, where he went 77-71-16 and led the club to two straight winning seasons from 2009-11. Richards earned his first opportunity to coach in the NHL in 2008-09 as an assistant for San Jose and helped the Sharks win the Presidents' Trophy with a 53-18-11 record.

Richards has previous ties to the Predators organization. He received his professional coaching start with the AHL's Milwaukee Admirals - Nashville's primary affiliate - as an assistant from 2002-06, winning the 2004 Calder Cup and helping guide Milwaukee to a winning record in all four seasons,

including two Western Conference titles. He aided in the development of current Predators goaltender Pekka Rinne and many other longtime stalwarts of Nashville's NHL roster, such as Shea Weber, Dan Hamhuis, Jordin Tootoo, Martin Erat and Scottie Upshall. Following the 2005-06 season, Richards moved on to become the head coach of the AHL's Wilkes-Barre/Scranton Penguins, where he posted a 98-49-5-8 record and took his team to the 2008 Calder Cup Final.

The Robbinsdale, Minn., native has represented the United States as a coach on the international level four times, most recently as an assistant coach for the Americans' 2016 World Championship entry. He also earned a bronze medal as head coach of the U.S. in the 2015 World Championship, served as an assistant coach at the 2014 Winter Olympics and as an assistant at the Worlds in 2010.

As a player, the right-shot defenseman enjoyed a 13-season professional career that featured eight NHL appearances with the Hartford Whalers in the 1990-91 and 1991-92 campaigns. Originally drafted by the Montreal Canadiens in the second round (33rd overall) of the 1985 NHL Draft, Richards suited up for more than 850 professional games, the bulk of which came in the International Hockey League with Las Vegas and Orlando. He began his pro career in 1989-90 with Montreal's AHL affiliate in Sherbrooke and closed it out during the 2001-02 season with Geneva of the Swiss league. Before turning pro, Richards played four seasons at the University of Minnesota, captaining the Golden Gophers as a senior in 1988-89 and leaving as the school's all-time leader in points by a blueliner with 158 (30g-128a).



LAWRENCE FELONEY ASSISTANT COACH - VIDEO

Lawrence Feloney enters his 11th season with the Nashville Predators organization and third as Assistant Coach - Video in 2020-21 after spending five seasons as video coach. He previously served as video coordinator from 2010-13. He is responsible for video analysis of all pre-scout and Predators game film and manages the organization's video systems.

In 2014, Feloney received the opportunity to represent his country for the first time, serving as video coach for the U.S. Men's National Team at the IIHF World Championship in Minsk, Belarus. During the tournament, Feloney handled all

aspects of the team's video preparation, scouting and film review.

Prior to joining the Predators, Feloney spent four seasons as the video coordinator for the New Jersey Devils top developmental affiliate, the American Hockey League's Lowell Devils from 2006-10.

The Natick, Mass., native started his work in video while serving as team manager and video coordinator for the University of Massachusetts Amherst men's hockey team from 2003-05. Feloney graduated from UMass Amherst with a bachelor's degree in sports management in 2005.

VIDEO STAFF



Andrew Meloche
Video Coordinator



Nick Lubrano
Amateur Scouting
Video Coordinator



COACHING STAFF



BEN VANDERKLOK GOALTENDING COACH

Ben Vanderklok enters his seventh season as the Nashville Predators goaltending coach in 2020-21. In his position, Vanderklok works with all the goaltenders in the Nashville system, including those playing in Milwaukee (AHL), amateur leagues and Europe.

During Vanderklok's six seasons with the Predators, he has helped the team's goaltenders reach new heights. Since the 2014-15 campaign, Nashville goaltenders have recorded the second-most shutouts in the NHL (40), tied for the second-best save percentage (.916) and the fourth-best goals-against average (2.49). Pekka Rinne has flourished under Vanderklok's watch, winning his first career Vezina Trophy in 2018 as the NHL's top goaltender and has been named to the NHL All-Star Game four times (2015, 2016, 2018 and 2019).

During the 2019-20 season, his sixth working alongside Vanderklok, Rinne continued to entrench himself in the League's record books by moving into 20th on the NHL's all-time wins list (359) and tied for 20th in shutouts (58). Rinne's teammate, Juuse Saros, also enjoyed success during the 2019-20 campaign, with Vanderklok helping lead the 25-year-old goaltender to career highs in games (40), starts (34) and shutouts (4) while also winning 17 games, matching his career-best mark. Additionally, Saros was one of the NHL's best goalies from Jan. 12 to the end of the regular season, posting a .935 save percentage – tied for the League's third-best – in 19 games. That stretch also included back-to-back shutouts against the Dallas Stars and a shutout streak of 18:07, the second-longest in Predators history.

Vanderklok has been alongside Rinne for several milestones in the Kempele, Finland, native's historic career. In 2018-19, Rinne again hit the 30-win mark, becoming one of eight goaltenders in NHL history to do so in at least eight different seasons. Earlier in the season, he won his 320th career game, passing Miikka Kiprusoff to become the winningest Finnish-born goaltender in NHL history; Rinne has now also played in more games (659) and recorded more shutouts (58) than any other goalie from his native Finland in League history. He became the first player in Predators history to win an individual, performance-based NHL Award in 2018 by claiming the Vezina Trophy after finishing first in save percentage (.927), even-strength save percentage (.938) and goals-against average (2.31) and third in wins (42) among goalies who played in at least 50 games. Vanderklok also helped Saros be named to the NHL's All-Rookie Team in 2017-18 after he recorded a .925 save percentage – the third-highest in a single-season in team history – and an 11-5-7 record as a 23-year-old. During the 2016-17 season, Rinne was the NHL's First Star of the Month in November, making him the first Predators player in team history to accomplish the feat.

Later that season, Rinne backstopped Nashville to the Stanley Cup Final for the first time in franchise history, reaching Game 6 against the Pittsburgh Penguins. In 2014-15, his first season working full-time with Vanderklok, Rinne tied for second among all NHL goaltenders in wins (41), was third in goals-against average (2.18) and tied for seventh in save percentage (.923), which earned Rinne one of his four career Vezina nominations (2011, 2012, 2015, 2018). As a result of being a part of the coaching staff of the team with the best point percentage at the midpoint of the 2014-15 season, Vanderklok also represented the Predators at the 2015 All-Star Game.

Prior to his current role, Vanderklok served as the organization's assistant goaltending coach for five seasons from 2009-14, where he worked with nearly all the goalies within the organization. His work has been integral in Saros' transition to North America. In 2015-16, Saros was named to the 2016 AHL All-Rookie Team after ranking fourth among all league netminders in goals-against average (2.24), tying for fourth in wins (29), tying for sixth in shutouts (4) and tying for eighth in save percentage (.920). Additionally in 2013-14, Scott Darling came to the organization with one AHL game to his credit, and ended the season ranked among the league leaders in save percentage (.933), goals-against average (2.00) and shutouts (6) for the Admirals, earning him a full-time NHL position with the Chicago Blackhawks.

The Welland, Ont., native worked as goalie coach for the Ontario Hockey League's Niagara IceDogs from 2008-14, helping them reach the playoffs in six consecutive seasons and a trip to the 2012 OHL Final. During his first four seasons with the IceDogs, Vanderklok helped Mark Visentin become a first-round pick of the Arizona Coyotes (27th overall), earn a pair of medals with Team Canada at the World Junior Championship, be named the 2011 OHL Goaltender of the Year and earn the 2012 Dave Pinkney Trophy as the goalie with the lowest goals-against average.

Vanderklok started his coaching career with the Port Colborne Pirates of the Golden Horseshoe Junior Hockey League (Junior B) from 2003-06 before instructing and training Brock University's (Ontario) goalies from 2007-09. Since 2003, he has run Ben Vanderklok Goaltending, which conducts camps and clinics in St. Catharines, Ont. A dual Canadian-Dutch citizen, Vanderklok retired from play following four seasons (2000-04) and two league titles in 2002 and 2003 with the Amsterdam Tigers of the Netherlands Elite League. He played a pair of seasons with the OHL's Barrie Colts from 1998-2000.

Vanderklok and his wife, Marlene, reside in Brentwood and have one daughter, Ava.



DAVID GOOD STRENGTH & CONDITIONING COACH

David Good enters his 17th season as the strength and conditioning coach of the Nashville Predators in 2020-21. He joined the Predators in July 2004 and is responsible for preparing and supervising workout programs for all players in the Predators organization. Good also helps run the club's prospect development program and the off-ice aspects of the Predators Hockey School.

Good was instrumental in developing a program for Steve Sullivan that allowed the Predators forward to return to the ice on Jan. 12, 2009 after almost a two-year absence that included missing 142 straight regular-season games and 11 playoff games due to a back injury. In June 2009, Sullivan won the NHL's Bill Masterton Memorial Trophy given "to the player that best exemplifies the qualities of perseverance, sportsmanship and dedication to hockey." During the summer of 2010, he designed and outfitted the new weight room at Bridgestone Arena with triple the amount of space to facilitate optimal in-season training.

Prior to joining the Predators, Good served as the Director of Speed-Strength and Conditioning for West Coast Sports Performance and Center for Athlete Medicine in Manhattan Beach, Calif., and as a consultant for the ECHL's Long

Beach Ice Dogs. The Colorado native served as the Assistant Speed-Strength and Conditioning Coach for the Los Angeles Kings from 1999-03 and held the same title from 1997-99 with the Ice Dogs, then of the IHL. He also served as Strength and Conditioning Coordinator at Loyola Marymount University in Los Angeles from 1998-99.

Before moving to California, Good served as the Student Assistant Strength and Conditioning coach at the University of Colorado for two years. He received his bachelor's degree in kinesiology from the University of Colorado Boulder along with certifications in strength and conditioning, sports conditioning, Olympic weightlifting and kettlebell training. Good has recently been recognized by the National Strength and Conditioning Association (NSCA) with the distinction of Registered Strength and Conditioning Coach Emeritus (RSCC[®]E) for demonstrating expertise and dedication in the field of strength and conditioning for more than 20 years.

Good and his wife, Amanda, reside in Thompson's Station and have one daughter, Maggie.



TRAINING STAFF



ANDY HOSLER HEAD ATHLETIC TRAINER

Andy Hosler enters his eighth season as the Head Athletic Trainer and 14th with the Nashville Predators organization in 2020-21. Hosler has been a certified athletic trainer for the last 16 years, 14 of which have been spent in professional hockey.

In his role as Head Athletic Trainer, Hosler manages the health and rehab of players throughout the Nashville organization. He served as Nashville's assistant athletic trainer for six seasons from 2007-13 before assuming the head role in the 2013-14 campaign.

Prior to joining the Predators, the Monroe, Mich., native spent two seasons as the Head Athletic Trainer for the ECHL's Utah Grizzlies. Hosler earned a

master's degree in kinesiology at Michigan State University while serving as a graduate assistant, working with the Spartan wrestling and football teams during the 2003-04 and 2004-05 seasons. Hosler earned his bachelor's degree from Western Michigan University, working across the athletic department spectrum from gymnastics to football.

Hosler is a certified member of the National Athletic Trainers Association, licensed Athletic Trainer through the state of Tennessee and certified Level 1 Sports Performance Coach through USA Weightlifting. He also holds a membership through the Professional Hockey Athletic Trainer's Society.

Hosler and his wife, Elizabeth, reside in Franklin and have two sons, Henry and Fritz.



PETE ROGERS HEAD EQUIPMENT MANAGER

Pete Rogers enters his 23rd season as Head Equipment Manager of the Nashville Predators in 2020-21. He is responsible for the everyday equipment needs of all the players as well as coordinating the transfer of equipment to and from road games. Rogers also works with the NHL to ensure compliance with programs concerning equipment tracking, equipment safety, jersey authentication and on-ice exposure.

Rogers served as the equipment manager for the U.S. Men's National Team in his second Olympic Games at the 2014 Winter Olympics in Sochi after having first done so in Torino in 2006. He has also represented his country at six IIHF World Championships (1999-2002, 2005, 2013), most recently in Stockholm, Sweden and Helsinki, Finland in 2013 where Team USA earned a bronze medal. He's also served as the United States' equipment manager at the 2004 World Cup of Hockey and the 2004 Deutschland Cup in Germany.

Rogers continues to serve on the executive board of the Society of Professional Hockey Equipment Managers (SPHEM) after a six-year stint as president from

2012-18. Rogers worked his 2,000th professional game as an equipment manager in Nashville's 2014-15 regular-season finale on April 11, 2015 at Dallas. The "Original Predator" has been behind the bench for all 1,675 regular-season and 115 playoff games the team has played, including his 1,000th game with the Predators on November 12, 2011. Rogers was the Head Equipment Manager for the Eastern Conference All-Stars at the 2007 NHL All-Star Game in Dallas and handled all equipment logistics as the head equipment manager for the 2016 NHL All-Star Game in Nashville.

Prior to joining the Nashville organization in July 1998, the College at Brockport, SUNY graduate spent eight seasons as the equipment manager and director of team travel for the AHL's Rochester Americans. Rogers also spent nine seasons as an assistant equipment manager in Rochester before a one-year stint as head trainer with the ECHL's Hampton Roads Admirals in 1989-90.

Rogers and his wife, Judy, resident in Brentwood and have one daughter, Alexandra, and two dogs, Toby and Spencer.

EQUIPMENT & TRAINING STAFF



DJ Amadio
Assistant Athletic
Trainer/Massage
Therapist



Jeff Biddle
Assistant Athletic
Trainer



Brad Peterson
Assistant
Equipment
Manager



Austin Rodriguez
Equipment
Coordinator



Craig Baugh
Locker Room
Attendant



VANDERBILT SPORTS MEDICINE



Vanderbilt Sports Medicine

Vanderbilt Sports Medicine is the most comprehensive sports medicine service in Middle Tennessee. Its highly trained team cares for all athletic injuries and specializes in knee and shoulder injuries to all recreational and competitive athletes. Patients at Vanderbilt Sports Medicine benefit from a staff of sports medicine-trained physicians, a state-of-the-art facility and the support and resources of the Vanderbilt Medical Center. The Vanderbilt Sports Medicine team shares a common commitment to professional and personal excellence. All physicians on staff are fellowship trained in sports medicine.

Its goal is to provide patients with the highest standard of care possible. Patients receive an individualized treatment and rehabilitation program designed to return them to their previous level of activity as quickly and safely as possible. The Vanderbilt Sports Medicine Center is dedicated to excellence in patient care, research, education, and sports medicine.

Vanderbilt Sports Medicine's mission is to improve the lives of our athletes and patients through excellence in science, education and clinical skill.



JOHN E. KUHN, M.D.

MEDICAL DIRECTOR, HEAD TEAM PHYSICIAN & ORTHOPAEDIC SURGEON

John (Jed) Kuhn, M.D., is a Professor of Orthopaedics and the Director of the Division of Sports Medicine at Vanderbilt University Medical Center.

Dr. Kuhn received his medical training and completed his orthopaedic residency at the University of Michigan before traveling to Vail, Colorado, where he served as a fellow in Orthopaedic Sports Medicine and Shoulder Surgery at the prestigious Steadman-Hawkins Clinic.

He has served as team physician for the University of Michigan, Vanderbilt

University, USA Hockey's National Team Development Program, the U.S. Olympic Committee and the Nashville Sounds baseball team. Dr. Kuhn is a fellow of the American Academy of Orthopaedic Surgeons, is an active member of the American Orthopaedic Association, the American Orthopaedic Society for Sports Medicine, and the American Shoulder and Elbow Surgeons. He has been recognized as one of America's Top Doctors by US News and World Report, and one of Nashville's Best Doctors by the Nashville Business Journal and Nashville Lifestyles Magazine.

Dr. Kuhn and his wife, Janet, have three children: Andrew, Hobey and Katie.



PAUL J. RUMMO, D.O.

HEAD TEAM PHYSICIAN & SPORTS MEDICINE PRIMARY CARE PHYSICIAN

Paul J. Rummo, D.O., is an Assistant Professor with the Department of Orthopaedics and Rehabilitation at Vanderbilt University Medical Center. He is the Medical Director for Vanderbilt Orthopaedics Cool Springs. Dr. Rummo serves as Head Team Physician for the Nashville Predators as well as Team Physician for Vanderbilt University.

Dr. Rummo is a graduate from the University of New England College of Osteopathic Medicine. He completed his Internal Medicine residency at UMass Memorial Health Care in Worcester, Mass., followed by a fellowship in primary

care sports medicine at Vanderbilt University Medical Center.

Dr. Rummo is a diplomat of the American Board of Internal Medicine and holds a Certificate of Added Qualifications in primary care sports medicine. He is a member of the American Medical Society for Sports Medicine and the American College of Sports Medicine.

His clinical interests include treatment of all athletic injuries and non-surgical orthopaedic problems in patients of all ages.

VANDERBILT MEDICAL STAFF

NAME	POSITION	NAME	POSITION
Charles (Charlie) L. Cox, M.D., M.P.H.	Assistant Team Physician & Orthopaedic Surgeon	Kye Higdon, M.D.	Team Plastic Surgeon
Eric Bowman, M.D.	Associate Team Physician & Orthopaedic Surgeon	John Seibert, M.D.	Team Plastic Surgeon
Rick Wright, M.D.	Associate Team Physician & Orthopaedic Surgeon	Megan Vucovich, M.D.	Team Plastic Surgeon
Alex B. Diamond, D.O.	Assistant Team Physician & Sports Medicine PCP	Julian Winocour, M.D.	Team Plastic Surgeon
Katie Gifford, Psy.D.	Team Neuropsychologist	Warne Fitch, M.D.	Head Team Emergency Medicine Physician
Aaron Jeckell, M.D.	Team Behavioral Health Specialist	Tyler Barrett, M.D.	Emergency Medicine Physician
Cliff Brown, D.C.	Team Chiropractor	Jeremy Brywczynski, M.D.	Emergency Medicine Physician
Sean Donahue, M.D.	Head Team Ophthalmologist	Jared McKinney, M.D.	Emergency Medicine Physician
James Felch, M.D.	Team Ophthalmologist	Christopher R. Ellis, M.D.	Team Cardiovascular Physician & Surgeon
Jeff Kammer, M.D.	Team Ophthalmologist	Joseph L. Fredi, M.D.	Team Cardiovascular Physician & Surgeon
Stephen Kim, M.D.	Team Ophthalmologist	Tyler Ames, DMD	Head Team Dentist
Nathan Podoll, M.D.	Team Ophthalmologist	Spencer Haley, DDS	Team Dentist
Paul Sternberg, M.D.	Team Ophthalmologist	Susie Lin, DDS	Team Dentist
Wesley Thayer, M.D.	Head Team Plastic Surgeon	Sam McKenna, M.D., DDS	Team Dentist
Stephane Braun, M.D.	Team Plastic Surgeon	Julie Rezk, DMD	Team Dentist
Brian Drolet, M.D.	Team Plastic Surgeon		



PREDATORS STAFF MEMBERS



Elgin Adams
Concession Manager,
Ford Ice Center



Emily Alcorn
Box Office
Coordinator



Rich Barker
Director of Engineering
Operations



Nick Barnowski
Sr. Communications
Coordinator



Kyle Bolt
Ticket Operations
Assistant



Jennifer Boniecki
Amateur Hockey Fan
Dev. Coordinator



Katie Brooks Boone
Guest Experience
Team Member



Eric Bradley
Information Technology
Coordinator




Brooks Bratten
Sr. Communications &
Content Coordinator



Alaina Brown
Guest Experience
Supervisor



Braydon Brown
Manager of Suite
Services



Clint Burkhalter
Hockey Operations
Coordinator



Jeremy Burson
Director of Corporate
Partnerships



Chris Burton
Senior Director of
Premium Sales



Shannon Callihan
Facility Operations
Manager



Adam Carro
Digital
Specialist



Susan Charney
Director of
Payroll



Paige Ciuffo
Corporate Activations
Senior Manager



Lara Crouch
Director of Guest
Services



Bridgette DaSilva
Corporate Partnerships
Account Manager



Emily Deathridge
Senior Premium
Seats Coordinator




Patricia Decker
Loading Dock
Attendant



Beth DeGrandis
Executive Assistant to CEO,
President & Alt. Governor



Nate Evans
Ice Technician



Alan Figueroa
A/V Manager



Kristen Finch
Community Relations
Senior Manager



Jackie Fisher
Senior Creative
Services Manager



Krystin Fisher
Community Relations
Coordinator



Alex Fluehr
Staff Accountant




Andy Franklin
Amateur & Youth
Hockey Manager



PREDATORS STAFF MEMBERS



Brooke Franklin
Guest Experience
Team Member



Zach Funk
Broadcast System
Engineer



Tom Gallo
Director of Quality
Assurance



Tony Gann
Public Safety
Supervisor



Heather Giddens
Contract & Booking
Coordinator



Brad Gillispie
Senior Director of
Ticket Sales



Sarah Gromos
Senior Marketing
Coordinator



Chris Halley
Group Sales
Account Executive



Matt Hamann
Hockey Operations
Analytics Coordinator



Kathleen Hammontree
Sr. Account Manager
of Corporate Sales



Joe Hardin
Senior Maintenance
Mechanic



Austin Harlow
Sr. Manager of Box
Office Finance & Events



Richard Harrison
Painter



Jake Hartzfeld
Associate Producer



Bart Hutton
Conversions
Supervisor



Abby Helper
Receptionist & HR
Assistant



Brittney Hitch
Senior Public Safety
Team Member



Daniel Hopkins
Senior Public Safety
Coordinator



Joe Jenkins
Plumber



Tami Jones
Public Safety
Officer



Mitch Jordan
Video Production
Manager



Kathy King
Accounting
Manager



Taylor Klein
Community Relations
Coordinator



Bob Kohl
Sr. Director of Broadcast
& Entertainment




Paige Kozlowski
Analyst of Business
Intelligence & CRM



Allie Laskaris
Scott Hamilton Skating
Academy Coordinator



Robin Lee
Director of Corporate
Sponsorship



Cameron Libbert
Guest Experience
Team Member



Evan Lindsey
Corporate
Development Manager



Dalton Linkus
Hockey Ops Research
& Data Dev. Engineer



PREDATORS STAFF MEMBERS




JT Louviere
Senior Director of
Business Strategy



Chad Ludkey
Director of Public
Safety



Chase Lutz
Marketing Coordinator,
Ford Ice Centers



Charles Marczynski
Box Office
Associate




Will McCaskill
Business Operations
Manager, Ford Ice Center



Manny Medina
Operations Manager,
Ford Ice Center



Jeremy Meriwether
Guest Services
Manager




Daniella Milroy
Corporate Partnerships
Account Coordinator




Will Moore
Premium Ticket
Operations Manager



Courtni Mosley
Senior Director of
Human Resources



Andrew Muchitch
HVAC Technician




Lindsey Nelson
HR Generalist



Tommy Nelson
Junior System
Administrator



James O'Hara
Senior Graphic
Designer



Jill Ormandy
Assistant General
Counsel




Jason Oxford
Director of Corporate
Development




Jamie Parham
Premium Seats
Service Coordinator



Michael Paul
Director of Information
Technology



Jessica Peluso
Public Safety
Officer



Nick Pichnic
Content Producer



Emily Polanowicz
Corp. Communications
Coordinator



AJ Rockwell
Corporate
Development Manager



Matt Rowley
Graphics
Coordinator



John Russell
Team Photographer




Michael Rust
Sr. Manager of Business
Strategy & Intelligence



Lindsay Rutledge
Consumer Strategy
& Loyalty Manager



Dan Schaefer
Group Sales
Manager



Eric Schmitz
Box Office Events
Manager



Nigel Schnarr
Senior Ice Manager



Byron Schneider
Senior Overnight
Manager



PREDATORS STAFF MEMBERS



Kyle Scholl
Ticket Operations
Coordinator



Andrew Serpico
Amateur Hockey Fan
Development Coordinator



Sara Shear
Director of Ticket
Operations



Mike Skeats
Director of Amateur
& Youth Hockey



Whitney Snyder
Manager of Club
Services



Mallory Sova
Operations
Conversion Technician



Ernie Spangler
Operations
Conversion Technician



Curtis Sparrow
Associate Account
Executive



Ashley Spencer
Corporate Dev. Ticket
Operations Manager




Chuck Stephens
Director of Creative
Services



Bob Stewart
Painter



Claire Surratt Francis
Senior Director of
Marketing




Kristina Taylor
Corporate Partnerships
Account Manager



Paula Trujillo
Director of Learn
to Skate



Pier Vaughn
Executive Assistant,
Legal/HR



Ethan Vincent
A/V Coordinator




Brandon Walker
Manager of Hockey
Operations



Courtney Watson
Staff Accountant



Emily Whitcomb
Marketing
Coordinator



Lonnie Wilkerson
Senior Director of
Ticketing



Denise Williams
Box Office
Operations Manager



Thomas Willis
Director of Digital &
Radio Content



Kevin Wilson
Director of
Communications



Tim Wilson
Premium Seat Sales
Senior Manager



Josh Wolf
Premium Sales
Manager



Jeff Zavatsky
Hockey Ops Administrator
& Executive Asst.



Zach Zazzi
Group Sales
Account Executive



BROADCASTERS



WILLY DAUNIC TV PLAY-BY-PLAY ANNOUNCER

Willy Daunic enters his sixth season as the Predators television play-by-play broadcaster for game broadcasts on FOX Sports Tennessee, after spending two seasons in the radio play-by-play role from 2013-15. Prior to moving upstairs to play-by-play, Daunic was the radio host of the team's pregame,

intermission and postgame coverage for 13 seasons, beginning in Nashville's inaugural 1998-99 season.

In addition to his work with the Predators, Daunic has been hosting sports talk radio shows in Nashville since 1993 and joined the Predators' flagship station 102.5 The Game when it became an all-sports station in 2011. He currently serves as a co-host of "Darren, Daunic & Chase" from 10 a.m. - 2 p.m. on 102.5 The Game.

Daunic has performed a wide variety of play-by-play and color duties on both radio and television in Nashville, including Vanderbilt University (football, baseball and basketball), Belmont University basketball, Nashville Sounds, TSSAA (Tennessee High School) State Championship games (football, baseball and basketball) and more.

A 1993 graduate of Vanderbilt University, Daunic lettered in two sports for the Commodores. Attending on a basketball scholarship, he played on the Commodores' 1990 NIT Championship team, as well as a team that reached the 1991 NCAA Tournament during his three seasons. Daunic also played four years of baseball at VU and was drafted by the Toronto Blue Jays in the 25th round of the 1993 MLB Draft, spending two seasons in their minor league system.

Daunic and his wife, Erin, reside in Nashville and have two children - daughter Evans (18) and son Mahoney (15).



CHRIS MASON TV COLOR ANALYST

Chris Mason enters his sixth season with the Nashville Predators broadcast team and fourth as the color analyst for FOX Sports Tennessee. Prior to his role in television, Mason worked as a color analyst for the Nashville Predators Radio Network in 2015-16.

Mason first joined the Predators on Oct. 5, 1998 when he was acquired via trade from the Anaheim Ducks. He went on to spend seven of the next eight seasons with the organization, splitting time between the Preds and the Milwaukee Admirals, the team's IHL/AHL affiliate. After four seasons spent with the St. Louis Blues, Atlanta Thrashers and Winnipeg Jets, Mason returned to Nashville as a free agent on July 1, 2012 and played 11 games for the team during the 2012-13 season. Throughout his career in Nashville, the Red Deer, Alta., native

appeared in 135 games, recording 58 wins, a 2.61 goals-against average and a .913 save percentage. On April 15, 2006, he became the ninth goalie in NHL history to score a goal.

He returned to Music City following two seasons playing in Europe - one with the Italy's Ritten-Renon and one with the Germany's Augsburg Panthers. He is an active member of the city's youth hockey landscape and helped foster the merger between the Nashville Jr. Predators and TPH Thunder AAA club. He also currently serves as the President of the Nashville Predators Alumni Association.

Mason and his wife, Courtney, reside in Brentwood and have three children - daughters Avery and Quinn, and son Fraser.



PETE WEBER RADIO PLAY-BY-PLAY ANNOUNCER

Pete Weber, the "Voice of the Predators," begins his 23rd season as part of the Nashville Predators broadcast crew and his sixth working as the team's primary radio play-by-play announcer. In the last 22 seasons, Weber has missed just two games and has called 1,787 games for the team (1,673 regular season, 114 playoff).

His insights are called upon by local sports talk radio and television, and his writing is featured on the team's website. In January 2019, Weber won his seventh Tennessee Sportscaster of the Year award from the NSMA (National Sports Media Association), as voted by the National Association of Sportscasters and Sportswriters.

Weber has served the last 15 seasons as an insider on SiriusXM's NHL Network Radio and spent nearly nine years as co-host of Slapshot Radio on ESPN 102.5 The Game from 2009-17.

In addition to his roles with the team, Weber served as co-host of SportsNight from 2003 through 2005, filled in as a host on ESPN Radio, called two Music City Bowl games and helped out on Nashville Sounds baseball broadcasts. He also produced and hosted two podcasts: "This Week in the Minor (Baseball) Leagues" and the syndicated "Southern Pro Football."

Weber's hockey experience includes three seasons (1978-81) as an analyst on the Los Angeles Kings radio and telecasts, two seasons (1995-97) of radio play-by-play for the Buffalo Sabres and coverage of the U.S. hockey team at the 1984 Winter Olympics in Sarajevo, Yugoslavia, along with duties as host for Buffalo's cable and radio coverage. At the college level, he called games for his alma mater, the University of Notre Dame, from 1974-76 and the University at Buffalo from 1976-78.

Outside of hockey, Weber spent 15 seasons in Triple AAA baseball with Albuquerque, Rochester and Buffalo, where he was inducted into the Buffalo Baseball Hall of Fame in 1999. He served one season as TV play-by-play for the NBA's Seattle SuperSonics and was part of the broadcast team for each of the Buffalo Bills' four Super Bowl appearances. On Sept. 28, 2017, he was inducted into the Buffalo Broadcasters Association Hall of Fame.

A four-time regional Emmy award winner (2003, 2008, 2010 and 2016), Weber is on the Board of Governors for the Mid-South's chapter for the National Academy of TV Arts and Sciences. In addition, he serves on the Tennessee Radio Hall of Fame's Board of Directors.

Weber is a native of Galesburg, Ill., and holds two degrees from Notre Dame. He and his wife, Claudia, reside in Nashville.



BROADCASTERS



HAL GILL RADIO COLOR ANALYST

Hal Gill enters his fourth season on the Nashville Predators broadcast team as the radio color analyst.

A veteran of 1,108 NHL games, Gill won the Stanley Cup in 2009 with the Pittsburgh Penguins. He spent two seasons with the Predators, tallying five points in 55 games after making his team debut on Feb. 12, 2012. He closed out his NHL career in Philadelphia in 2013-14 and also skated for the Montreal Canadiens (2009-12), Penguins (2007-09), Toronto Maple Leafs (2006-08) and Boston Bruins (1997-04) during his 16-year career. Originally drafted in the eighth round

(207th overall) by the Bruins in the 1993 NHL Draft, the Concord, Mass., native made his NHL debut with his hometown team on Oct. 17, 1997. Internationally, Gill helped the U.S. earn a bronze medal at the 2004 World Championship, one of the five times he competed in the event. Before turning pro, he played four seasons at Providence College, captaining the Friars during his senior campaign in 1996-97.

Gill and his wife, Anne, have three children – daughters Isabelle and Sophie, and son Talon.



BRENT PETERSON BROADCAST ANALYST

A member of the Nashville Predators organization since Day 1, Brent Peterson enters his seventh season as a member of the Preds' radio broadcast team.

After spending his first 13 seasons with the franchise as a member of the team's coaching staff, Peterson served as Hockey Operations Advisor from 2011-14, working closely with General Manager David Poile and the coaching staff in all matters involving the team, in addition to being active in the community and in sponsorship and business operations.

A tireless worker in the community, Peterson established the Peterson Foundation for Parkinson's (PFP) in 2007 to raise awareness of the devastating effects of Parkinson's disease. Since 2011, PFP has joined forces with the Predators to hold Petey's Preds Party – a fun night of live entertainment, dinner and an extensive silent auction – and the Nashville Predators/Brent Peterson Celebrity Golf Classic at Vanderbilt Legends Club. In its first 10 years of existence, the combination Party and Golf Classic have raised more than \$600,000, which was split between Parkinson's research and the Predators Foundation. Donations to PFP fund critical research to aid in the fight against the disease as well as educational and support groups.

During the 2011-12 season, Peterson brought his battle with Parkinson's into the public eye – including in-depth coverage of his Deep Brain Stimulation Surgery (DBS) – in an effort to create awareness and cultivate donations to the Peterson Foundation for Parkinson's. Since the DBS, Peterson is happy, healthy and has seen a reduction of his Parkinson's symptoms.

In his time behind the Predators bench as both associate coach (2003-11) and assistant coach (1998-2003), Peterson worked closely with the penalty-killing unit that has finished among the top 12 in the NHL in 10-of-12 seasons, and a defensive corps that gave up the second-fewest goals in his final season behind the bench (2010-11). He helped the club to Stanley Cup Playoff berths in six of his last seven seasons behind the bench and coached players such as Dan Hamhuis, Ryan Suter and Shea Weber.

Peterson joined the Predators after serving as head coach of the Portland Winterhawks (WHL) for seven seasons, posting a 201-138-20 mark. During the 1997-98 season, the Winterhawks were a league-best 53-14-5 and captured the WHL Championship and the Memorial Cup. He recorded 40-or-more victories on four occasions and helped develop NHL first-round picks Adam Deadmarsh (1993), Jason Wiemer (1994), Brenden Morrow (1997) and Marian Hossa (1997).

Prior to joining Portland, the Calgary, Alta., native spent two seasons (1989-91) as an assistant coach with the Hartford Whalers (NHL) following his retirement as a player. The former first-round pick of Detroit (1978) played 11 NHL seasons from 1978-89 with Detroit, Buffalo, Vancouver and Hartford. He appeared in 620 NHL games, collecting 213 points (72g-141a) and 484 penalty minutes. Peterson was known as one of the NHL's top defensive forwards and penalty killers.

Peterson and his wife, Tami, reside in Franklin and have three children – sons Ryan and Brad, and daughter Kristin – and five grandchildren.



TERRY CRISP STUDIO ANALYST

Entering his 23rd year with the Predators, Terry Crisp provides analysis on the Predators during the team's television broadcasts.

From the franchise's first season in 1998-99 until 2013-14, Crisp worked alongside Pete Weber, forming one of the most well-known broadcast duos in the League. A part of the Predators' Emmy-winning broadcasts in 2003, 2008 and 2010, Crisp served as a color analyst for FOX Sports during the 1998-99 season and the 1998 and 1999 Stanley Cup Finals. He has also contributed to TSN broadcasts in a similar role in past years, including as a studio analyst during the 2000, 2002 and 2003 IIHF World Championships.

Crisp posted 201 points (67g-134a) in 536 games during his 11 seasons in the NHL as a player for the Boston Bruins, St. Louis Blues, New York Islanders and Philadelphia Flyers. He won three Stanley Cup Championships – two as a player with the Flyers (1974 and 1975) and one as a coach with Calgary (1989) – making him one of only 14 people to have won the Cup as both player and head coach.

Crisp has a unique perspective on expansion teams: He was a player with the inaugural editions of the Blues in 1967 and the Islanders in 1972.

Crisp was the head coach of the Tampa Bay Lightning from the franchise's inception in 1992 through October 1997, coaching 391 games. He held the record for most games coached by an expansion franchise's first coach until Barry Trotz, then with the Nashville Predators, broke the mark in 2003. Crisp also served as the assistant coach of the silver medal-winning Canadian team at the 1992 Winter Olympic Games in Albertville, France.

In honor of his more than two decades of growing the game of hockey in Nashville and beyond, Crisp was inducted into the Tennessee Sports Hall of Fame in August 2020. He also is a member of the Bobby Orr Hall of Fame, located in his hometown of Parry Sound, Ont.

Terry and his wife, Sheila, reside in Nashville. The Crisps have three children – sons Tony and Jeff, and daughter Caley, and 10 grandchildren.



BROADCASTERS/BROADCAST PARTNERS



LYNSDAY ROWLEY PREDATORS LIVE HOST AND RINKSIDE REPORTER

Lyndsay Rowley enters her seventh season with the Nashville Predators and fourth season as the pregame and postgame co-host for *Predators LIVE* alongside Terry Crisp. Along with her home game duties, she also hosts *Predators LIVE* and reports rinkside from road contests. Rowley spent three seasons as the rinkside reporter for all Predators' home games and select away games on FOX Sports Tennessee. Rowley works with the rest of the Predators broadcast crew to bring fans closer to the action through interviews, special features and more. Additionally, Rowley discusses the Preds routinely throughout the season on NHL Network.

Prior to joining the Predators broadcast team, Rowley spent time with the Rockland Boulders, an independent professional baseball team in Pomona, N.Y., working as a field correspondent for all live television broadcasts. In addition to

her work with the Boulders, Rowley spent time with the Charlotte Bobcats (now Hornets) as an in-house television host and has been on the sidelines of college football, baseball and volleyball games for various broadcasters.

In 2012, Rowley covered the Columbus Blue Jackets for Columbus' NBC affiliate while also covering Ohio State football, basketball and baseball games and the 2012 USA Swimming Grand Prix.

A native of New Albany, Ohio, Rowley received her bachelor's degree in communications at High Point University in High Point, N.C., where she was a four-year member of the Division I varsity volleyball team. Rowley earned her MBA while she was a graduate assistant volleyball coach at Ohio Dominican University in Columbus, Ohio.

Rowley enjoys sports, writing and traveling in her spare time.



KARA HAMMER RINKSIDE REPORTER

Kara Hammer enters her fourth season with the Nashville Predators broadcast team as its rinkside reporter.

Before joining the broadcast team, Hammer was a sports reporter for WKRN-TV in Nashville for two years and covered the Predators' historic run to the 2017 Stanley Cup Final. Prior to joining News 2, she served as the Tennessee Titans sideline reporter on NFL Network during preseason games and appeared weekly on the Titans' Coaches Show.

Before moving to Nashville in 2015, Hammer spent three years with Fox Sports Arizona and NAU-TV working as a sideline reporter and color analyst. While there, she made history as part of the first all-female announcing team for a live event on FSAZ on Feb. 23, 2013. She began her career at KGWN in Cheyenne, Wyo., in 2010.

Born and raised in Aurora, Colo., Hammer graduated from the University of Wyoming with a degree in communications and journalism. Hammer and her husband, Dustin, reside in Nashville during the season and spend their summers in Colorado.



FOX SPORTS TENNESSEE

FOX Sports Tennessee is entering its 23rd season as the exclusive regional broadcaster of the Nashville Predators. The network's telecasts will be available through cable, satellite and over-the-top (OTT) providers across Alabama, Georgia, Kentucky and Tennessee.

Predators LIVE, the network's pregame and postgame show, will return with expert insight and analysis before and after each game. The show will originate from the FOX Sports Tennessee Zone at Bridgestone Arena for all home games. All Predators games televised on FOX Sports Tennessee will also be streamed on FOX Sports GO, currently available on mobile and tablet devices, including iOS and Android, as well as FOXSportsGo.com.

Willy Daunic is returning as the play-by-play announcer, his sixth season calling Predators action on FOX Sports Tennessee. Daunic is joined by former Predators goaltender Chris Mason, who will work his fourth full season as a color analyst. Kara Hammer returns for her fourth season as rinkside reporter. Lyndsay Rowley will return for her seventh season with the team, serving as host of *Predators LIVE* with broadcast veteran Terry Crisp, who continues as an analyst after spending the last 22 seasons with the Predators.

Predators fans can find exclusive Predators content from FOX Sports Tennessee on [Facebook](https://www.facebook.com/foxsportstennessee), [Instagram](https://www.instagram.com/foxsportstennessee) and [Twitter](https://twitter.com/foxsportstennessee).

FOX Sports South, FOX Sports Carolinas, FOX Sports Tennessee and FOX Sports Southeast are Sinclair-owned Regional Sports Networks. They form the largest RSN in the United States, delivering coverage to more states than any other RSN, including Alabama, Georgia, Kentucky, Mississippi, North Carolina, South Carolina and Tennessee. As rightsholders for the Atlanta Braves, Atlanta Dream, Atlanta Hawks, Atlanta United, Carolina Hurricanes, Charlotte Hornets, Memphis Grizzlies, Nashville Predators and Atlantic Coast Conference, the networks produce 750+ live events while televising 2600+ live events and studio shows annually.



ESPN 102.5 THE GAME

This season, the Predators and their ancillary programming continue to serve as the centerpiece of 102.5 The Game's all-sports format.

Pete Weber, the "Voice of the Predators," enters his 23rd season behind the Predators play-by-play microphone. Joining Weber in the booth for his fourth season is former Preds defenseman Hal Gill as color analyst. Darren McFarland returns as the pregame and postgame host for the radio network, and former Preds Associate Coach Brent Peterson continues as a contributing analyst.

WPRT-FM, ESPN 102.5 The Game is Nashville's Best Sports Talk and sister station to ESPN 94.9; heritage rock station, 102.9 The Buzz; 93.3 Classic Hits; and 102.1 The VILLE, the Soul of Music City. All stations are locally owned and operated as a part of the Nashville based Cromwell Group, Inc., which owns 32 stations total in Tennessee, Kentucky and Illinois. 102.5 The Game will carry all preseason, regular season and postseason Predators games. These games will include an hour-long pregame and postgame show.


BRIDGESTONE ARENA INFORMATION



BRIDGESTONE ARENA

501 BROADWAY • NASHVILLE, TN 37203 • 615-770-2000 • BRIDGESTONEARENA.COM

Serving as the home for numerous national and international events, Bridgestone Arena has the distinction of being one of the busiest venues in the United States since its doors first opened in 1996, hosting more than 20 million guests during that time. Since 1998, Bridgestone Arena has been the home of the National Hockey League's Nashville Predators, whose passionate fans create the most unique and electrifying game atmosphere in professional sports. Seating capacity is approximately 20,000 for concerts, 19,395 for basketball and 17,159 for Nashville Predators games.



Formerly known as the Nashville Arena, Gaylord Entertainment Center and Sommet Center, the building became Bridgestone Arena in 2010 after Bridgestone Americas, Inc., which is headquartered a mere two blocks from the venue, entered into multi-year naming-rights and marketing partnership with the Predators and Powers Management.

The latest chapter in Bridgestone Arena's history was written on June 20, 2019, when the Metro Nashville Sports Authority unanimously approved a landmark 30-year lease agreement between the City of Nashville, Powers Management and the Nashville Predators that will keep the team at its current venue through 2049. As part of the new lease, the Metro Nashville and Davidson County General Fund is relieved from all obligations of supporting Bridgestone Arena and the Predators and all existing in-arena revenue streams will be used to maintain, improve and expand the building while eliminating Metro's guarantees. Just a few months later in September, the Predators and Bridgestone celebrated one of the strongest partnerships in professional sports by announcing an extension to naming rights agreement for Bridgestone Arena through 2030.

Initiated by former Nashville Mayor Phil Bredesen and approved by the Metro/Davidson County Council in 1993, Bridgestone Arena uniquely embraces Nashville's heritage as "Music City, USA." The arena was designed as a tribute to Nashville's music roots, with the entrance positioned on the corner of Fifth Avenue and historic Broadway, facing the Ryman Auditorium - the original home of the Grand Ole Opry.

The one million-square-foot facility has also spurred downtown growth in the last 10-plus years, inspiring further development that includes the Country Music Hall of Fame, Music City Center, Frist Museum of the Visual Arts, Schermerhorn Symphony Center, multiple hotels (Hilton, Omni, Hyatt, Westin and JW Marriott), Encore Condominiums, Pinnacle at Symphony Place office building, Fifth + Broadway and the Downtown Public Library. According to the Nashville Downtown Partnership, there are 319 dining options, 111 shopping options, 60 live music venues, 138 nightlife options and 25 art galleries in the downtown area, as of October 2020, with more businesses coming soon. In fall 2017, Bridgestone Americas fully relocated its headquarters to a 30-story building two blocks from the arena.

A report issued in 2017 estimated that Bridgestone Arena and the Predators generate an annual economic impact of approximately \$560 million. More than 3,800 jobs are supported annually by the Nashville Predators and Bridgestone Arena. Nearly two-thirds of attendees at all Bridgestone Arena events come from outside of Davidson County, creating a pure economic impact to Davidson County in dollars spent by out-of-county visitors.

Furthermore, during the team's 2017 Stanley Cup Playoff run, it was estimated that during the four rounds, close to \$2.7 million was generated for the city through ticket, merchandise and concessions sales taxes; the overall economic impact from a record 11 home playoff games (three Stanley Cup Final, three Western Conference Final, three Second Round and two First Round) was over \$50 million.

Bridgestone Arena also hosts a variety of non-traditional functions for Davidson County, the city of Nashville and local residents. Bridgestone Arena tower is home to the Tennessee Sports Hall of Fame, a SiriusXM studio and the Nashville Convention and Visitors Bureau, which hosts more than 500,000 tourists annually. Bridgestone Arena features the Patrón Platinum Club, a 260-seat fine-dining experience located on the building's suite level, which is open before and after games and concerts and hosts several banquets and receptions. Added prior to the 2019-20 season was Hap & Harry's Taproom, a premium suite located on the Gary Force Acura Club Level. With space to accommodate up to 40 people, a full-service bar, unlimited food and beverage, stage-front sightlines for concerts and in-seat wait service, Hap & Harry's Taproom provides an unmatched experience for large groups. Lexus Lounge, an exclusive event-level club that is home to the world's first convex-curved 2mm LED wall offering a live panoramic view of the ice, features luxurious amenities such as personal concierge service, plush seating and special-themed buffets. Additionally, two Bunker Suites next to Lexus Lounge offer a private event viewing space that includes food and beverage and is a great corporate outing locale.

Continuously upgrading to improve the experience of every fan, guest, performer and athlete, Bridgestone Arena underwent over \$8 million in renovations during the summer of 2019, bringing the total to over \$80 million in renovations over the last several years.

The arena also houses more than 6,000 square feet of meeting room space and a 13,500-square-foot rehearsal hall that is available for rent and used more than 200 days a year by national touring acts. Metro Nashville and Davidson County's Registry of Deeds is also located inside the Bridgestone Arena.

The list of acts that have called Bridgestone Arena home is lengthy and includes the Country Music Association Awards; the Country Music Television Awards; Keith Urban's "We're All For the Hall" benefit concerts; NCAA, SEC and OVC Men's and Women's Basketball Tournaments, the 2014 NCAA Women's Final Four; and entertainers such as Madonna, Garth Brooks, Paul McCartney, Elton John, Billy Joel, the Rolling Stones, KISS, Dave Matthews Band, Metallica, Taylor Swift, Justin Timberlake and Katy Perry. Bridgestone Arena is in the midst of hosting 12 consecutive SEC Basketball Championships (SEC Men's Tournament: 2015-17, 2019-21, 2023-25; SEC Women's Tournament: 2018, 2022, 2026). Five seasons ago, the arena hosted the 2016 NHL All-Star Game, putting on one of the most successful experiences in league history and paving the way for Bridgestone Arena to host the 2017 Stanley Cup Final.

AWARDS AND NOMINATIONS:

- Pollstar Ranking of 13th in the world, 6th in the U.S. for concert attendance: 2019
- Pollstar Arena of the Year: 2014 and 2017
- Pollstar Arena of the Year Nominations: 1997-98, 2000, 2007-19
- Pollstar Venue Executive of the Year: 2017 (David Kelis)
- International Entertainment Buyers Association's Venue of the Year: 2008, 2010, 2015, 2017 and 2019
- International Entertainment Buyers Association's Venue Executive of the Year: 2014, 2016 and 2019 (David Kelis)
- Academy of Country Music Venue of the Year: 2009, 2011, 2013, 2016 and 2018
- Country Music Association Venue of the Year: 2017 and 2019
- Facilities Magazine Prime Site: 2008-11 and 2016
- ESPN No. 1 Franchise in Professional Sports: 2017

BRIDGESTONE ARENA INFORMATION

BRIDGESTONE ARENA QUICK FACTS

- In addition to serving as the home of the Nashville Predators, Bridgestone Arena has hosted a wide variety of sporting events including the U.S. National Figure Skating Championship (1997), the NCAA Men's Basketball Tournament (2000, 2003, 2005, 2012), the SEC Men's Basketball Tournament (2001, 2006, 2010, 2013, 2015-17, 2019-20), the SEC Women's Basketball Tournament (2002, 2004, 2008, 2011-12, 2018), the 2014 NCAA Women's Final Four and the 2003 NHL Draft.
- It was announced on Oct. 17, 2014 that the city of Nashville and Bridgestone Arena would host the 2016 NHL All-Star Weekend, including the Fan Fair, Skills Competition and All-Star Game, which took place on Jan. 30-31, 2016. The event has been recognized as the best NHL All-Star Weekend experience in League history.
- The Nashville Convention and Visitors Bureau (CVB) operates a state-of-the-art Visitor Information Center in the glass tower of Bridgestone Arena. The staffed center, which welcomes more than half a million visitors a year, is open seven days a week, with extended hours in the summer and during Bridgestone Arena events. In addition to literature, maps, discount coupons and general information, the center features exhibits, children's programming ideas, an online information station and a great selection of Nashville merchandise. For more information, go to VisitMusicCity.com.
- Hap & Harry's Taproom, Bridgestone Arena's newest full-service premium space, is located on the Gary Force Acura Club Level and allows groups of up to 40 people to enjoy in-seat service of unlimited food and beverage, stage-front sightlines for concerts and VIP parking.
- The Bud Light Fan Zone is located on the 300-level concourse and serves as a gathering space and concession area. Fans are invited to catch the action from outside the bowl, in sections 313-322.
- Dierks Bentley's Whiskey Row Smashville is located at the south end of Bridgestone Arena overlooking the ice.
- The FOX Sports Tennessee Zone is a sports bar located just off the main concourse. It hosts a postgame show featuring highlights and interviews. The FOX Sports Tennessee Zone features tabletop seating and flat-screen, high-definition televisions.
- Nashville Locker Room, the Predators' team store, offers the most expansive selection of Predators merchandise available and is accessible from inside the arena and Fifth Avenue. For store hours and information, visit NashvilleLockerRoom.com.
- Pete & Terry's Tavern, located just outside Bridgestone Arena's Nissan SoBro entrance, is open Monday-Saturday from 11 a.m. CT to 8 p.m. CT. Named after famed Predators broadcasters Pete Weber and Terry Crisp, it features a full bar with more than 60 beer options, a daily 3-6 p.m. CT Happy Hour and a pub-style menu.
- Suite-style food and beverage offerings are available for all guests at The Landing, located near suites S29 and S30, and Pucks & Pints, located between suites S36 and S37.
- From floor to ceiling, the highest point in Bridgestone Arena reaches 130 feet (about the height of a 13-story building) with the roof covering eight acres.
- There are four levels of seating at the arena. Handicapped-accessible seating is available at every level and the building holds two escalators.

ADDRESS:	501 Broadway Nashville, TN 37203
WEBSITE:	BridgestoneArena.com
PHONE NUMBER:	615-770-2000
CAPACITY:	Hockey: 17,159 Concerts: 20,000 Basketball: 19,395
COST:	\$160 million
ARCHITECT:	HOK Sports (Kansas City, Mo.)
OWNERSHIP:	Sports Authority, Metropolitan Government of Nashville and Davidson County
SQUARE FOOTAGE:	More than 1 million
LUXURY SUITES:	72 (42 lower, 30 upper) standard suites; two opera boxes; one loge box
ARENA CLUB:	Patrón Platinum Club, located on the lower club level (7,000 square feet and seating for 260)
	Lexus Lounge, located on the event level, includes unprecedented "behind the scenes" access to Nashville Predators players and has a unique backstage feel for concerts and events
BOX OFFICE:	Located in main entrance (corner of Fifth Avenue and Broadway)
PUBLIC RESTROOMS:	47
CONCESSION STANDS:	29 food and beer portables, 20 concession stands, 17 bars and three "grab n' go" locations on three levels.
PREDATORS TEAM STORE:	Nashville Locker Room is located near Bridgestone Arena's south entrance and is accessible from Fifth Avenue and inside the building (on game days); the Pro Shop is located inside the arena, a short walk from the main entrance.





NASHVILLE PREDATORS FOUNDATION



Established in 1998, the Nashville Predators Foundation empowered by SmileDirectClub ("Predators Foundation") strives to build philanthropic partnerships within our community to successfully leverage the unique assets and skills of our entire organization to improve the lives of youth and their families.

Annually, the Predators Foundation distributes more than \$2 million in funding to non-profits in Middle Tennessee. Using funds generated by a variety of annual fundraising events, the Predators Foundation has awarded

more than \$7 million in grants since its inception, including a record \$700,000 during the 2019-20 season.

Introduced during the 2019-20 season as a part of the groundbreaking partnership between the Predators Foundation and Nashville-based SmileDirectClub, multiple SuperGrants, which range from \$25,000 to \$100,000, will be awarded each season to Middle Tennessee community organizations for a total of \$250,000 per year. Funding will be allocated for the purpose of completing large-scale projects in support of empowering lives during times of transition. Last season's SuperGrant recipients included Friends Life Community, My Friend's House, Operation Stand Down Tennessee, ShowerUp and Thistle Farms.

FIRST HORIZON BRENT PETERSON CELEBRITY GOLF CLASSIC



The Predators Foundation and the Peterson Foundation for Parkinson's hosted the 10th Annual First Horizon Brent Peterson Celebrity Golf Classic on Sept. 14, 2020. Although the First Horizon Petey's Preds Party could not take place due to the COVID-19 pandemic, the two-flight golf tournament and silent auction at Vanderbilt Legends Club raised \$100,000 that was split evenly between the Predators Foundation and the Peterson Foundation for Parkinson's. For more information please visit NashvillePredators.com/golf and NashvillePredators.com/petey.

CATCHIN' DEERS MIKE FISHER CELEBRITY CLAY SHOOT

PRESENTED BY COOPER STEEL



The Predators Foundation hosted the second annual CATCHIN' DEERS Mike Fisher Celebrity Clay Shoot presented by Cooper Steel on Oct. 27, 2020. The event featured a fun morning of clay shooting hosted by former Predators Captain Mike Fisher. The 100-bird course clay shooting tournament took place at the

Nashville Gun Club along the beautiful Cumberland River. Each team of four was paired with a celebrity and the event also included an exclusive gift bag and prizes. The event raised \$80,000, with the funds split between Cottage Cove, Nashville Inner City Ministry, Room in the Inn and Rockettown.

NASHVILLE PREDATORS FISHING TOURNAMENT

SPONSORED BY BASS PRO SHOPS & GUY HARVEY

Fishing enthusiasts spent an afternoon on the water on Sept. 26, 2020 at Old Hickory Lake with the Predators Foundation at the Fourth Annual Nashville Predators Fishing Tournament presented by Bass Pro Shops and Guy Harvey. This event offered participants the opportunity to fish with Predators Assistant GM Brian Poile, Radio Analyst Hal Gill and Major League Fishing professional anglers Ott DeFoe, Mike McClelland, Timmy Horton and David Walker. It also featured a silent auction that included specialty Preds and fishing items. Nearly \$20,000 was raised by the event, with all proceeds benefiting the 365 Pediatric Cancer Fund presented by Twice Daily. For more information, please visit NashvillePredators.com/fishing.



GNASHVEGAS CASINO NIGHT & AUCTION

PRESENTED BY KING JEWELERS

GnashVegas Casino Night & Auction presented by King Jewelers, last held in March 2019, features the opportunity to challenge Roman Josi to a game of blackjack, see if your poker face is better than Pekka Rinne's or join Ryan Johansen as he rolls the dice at the craps table. Fans are invited to mix and mingle at the casino tables with Preds players, coaches and broadcasters, enjoy delicious food from local restaurants and sip on beverages from an open bar. This exciting event, which typically raises around \$150,000 annually, also features one-of-a-kind auction packages and priceless experiences. VIP guests will be invited to a reception with the team prior to the main event. For more information, please visit NashvillePredators.com/gala.

WINE FESTIVAL & TASTING

PRESENTED BY DEACON'S NEW SOUTH

First held in 2006, the Nashville Predators Foundation Wine Festival & Tasting presented by Deacon's New South takes place over the ice at Bridgestone Arena in the spring. In previous years, the Festival has raised more than \$120,000 and featured samples of more than 220 wines, beers and liquors, many of which came from local Tennessee craftsmen. The event also includes culinary delicacies from local restaurants, a complimentary Preds-branded glass and photo opportunities with Predators mascot GNASH. The VIP portion of the event features a dinner and tasting hosted by a different wine vendor each year in the Patron Platinum Club that includes a five-course dinner with wine pairings. For more information, please visit NashvillePredators.com/wine.

PREDS & PINS

PRESENTED BY UNITEDHEALTHCARE

The Predators Foundation hosts its annual Preds & Pins presented by UnitedHealthcare bowling fundraiser at Hermitage Strike & Spare in December. This casual evening features two hours of bowling, a buffet and photo opportunities with Preds players, GNASH and local celebrities. Last year's event raised more than \$30,000, with all proceeds benefiting the Monroe Carell Jr. Children's Hospital at Vanderbilt through the 365 Pediatric Cancer Fund presented by Twice Daily. For more information, please visit NashvillePredators.com/bowling.

NASHVILLE PREDATORS FOUNDATION

365 PEDIATRIC CANCER FUND

PRESENTED BY TWICE DAILY



Spearheaded by the leadership of Preds goaltender Pekka Rinne and former Preds Captain Shea Weber, the Nashville Predators Foundation formed the 365 Pediatric Cancer Fund presented by Twice Daily in 2014 (formerly the Nashville Predators Pediatric Cancer Research Fund), which goes to help fund pediatric cancer research at Monroe Carell Jr. Children's Hospital at Vanderbilt. The Preds raise money for the 365 Fund presented by Twice Daily through Hockey Fights Cancer games, silent and blind auctions, mystery pucks, fan donations and more. More than \$100,000 was raised in November and December of 2020, bringing the total to \$3.3 million since the start of the program. For more information about the 365 Fund, visit NashvillePredators.com/365fund.

PREDS & THREADS FASHION SHOW

PROVIDED BY DILLARDS, THE MALL AT GREEN HILLS & KING JEWELERS

During the 2017-18 season, the Predators Foundation held its first Preds & Threads Fashion Show provided by Dillards, The Mall at Green Hills and King Jewelers. This event featured all the players on the team's roster strutting their stuff down the runway along with their significant others and children from local youth charities. Guests also enjoyed a cocktail hour before the show with Preds coaches, broadcasters and alumni and had the chance to bid on an extensive auction. For more information, please visit NashvillePredators.com/fashion.



NASHVILLE PREDATORS CRAFT BEER FESTIVAL

PRESENTED BY ALLEGiant AIR



During the summer, the Nashville Predators welcome beer lovers inside Bridgestone Arena to sample beer from more than 80 different breweries at the Nashville Predators Craft Beer Festival presented by Allegiant Air. In addition to receiving unlimited tastings, attendees also received a commemorative glass. The 2019 festival raised nearly \$70,000. For the second time, Red Silo Brewery was voted by the guests as the favorite brewery during the 2019 festival. For more information, please visit NashvillePredators.com/beer.

PRESENTED BY



MYSTERY PUCKS

The Predators Foundation sells autographed pucks on select game nights through the "Mystery Pucks" fundraiser. At the game, fans have the opportunity to select a wrapped, themed puck autographed by a Predators player with select pucks specialized for buyers to receive an extra prize.



KABOOM!

TYPICALLY HELD EACH FALL

The Nashville Predators Foundation typically teams up with KaBOOM! - a national nonprofit dedicated to bringing balanced and active play to all kids - to build a new playground in the Nashville area. Last year, volunteers from the Predators, other local organizations including BlueCare Tennessee, Change Healthcare, Hunt Brothers, Jackson, LP Building Products, MAPCO, Piedmont Natural Gas, PNC Bank, NES and 102.5 The Game came together to build a new playground for KIPP Antioch College Prep, designed by the children who will use it, in just one day. The 2020 build marked the eight consecutive year that the Preds have partnered with KaBOOM! and the ninth playground that the Predators have built in Middle Tennessee (the organization built two in 2014).

HOCKEY FIGHTS CANCER

NOVEMBER 2020

Every season, the Nashville Predators host two Hockey Fights Cancer Nights as part of a League-wide initiative. These nights benefit the 365 Pediatric Cancer Fund presented by Twice Daily at Monroe Carell Jr. Children's Hospital at Vanderbilt and include donations collected at all main entrances and silent auctions that feature specialty jerseys worn by the players. Despite the lack of a traditional setting to raise funds and spread awareness, Nashville's 2020 Hockey Fights Cancer efforts raised more than \$90,000 through the sale of Preds-themed HFC merchandise, fan contributions and multiple auctions among other things. Preds players also made virtual visits to raise the spirits of the patients at Monroe Carell Jr. Children's Hospital at Vanderbilt.





NASHVILLE PREDATORS FOUNDATION



GAME-NIGHT AUCTIONS

The Predators Foundation hosts an online auction in conjunction with every Nashville Predators home game. By texting "Preds" to 76278, fans both at the game and around the world can bid and take home items in support of the Predators Foundation. The auctions include a wide variety of autographed merchandise from across the sports world, one-of-a-kind Predators items like holiday baskets stuffed with each players' favorite goodies, unique Tennessee souvenirs and more. Hockey fans can also view items up for auction during home games in the Predators Foundation area outside of Sections 106-107.

BIRTHDAY & SPECIAL SCOREBOARD MESSAGES

For a donation to the Predators Foundation, fans have an opportunity to put birthday, anniversary and engagement announcements on the Bridgestone Arena scoreboard during Predators home games. In-game scoreboard message rates are \$50. To schedule, please visit NashvillePredators.com/scoreboard or contact the team's Community Relations department at 615-770-2331.

ZAMBONI RIDES & PENALTY BOX VISITS

For a \$100 donation to the Predators Foundation, Preds fans can ride the Zamboni or have the opportunity to sit in the visiting team's penalty box during the team's pregame skate. For more information or to schedule an opportunity, please visit NashvillePredators.com/zamboni or contact the team's Community Relations department at 615-770-2331.

DONATION REQUESTS

The Nashville Predators are committed to positively influencing the community far beyond the game. The team's Community Relations department assists non-profit charities and other businesses to raise money for their own causes and provides hundreds of items annually to organizations for fundraising. To request a non-monetary donation for your event, please visit NashvillePredators.com/donations.



DEX SCORE & WIN

DEX
imaging

During the 2019-20 season, every time a Preds player scored a goal or recorded a goaltending win, DEX Imaging made a donation to the Predators Foundation through the DEX Score & Win program. Last season, the program's 15th, \$28,500 was raised for distribution to 10 Middle Tennessee charities. Since its inception in the 2005-06 season, the program has raised more than \$449,000 for charities.

HEARTS OF GOLD

The Predators are committed to the underlying team mission of "work hard, play hard and provide outrageous customer and community service." Every member of the Predators organization can be found giving back to the community throughout the season - from ownership and players to management and staff - through our Hearts of Gold initiative. As a staff, the goal is to reach 8,000 total volunteer hours each season.

This commitment to the community is seen through various initiatives. A few of the Predators' 2019-20 initiatives included food drives, blood drives, annual holiday toy drive, hospital visits, Thanksgiving turkey deliveries, pet supply drives, a holiday party for kids and Hockey Fights Cancer awareness night.

GRANT RECIPIENTS

In April 2020, the Predators Foundation distributed 168 grants totaling \$700,000 to Nashville and Middle Tennessee-based community service and charitable organizations, the largest one-time allocation in team history. This year's sum brings the total allocation to more than \$7.2 million over 22 years.

JACK DILLER EDUCATION AWARD

Each season, the Predators Foundation awards four high school seniors the Jack Diller Education Award in the amount of \$2,500 each. Since its inception, \$150,000 has been distributed to 60 students. Applicants must reside within Middle Tennessee and excel in academics, athletics and volunteerism. The four winning students are recognized during a Predators home game. For more information, please visit NashvillePredators.com/dilleraward.



PLAYER COMMUNITY INITIATIVES

ROMAN JOSI

BEST BUDDIES TENNESSEE



Back for a third season, Roman Josi provides tickets for a different buddy pair from Best Buddies to attend the game. The pair participate in the high-five line before the game meeting players as they head to the ice. He also is donating his personal suite throughout the year to be auctioned off to raise additional funds for Best Buddies and will attend the organization's annual prom and gala.

FILIP FORSBERG

MAKE-A-WISH MIDDLE TENNESSEE

Ford Ice Center Bellevue hosted the Filip Forsberg Hockey Clinic presented by Delta Dental of Tennessee that benefits Make-A-Wish Middle Tennessee on Nov. 7, 2020. The clinic, which raised \$25,000, featured 100 youth hockey players, ages 7-14, hitting the ice for an afternoon of fun and learning. All proceeds from the clinic went to Make-A-Wish Middle Tennessee.



MATTIAS EKHOLM

ON ICE WITH EKKY

Mattias Ekholm and his wife, Ida Björnstad, launched a youth hockey program for Nashville-area kids aimed at introducing them to the sport. "On Ice with Ekky" is a six-week, hockey curriculum designed to be taken through public education classes in local schools. Upon completion of the program, the kids will have the opportunity to continue learning more about how to play the game in the Predators' array of youth hockey programs.



PREDATORS' LEADERSHIP GROUP

BLUELINE BUDDIES

During every Nashville Predators home game last season, the Predators' leadership group hosted the Blueline Buddies program, originally started by former player P.K. Subban, which brings together a member of the Metro Nashville Police Department and an inner-city youth from a local organization. The evening included game tickets, a dinner in Bridgestone Arena's Patron Platinum Club (donated by Levy Restaurants) and a meet-and-greet with a member of the leadership group before and after the game.

PEKKA RINNE

365 PEDIATRIC CANCER FUND PRESENTED BY TWICE DAILY

The 365 Pediatric Cancer Fund presented by Twice Daily, which was started by Pekka Rinne and former Predators Captain Shea Weber, presented a \$470,000 check in October 2019 to the Monroe Carell Jr. Children's Hospital at Vanderbilt to help fund pediatric cancer research. As part of the fund, Rinne purchases two suites at Bridgestone Arena that accommodates 32 children and families from the Monroe Carell Jr. Children's Hospital at Vanderbilt for all Preds home games. A night in the suite includes food and beverages, knee hockey with a real goal light, 365 Fund t-shirts and postgame meet and greets with Rinne and his teammates.



RYAN JOHANSEN

YOUTH HOCKEY

At select home games, Ryan Johansen donates his personal suite to be auctioned off to raise money to fund and enhance local youth hockey programs and initiatives Middle Tennessee. Organizations that benefit from this donation include the American Special Hockey Association, Hendersonville Inline Hockey Association, Nashville Elite Hockey Club, National Wheelcats, Scott Hamilton Skating Academy and Youth Incorporated Inline Hockey.



COLTON SISSONS, DANTE FABBRO & RYAN JOHANSEN

CHARITY HOLIDAY PARTY

This season, Colton Sissons, Dante Fabbro and Ryan Johansen teamed up with Predators staff members to host a 12 Days of Smashville Christmas with our friends at Youth Villages. For the 12 days leading up to Christmas, three group homes from Youth Villages received gifts on their doorsteps delivered by Predators staff and players. Gifts ranged from Christmas trees and holiday decorations to necessities like towels, pajamas, socks and Predators gear.



YOUTH HOCKEY & FAN DEVELOPMENT



Since its first season as a National Hockey League franchise in 1998-99, the Nashville Predators have been at the forefront of growing the sport of hockey in the Middle Tennessee community.

With the opening of Ford Ice Center Antioch in 2014, and the organization's facility in Bellevue in 2019, the Preds have consistently worked to enhance the awareness and opportunity for youth hockey in Tennessee.

The Predators have created partnerships with local youth hockey associations and assist with fundraising, hockey education and additional ice time to promote the growth of the sport at the grassroots level.

The Nashville Predators also assist area youth hockey organizations by providing coaches and players clinics, ice time at Bridgestone Arena and funding for uniforms. Area youth players are also frequently featured during intermissions at Predators home games.

NASHVILLE PREDATORS KIDS CLUB PRESENTED BY DELTA DENTAL

The Nashville Predators Kids Club presented by Delta Dental provides an opportunity for kids and families alike to get involved with the team during the 2020-21 season. The Predators Kids Club is filled with exciting features, events, member benefits and more. Fans can sign up for the Kids Club at the Delta Dental Kids Zone outside section 108 during all Nashville Predators home games or at NashvillePredators.com/kidsclub.



HOCKEY & HEELS PRESENTED BY HERMITAGE

Hockey & Heels presented by Hermitage is an event for women to get an inside look at the Predators organization. This fun-filled evening includes on-ice demonstrations, locker room tours, a behind-the-scenes look at the team's event presentation and a "Hockey 101" segment featuring Preds broadcasters and special guests.



SMASHVILLE STREET HOCKEY



The Nashville Predators partner with Metro Parks and Rec, YMCA of Middle Tennessee and after-school groups to provide programs with street hockey sticks, balls, nets and goals. The Predators also provide start-up hockey instruction for coaching and administration, manuals for staff and participants and follow-ups with program centers that culminates with an end of the year street hockey tournament. This free, grassroots hockey development program emphasizes that all a child needs to play hockey are sneakers, breaking down any socio-economic barriers associated with the sport.

GET OUT AND LEARN! (G.O.A.L!) PRESENTED BY ERIE INSURANCE



The Get Out and Learn! (G.O.A.L!) program presented by Erie Insurance introduces the game of hockey to everyone without the financial commitment typically associated with the sport. This free, introductory program is designed for those with no prior experience and is offered in weekly sessions throughout the year at local rinks. The Predators provide all necessary equipment, ice time and instruction, making the program ideal for any family. The Preds are dedicated to supporting the development of youth hockey at all levels and recognize the need for local skating

facilities to be accessible for beginners to help grow the sport, beginning at younger ages. Since its inception in the fall of 2006, more than 6,000 kids have graduated from G.O.A.L!

TAKING HOCKEY TO THE STREETS

Taking Hockey to the Streets is a grassroots marketing initiative in which members of the Predators organization make unannounced visits to neighborhoods where kids routinely gather to play street hockey. The visit includes a street hockey game, giveaways for the young players and special appearances by players, coaches and Preds mascot GNASH.

PREDATORS HOCKEY SCHOOL

The Predators host two weeks of hockey school, open to boys and girls ages 6-14, each July at the Ford Ice Centers. Youth attending the hockey school are challenged daily with more than two hours of ice time, intensive dry-land conditioning, video analysis, and "chalk talk" sessions. Hockey School emphasizes the basic fundamentals of hockey - stickhandling, power skating, shooting and passing. Other features of the camp include daily lectures on nutrition, injury prevention and equipment maintenance.



LITTLE PREDS LEARN TO PLAY



Little Preds Learn to Play, which is partially funded by the NHL and NHLPA's Industry Growth Fund, is a multi-year, multi-city endeavor by the Nashville Predators and participating ice rinks in an effort to reduce cost barriers associated with an introductory program. Each session runs for 6-8 weeks and is designed for boys and girls ages 4-9 who have never played hockey. Participants receive weekly on-ice instruction, Predators alumni appearances, a full set of hockey equipment and Predators Kids Club membership.





YOUTH HOCKEY & FAN DEVELOPMENT

SCOTT HAMILTON SKATING ACADEMY



The Scott Hamilton Skating Academy mission is "to make skating available to people of all ages, ability and description. At the same time, creating an environment of joy in learning how

to skate." Further, the mission of our combined programs is to fulfill the goals and vision of the Scott Hamilton Skating Academy and Nashville Predators, in partnership with SHARP 4 Sports, to develop beginners through world class elite athletes in a joyful, fun and creative atmosphere.

PREDECESSOR



PREdecessor is a continue-to-play program for participants that graduated from the Little Preds Learn to Play program but are not ready for youth league. This program puts an emphasis on the core skating fundamentals along with a feel for the puck and general hockey knowledge. It will teach positions, concepts and rules for playing the game, all while continuing to build a player's competency in their individual skills.

LEARN TO SKATE



The Scott Hamilton Skating Academy's Learn-to-Skate program - the largest in the South and in the Top 10 in the country - uses the Learn to Skate USA curriculum. The program is designed to serve the needs of both recreational and competitive skaters by teaching figure skating and hockey skills. All of our coaches are committed to sharing a fun and positive experience that will instill a lifelong love of skating. Our mission is to make skating available to people of all ages, descriptions and ambitions.

GO SKATE!

Go Skate! is a free learn-to-skate program proudly presented by the Scott Hamilton Skating Academy, Ford Ice Centers, Nashville Predators and the NHL/NHLPA Industry Growth Fund. This unique program encourages first-time skaters between the ages of 5-12 to learn to ice skate in a fun and encouraging environment, at no cost. The program includes a free seven-week session of Scott Hamilton Skating Academy's learn to skate classes with a free pair of hockey or figure skates at graduation, as well as a \$45 discount off an athlete's second session of learn to skate. The program launched in 2016 and has granted over 2,200 skaters with free classes and skates, removing economical barriers and making skating accessible for first timers. Go Skate! is currently being offered at both Ford Ice Centers.



NPAHA YOUTH HOUSE LEAGUE

This recreational league provides participants the opportunity to develop individual and team hockey skills in a fun, relaxed environment.



Its goal is to not only develop a player's hockey skills, but to create an environment where youth can learn valuable life skills such as teamwork, good sportsmanship, a positive attitude and a good work ethic. The emphasis of the programming, whether learning how to stop or perfecting the wrist shot, will be on being "better than before." Continuous improvement will be a theme utilized throughout much of our programming, executed in a measurable and meaningful way. The league is offered year-round and consists of more than 400 young hockey players fielding teams in the following age divisions: Termitte (6U), Mite (8U), Squirt (10U), Peewee (12U) and Bantam/Midget (13+). In 2019-20, more than 1,100 players played within the House League across the fall, winter, spring and summer seasons.

PREDS ALL-STARS



Preds All-Stars is a program launching during the 2020-21 season that is designed to provide a hockey league for people with intellectual disabilities and other special needs. There are no skill requirements to participate. Players are encouraged to learn at their own speed to score goals. Players gain self-confidence and self-esteem from the help of our dedicated coaches.

NPAHA ADULT HOCKEY LEAGUE



Adults can join in the fun of playing hockey with the Nashville Predators Amateur Hockey Association Adult Leagues.

Whether you are a beginner who has just started the game, an experienced player or somewhere in between, Ford Ice Center has a league for you. Leagues run year-round (fall/winter, spring and summer) and include playoffs and championships. Our USA Hockey-sanctioned league hosts more than 1,100 adult players and offers competition for all level of play for adults ages 18 and over. We have grown from seven teams in 2014-15 to 94 teams across 11 divisions in the 2020-21 season.

SCOTT'S ALL-STARS

Scott's All-Stars is a program providing learn-to-skate classes for children with intellectual disabilities and other special needs. Our incredible team of coaches is dedicated to helping skaters learn and have fun at a comfortable pace and in a safe and sensory friendly space. In addition to the learn to skate program itself, we are proud to provide support and programming for parents and caregivers while continuing education for staff and coaches.



NASHVILLE PREDATORS SELECT

The Nashville Predators Select Travel Hockey Program (Preds Select) will play under the Nashville Predators Amateur Hockey Association and aims to provide Middle Tennessee youth hockey players an environment to be better athletes, better individuals and better players with a commitment to positive, fun and progressive skill development through community and sport. Preds Select is the organization's first official travel hockey program. They compete at the Tier II level and will offer teams in the 10U, 12U, 14U and 16U age divisions for the 2020-21 season.



YOUTH HOCKEY & FAN DEVELOPMENT

PREDS FITNESS CHALLENGE



Preds Fitness Challenge is an initiative designed to fit within the current P.E. curriculum and aims to keep children active and encourage them to make healthy choices. It requires students to complete five challenges centered on staying active, choosing healthy eating habits, and an introduction to street hockey throughout the school year. Schools receive a welcome DVD with videos by the Preds' Strength Coach David Good, 60 sticks and balls, pop-up nets, fitness wall charts, bracelets and charms to track student progress, a nutrition worksheet and teacher manual. The program typically launches with a Teach the Teacher event at Bridgestone Arena to watch morning skate followed by street hockey instruction.

PREDATORS CUP

The Predators Cup is the annual Tennessee State High School Hockey Championship tournament. Established during the 1999-00 season, it serves as a platform to highlight the top high school hockey teams in the state and is hosted by the Nashville Predators each spring at Bridgestone Arena. Since the inaugural tournament, 14 teams from Middle Tennessee, three teams from Memphis and one team from Knoxville have won the Predators Cup.

PREDS GIRLS HOCKEY



The Nashville Predators are committed to the growth of girls hockey. The new Preds Girls Hockey program will introduce girls ages 4-17 to hockey at no cost with funding from the NHL and NHLPA's Industry Growth Fund. The program will include free on-ice sessions for 12 weeks and equipment to keep.

BLUENESS BLUESHEILD BLUELINER OF THE GAME

An opportunity to experience the excitement from ice-level offered as a ticket package during Predators home games. Youth hockey players ages 7-14 get the opportunity of a lifetime as their name is called during the after the starting lineup is announced; they skate to the blue line and then stand alongside their favorite Predators player during the National Anthem.

FUTURE GOALS - HOCKEY SCHOLAR™

POWERED BY EVERFI



The Future Goals - Hockey Scholar™ online course is a free, unique tool that leverages the exciting game of hockey to teach science, technology, engineering and math (STEM) concepts to students in grades 4-8. This course, aligned to state science and math standards, also introduces students to STEM careers in hockey.

ADVANCED PROGRAM

The Advanced Program is a program designed for youth league participants who are on the cusp of playing travel hockey. The program offers challenging practices, competition and a higher level of play to help get them to that next level of hockey. The goal is to properly prepare and elevate each child's playing ability so they can make a travel team in the upcoming season.



NASHVILLE PREDATORS JV PROGRAM



The Nashville Predators JV Program aims to provide a supplement league to our Greater Nashville Scholastic Hockey League for those players looking to gain the experience for more ice time. Registered teams will use this program in order to help bolster the development of each player's respective school teams.

SKATE AT BRIDGESTONE ARENA

Rise and Grind Morning Hockey takes place in the early morning hours at Bridgestone Arena and gives adults (ages 18+) the opportunity to get a quick skate in before work. All levels are welcome and sessions are open to the first 26 skaters and four goalies. Pucks and Pints Happy Hour open hockey is in its sixth year at Bridgestone Arena. All levels are welcome, but participants must be at least 21 years of age and provide their own equipment. Each session includes 60 minutes of ice and a complimentary "pint" at Pete and Terry's Tavern following the session.





MILWAUKEE ADMIRALS



@mkeadmirals

MILWAUKEE ADMIRALS (AHL)

510 W. KILBOURN AVE., SUITE B • MILWAUKEE, WI 53203 • 414-227-0550 • MILWAUKEEADMIRALS.COM

Governor/CEO: Harris Turer
 President: Jon Greenberg
 VP of Business Development: Mike Wojciechowski
 VP of Communications: Charlie Larson
 VP of Ticket Sales: John Bitter
 Play-by-Play Announcer: Aaron Sims

General Manager: Scott Nichol
 Head Coach: Karl Taylor
 Assistant Coaches: Scott Ford/Greg Rallo
 Goaltending Coach: Dave Rock

Athletic Trainer: Doug Agnew
 Assistant Athletic Trainer: Aaron Rice
 Equipment Manager: Kris Stierwalt
 Assistant Equipment Manager: Adam Kocsis
 Strength & Conditioning Coach: Jason Nordby
 Manager of Hockey Operations: Ryan Costello

Team Colors: White, Gray, Ice Blue and Navy
 Home Arena: University of Wisconsin-Milwaukee Panther Arena
 Capacity: 9,256
 Radio Flagship: The Big 920 (920 AM WOKY)

NASHVILLE PREDATORS' YEARLY PRIMARY AFFILIATIONS

YEAR	TEAM	LEAGUE	COACH	GP	W	L	OTL*	SOL**	PTS	GF	GA	STANDING	PLAYOFFS
1998-99	Milwaukee Admirals	IHL	Al Sims	82	38	28	0	16	92	254	265	4th - Midwest	1st Rd. - Lost Manitoba, 2-0
1999-00	Milwaukee Admirals	IHL	Al Sims	82	37	36	0	9	82	222	246	5th - East	1st Rd. - Lost Cleveland, 2-1
2000-01	Milwaukee Admirals	IHL	Dave Allison	82	42	33	0	7	91	244	217	5th - East	1st Rd. - Lost Chicago, 4-1
2001-02	Milwaukee Admirals	AHL	Dave Allison	80	30	35	10	5	75	198	207	5th - West	Did Not Qualify
2002-03	Milwaukee Admirals	AHL	Peter Horachek	80	32	27	14	7	85	247	251	4th - West	QR - Def. Rochester, 2-1 1st Rd. - Lost Houston, 3-0
2003-04	Milwaukee Admirals	AHL	Claude Noel	80	46	24	7	3	102	269	191	1st - West	1st Rd. - Def. Cincinnati, 4-3 2nd Rd. - Def. Chicago, 4-2 3rd Rd. - Def. Rochester, 4-1 Final - Def. W-B/Scranton, 4-0
2004-05	Milwaukee Admirals	AHL	Claude Noel	80	47	2	4	5	103	247	207	2nd - West	1st Rd. - Lost Cincinnati, 4-3
2005-06	Milwaukee Admirals	AHL	Claude Noel	80	49	21	6	4	108	268	234	1st - West	1st Rd. - Def. Iowa, 4-3 2nd Rd. - Def. Houston, 4-0 3rd Rd. - Def. Grand Rapids, 4-0 Final - Lost Hershey, 4-2
2006-07	Milwaukee Admirals	AHL	Claude Noel	80	41	25	4	10	96	227	230	3rd - West	1st Rd. - Lost Chicago, 4-0
2007-08	Milwaukee Admirals	AHL	Lane Lambert	80	44	29	4	3	95	231	212	4th - West	1st Rd. - Lost Chicago, 4-2
2008-09	Milwaukee Admirals	AHL	Lane Lambert	80	49	22	3	6	107	229	195	1st - West	1st Rd. - Def. Rockford, 4-0 2nd Rd. - Lost Houston, 4-3
2009-10	Milwaukee Admirals	AHL	Lane Lambert	80	41	30	2	7	91	237	220	4th - West	1st Rd. - Lost Chicago, 4-3
2010-11	Milwaukee Admirals	AHL	Lane Lambert	80	44	22	6	8	102	226	194	1st - West	1st Rd. - Def. Texas, 4-2 2nd Rd. - Lost Houston, 4-3
2011-12	Milwaukee Admirals	AHL	Muller/Herbers	76	40	29	2	5	87	210	190	2nd - Midwest	1st Rd. - Lost Abbotsford, 3-0
2012-13	Milwaukee Admirals	AHL	Dean Evason	76	41	28	4	3	89	197	200	2nd - Midwest	1st Rd. - Lost Texas, 3-1
2013-14	Milwaukee Admirals	AHL	Dean Evason	76	39	24	6	7	91	215	199	3rd - Midwest	1st Rd. - Lost Toronto, 3-0
2014-15	Milwaukee Admirals	AHL	Dean Evason	76	33	28	8	7	81	206	218	5th - Midwest	Did Not Qualify
2015-16	Milwaukee Admirals	AHL	Dean Evason	76	48	23	3	2	101	224	193	1st - Central	1st Rd. - Lost Grand Rapids, 3-0
2016-17	Milwaukee Admirals	AHL	Dean Evason	76	43	26	4	3	93	225	212	3rd - Central	1st Rd. - Lost Grand Rapids, 3-0
2017-18	Milwaukee Admirals	AHL	Dean Evason	76	38	3	4	2	82	216	235	6th - Central	Did Not Qualify
2018-19	Milwaukee Admirals	AHL	Karl Taylor	76	36	24	14	2	88	217	207	2nd - Central	1st Rd. - Lost Iowa, 3-2
2019-20*	Milwaukee Admirals	AHL	Karl Taylor	63	41	14	5	3	90	211	141	1st - Central	Postseason Canceled

* column refers to "overtime losses" from 2004-08 and "ties" from 1998-04

** column refers to "shootout losses" from 1998-99 and 2004-08, "overtime losses" from 2001-04 and "shootout points" from 1999-01

* = The AHL canceled the remainder of its 2019-20 season on May 11, 2020; the final regular-season games of the 2019-20 AHL season were played on March 11, 2020.

Bold = Won Calder Cup



MILWAUKEE ADMIRALS COACHING STAFF



KARL TAYLOR HEAD COACH

Karl Taylor enters his third season as Head Coach of the Milwaukee Admirals in 2020-21. Taylor owns a record of 77-38-19-5 in 139 games as head coach of Nashville's AHL affiliate.

Last season, his second behind the Admirals bench, Taylor led the club to a 41-14-5-3 record, an AHL-leading 90 points and the Macgregor Kilpatrick Trophy, awarded to the AHL's regular-season champions. For his efforts, Taylor was honored with the Louis A.R. Pieri Memorial Award, given to the AHL's most outstanding coach. Milwaukee's dominant 2019-20 season was highlighted by its defense, which allowed a league-low 2.24 goals per game, while the team's offense ranked seventh in scoring (3.35) for the third-highest goals-per-game differential (+1.11) in the AHL's last decade. Reinforcing his proven track record of developing talent, eight players who skated for the Admirals in 2019-20 also competed in an NHL game for the Predators, including Yakov Trenin, who featured in 21 contests for Nashville, and Mathieu Olivier, who made his NHL debut on Nov. 19, 2019.

In 2018-19, his first season behind the Admirals bench, Taylor led the club to the Calder Cup Playoffs for the first time since 2017, finishing with a 36-24-14-2 (88 points) regular-season record and a second-place finish in the Central Division. Under Taylor's tutelage, Anthony Richard and Colin Blackwell made their NHL debuts with the Predators and defenseman Matt Donovan - thanks to an 11-goal, 35-point season - earned an NHL call-up for the first time in four seasons. Additionally, six players achieved AHL career highs in points and Milwaukee allowed 207 goals, the eighth-fewest in the AHL.

Before joining the organization, the 49-year-old North Bay, Ont., native spent four seasons with the AHL's Texas Stars as an assistant coach. In Texas, Taylor's teams went a combined 152-108-30-14 and made the playoffs in three of his four

seasons. His tenure was headlined by the Stars' appearance in the 2018 Calder Cup Finals, where they came one game from claiming the AHL title, falling to the Toronto Marlies in Game 7. With Taylor behind the bench, Texas earned at least 90 points in three seasons, including the 2017-18 season's 90-point effort (38-24-8-6) that culminated with the AHL's Western Conference Championship. Taylor also spent one season as an assistant coach for the Western Hockey League's Portland Winterhawks in 2013-14, where they finished second in the WHL's regular-season standings with 113 points (54-13-5 record). Taylor helped guide the Winterhawks to the WHL Finals as the 2014 WHL Western Conference Champions, where they fell to the Edmonton Oil Kings in seven games.

Before jumping to the WHL, Taylor served as an assistant coach with the AHL's Chicago Wolves in 2011-12, where he won the Midwest Division, and was a head coach in the ECHL for six seasons from 2005-11. He was at the helm of the Reading Royals from 2005-08, making the playoffs in two of his three campaigns, amassing a 112-82-22 record in the process. Taylor then became the first head coach of the ECHL's Ontario Reign from 2008-11, leading them to the playoffs in their inaugural season. He finished second in the John Brophy Award voting for ECHL coach of the year in 2008-09.

Taylor played three seasons in the Ontario Hockey League with the Windsor Spitfires, London Knights and North Bay Centennials, tallying 35 points (16g-19a) in 137 games from 1988-91. Following his junior career, he played for the University of New Brunswick from 1991-95, serving as an alternate captain in his final three seasons. Taylor also spent time as a head coach at Red Deer College in Alberta and the University of Waterloo before landing his first professional coaching job.

Taylor and his wife, Bev, reside in Hartland, Wis., with their son, Mac, and daughter, Kate.



SCOTT FORD ASSISTANT COACH

Scott Ford enters his sixth season as an assistant coach for the Milwaukee Admirals in 2020-21 after helping to guide the Admirals to the AHL's Macgregor Kilpatrick Trophy as the league's regular-season champions in 2019-20. Ford will work alongside Admirals Head Coach Karl Taylor and Assistant Coach Greg Rallo.

Ford finished an 11-year playing career in 2014-15, splitting time with the Admirals and the South Carolina Stingrays. He skated in 12 games with Milwaukee that season, posting a pair of assists and 14 penalty minutes. The

Brown University alum helped the Stingrays to an ECHL-record 23-game winning streak and a berth in the Kelly Cup Final.

Overall, Ford spent parts of seven seasons with the Admirals, including two as team captain, and his 378 games played are the second-most in club AHL history. The Fort St. John, B.C., native posted 14 goals and 31 assists for 45 points, a +37 rating and 577 penalty minutes, the second-most in Milwaukee's AHL history. Ford is one of just four Milwaukee defensemen since 2004 to finish the season with a +20 rating or better (+24 in 2011-12).



GREG RALLO ASSISTANT COACH

Greg Rallo enters his third season as an assistant coach for the Milwaukee Admirals in 2020-21. The 39-year-old native of Gurnee, Ill., played 12 seasons of professional hockey from 2005-17 that included stops in the NHL, AHL, ECHL and the German professional league.

Rallo competed in 11 NHL games with the Florida Panthers from 2011-13 and scored his first career NHL goal on April 2, 2013, against the Tampa Bay Lightning. In 615 career AHL contests, Rallo compiled 165 goals and 177 assists for 342 points, including a career-high 54 (26g-28a) with Texas in 2010-11. His AHL career featured stints with six different clubs and saw him captain the San Antonio Rampage in 2013-14 and serve as an alternate captain for the Texas

Stars in 2015-16. Rallo also won the 2007 Kelly Cup as ECHL champion with the Idaho Steelheads, where he had 31 points (13g-18a) in 37 games.

Prior to his professional career, Rallo played four seasons for Ferris State University in the Central Collegiate Hockey Association from 2002-06, where he had 108 points (46g-62a) in 152 games. He also produced 1.30 points per game in junior hockey as a member of the North American Hockey League's Springfield Jr. Blues from 2000-02.

Rallo and his wife, Liana, have two daughters, Avery and Addison, and a son, Ryder.



FLORIDA EVERBLADES



@FL_Everblades

FLORIDA EVERBLADES (ECHL)

11000 EVERBLADES PKWY. • ESTERO, FL 33928 • 239-948-PUCK • FLORIDAEVERBLADES.COM

General Manager: Craig Brush
 Head Coach: Brad Ralph
 Assistant Coach: Jesse Kallechy
 Goaltending & Video Coach: Josh Robinson
 Head Athletic Trainer: Dylan Dewey
 Head Equipment Manager: John Sellars
 Hockey Research & Dev. Coordinator: Mike Monti

Director of Marketing, PR & Community Relations: Adam Winslow

Team Colors: Navy, Green and White
 Home Arena: Hertz Arena
 Capacity: 8,284

NASHVILLE PREDATORS' YEARLY SECONDARY AFFILIATIONS

YEAR	TEAM	LEAGUE	COACH	GP	W	L	OTL	PTS	GF	GA
1998-99	Hampton Roads Admirals	ECHL	John Brophy	70	38	24	8	84	215	213
1999-00	Hampton Roads Admirals	ECHL	John Brophy	70	44	22	4	92	241	198
2000-01	New Orleans Brass	ECHL	Ted Sator	72	35	25	12	82	247	239
2001-02	Cincinnati Cyclones	ECHL	Ray Edwards/Paul Lawless	72	36	30	6	78	210	207
2002-03	Toledo Blades	ECHL	Claude Noel	72	47	15	10	104	247	196
2003-04	Toledo Blades	ECHL	Nick Vitucci/Steve Harrison	72	23	38	11	57	183	258
2004-05	None									
2005-06	Rockford IceHogs	UHL	Steve Martinson	76	48	19	9	105	292	213
2006-07	Rockford Ice Hogs	UHL	Steve Martinson	76	48	21	7	103	266	193
	New Mexico Scorpions	CHL	Ray Edwards	64	32	24	8	72	212	217
2007-08	Cincinnati Cyclones	ECHL	Chuck Weber	72	55	12	5	115	292	178
2008-09	Cincinnati Cyclones	ECHL	Chuck Weber	72	41	26	5	87	256	231
2009-10	Cincinnati Cyclones	ECHL	Chuck Weber	72	44	25	3	91	235	200
2010-11	Cincinnati Cyclones	ECHL	Jarrold Skalde	72	33	29	10	76	199	229
2011-12	Cincinnati Cyclones	ECHL	Jarrold Skalde	72	35	28	9	79	199	229
2012-13	Cincinnati Cyclones	ECHL	Jarrold Skalde	72	42	22	8	92	227	195
2013-14	Cincinnati Cyclones	ECHL	Ben Simon	72	41	23	8	90	247	204
2014-15	Cincinnati Cyclones	ECHL	Matt MacDonald	72	31	30	11	73	195	212
2015-16	Cincinnati Cyclones	ECHL	Matt MacDonald	72	36	27	9	81	222	210
2016-17	Cincinnati Cyclones	ECHL	Matt MacDonald	72	36	29	7	79	200	209
2017-18	None									
2018-19	None									
2019-20*	Florida Everblades	ECHL	Brad Ralph	62	43	13	6	92	227	156

* = The ECHL canceled the remainder of its 2019-20 season on March 15, 2020; the final regular-season games of the 2019-20 ECHL season were played on March 11, 2020.



THE PLAYERS





2020-21 ORGANIZATIONAL ROSTER

FORWARDS	HT	WT	SHOT	PLACE OF BIRTH	DATE OF BIRTH	2019-20 TEAM
Egor Afanasyev	6-4	201	L	Tver, Russia	Jan. 23, 2001	Windsor (OHL)
Viktor Arvidsson	5-9	180	R	Skellefteå, Sweden	April 8, 1993	Nashville (NHL)
Alexander Campbell	5-11	181	L	Chateauguay, Que.	Feb. 27, 2001	Omaha (USHL)
Michael Carcone	5-10	172	L	Ajax, Ont.	May 19, 1996	Belleville (AHL)
Nick Cousins	5-11	183	L	Belleville, Ont.	July 20, 1993	Vegas (NHL)/Montreal (NHL)
Lukas Craggs	6-0	190	L	Elmhurst, Ill.	May 16, 1996	Milwaukee (AHL)/Florida (ECHL)
Matt Duchene	5-11	195	L	Haliburton, Ont.	Jan. 16, 1991	Nashville (NHL)
Luke Evangelista	5-11	166	R	Oakville, Ont.	Feb. 21, 2002	London (OHL)
Gunnarwolfe Fontaine	5-8	172	L	Providence, R.I.	Sept. 16, 2000	Chicago (USHL)
Filip Forsberg	6-1	205	R	Ostervalva, Sweden	Aug. 13, 1994	Nashville (NHL)
Mikael Granlund	5-10	185	L	Oulu, Finland	Feb. 26, 1992	Nashville (NHL)
Rocco Grimaldi	5-6	180	R	Anaheim, Calif.	Feb. 8, 1993	Nashville (NHL)
Patrick Harper	5-7	150	L	New Canaan, Conn.	July 29, 1998	Boston University (Hockey East)
Erik Haula	6-0	193	L	Pori, Finland	March 23, 1991	Carolina (NHL)/Florida (NHL)
Calle Jarnkrok	5-11	186	R	Gävle, Sweden	Sept. 25, 1991	Nashville (NHL)
Tanner Jeannot	6-2	207	L	Oxbow, Sask.	May 29, 1997	Milwaukee (AHL)/Florida (ECHL)
Ryan Johansen	6-3	218	R	Vancouver, B.C.	July 31, 1992	Nashville (NHL)
Jachym Kondelík	6-7	227	L	Hannover, Germany	Dec. 21, 1999	Connecticut (Hockey East)
Luke Kunin	6-0	197	R	Chesterfield, Mo.	Dec. 4, 1997	Minnesota (NHL)
Sean Malone	6-0	196	L	Buffalo, N.Y.	April 30, 1995	Rochester (AHL)
Michael McCarron	6-6	229	R	Grosse Pointe, Mich.	March 7, 1995	Milwaukee (AHL)/Laval (AHL)
Chase McLane	6-1	175	R	Trenton, Mich.	April 22, 2000	Tri-City (USHL)
Grant Mismash	6-1	185	L	Edina, Minn.	Feb. 19, 1999	North Dakota (NCHC)
Tommy Novak	6-1	179	L	River Falls, Wis.	April 28, 1997	Milwaukee (AHL)
Mathieu Olivier	6-2	209	R	Biloxi, Miss.	Feb. 11, 1997	Milwaukee (AHL)/Nashville (NHL)
Juuso Parssinen	6-2	203	L	Hämeenlinna, Finland	Feb. 1, 2001	TPS (Finland)/TPS U-20 (Finland-Jr.)
Rem Pitlick	5-11	196	L	Ottawa, Ont.	April 2, 1997	Milwaukee (AHL)
Anthony Richard	5-10	163	L	Trois-Rivieres, Que.	Dec. 20, 1996	Milwaukee (AHL)/Nashville (NHL)
Brad Richardson	6-0	190	L	Belleville, Ont.	Feb. 4, 1985	Arizona (NHL)
Colton Sissons	6-1	200	R	North Vancouver, B.C.	Nov. 5, 1993	Nashville (NHL)
Cole Smith	6-3	195	L	Brainerd, Minn.	Oct. 28, 1995	North Dakota (NCHC)
Eeli Tolvanen	5-10	182	L	Vihti, Finland	April 22, 1999	Milwaukee (AHL)
Philip Tomasino	6-0	181	R	Mississauga, Ont.	July 28, 2001	Oshawa (OHL)/Niagara (OHL)
Yakov Trenin	6-2	201	L	Chelyabinsk, Russia	Jan. 13, 1997	Nashville (NHL)/Milwaukee (AHL)
Isak Walther	6-3	174	L	Södertälje, Sweden	Aug. 2, 2001	Sodertälje (Sweden-Jr.)
Josh Wilkins	5-11	181	L	Raleigh, N.C.	June 11, 1997	Milwaukee (AHL)



2020-21 ORGANIZATIONAL ROSTER

DEFENSEMEN	HT	WT	SHOT	PLACE OF BIRTH	DATE OF BIRTH	2019-20 TEAM
Frederic Allard	6-1	179	R	Saint-Sauvier, Que.	Dec. 27, 1997	Milwaukee (AHL)
Matt Benning	6-1	203	R	Edmonton, Alta.	May 25, 1994	Edmonton (NHL)/Bakersfield (AHL)
Mark Borowiecki	6-2	204	L	Ottawa, Ont.	July 12, 1989	Ottawa (NHL)
Alexandre Carrier	5-11	174	R	Quebec City, Que.	Oct. 8, 1996	Milwaukee (AHL)/Nashville (NHL)
Semyon Chistyakov	5-9	168	L	Yekaterinburg, Russia	Aug. 7, 2001	Tolpar Ufa (Russia-Jr.)/Omskie Yastreby (Russia-Jr.)
Jeremy Davies	5-11	181	L	Ste-Anne-de-Bellevue, Que.	Dec. 4, 1996	Milwaukee (AHL)
Marc Del Gaizo	5-10	181	L	Basking Ridge, N.J.	Oct. 11, 1999	UMass Amherst (Hockey East)
Mattias Ekholm	6-4	215	L	Borlange, Sweden	May 24, 1990	Nashville (NHL)
Ryan Ellis	5-10	180	R	Hamilton, Ont.	Jan. 3, 1991	Nashville (NHL)
Dante Fabbro	6-0	189	R	Coquitlam, B.C.	June 20, 1998	Nashville (NHL)
David Farrance	6-0	190	L	Victor, N.Y.	June 23, 1999	Boston University (Hockey East)
Brandon Fortunato	5-11	170	L	Albertain, N.Y.	June 7, 1996	Florida (ECHL)
Ben Harpur	6-6	223	L	Hamilton, Ont.	Jan. 12, 1995	Milwaukee (AHL)/Toronto (AHL)
Roman Josi	6-1	201	L	Bern, Switzerland	June 1, 1990	Nashville (NHL)
Tyler Lewington	6-0	194	R	Edmonton, Alta.	Dec. 5, 1994	Hershey (AHL)/Washington (NHL)
Luke Prokop	6-4	217	R	Edmonton, Alta.	May 6, 2002	Calgary (WHL)
Luke Reid	6-0	190	R	Geneva, Ill.	Sept. 26, 2001	Chicago (USHL)
Spencer Stastney	5-10	179	L	Mequon, Wis.	Jan. 4, 2000	Notre Dame (Big Ten)
Jarred Tinordi	6-6	230	L	Burnsville, Minn.	Feb. 20, 1992	Nashville (NHL)/Milwaukee (AHL)
Adam Wilby	6-0	183	L	Stockholm, Sweden	Aug. 7, 2000	Sodertalje (Sweden-2)/Skellefteå (Sweden-Jr.)/Skellefteå (Sweden)
Vladislav Yeryomenko	6-1	187	R	Mishutki, Belarus	April 24, 1999	Dinamo Minsk (KHL)

GOALTENDERS	HT	WT	CATCH	PLACE OF BIRTH	DATE OF BIRTH	2019-20 TEAM
Iaroslav Askarov	6-3	176	R	Omsk, Russia	June 16, 2002	SKA-Neva Saint Petersburg (Russia-2)/SKA Saint Petersburg (KHL)
Devin Cooley	6-5	192	L	Los Gatos, Calif.	May 25, 1997	Denver (NCHC)
Ethan Haider	6-3	209	L	Maple Grove, Minn.	Sept. 4, 2001	Sioux City (USHL)
Connor Ingram	6-2	196	L	Imperial, Sask.	March 31, 1997	Milwaukee (AHL)
Kasimir Kaskisuo	6-3	194	L	Vantaa, Finland	Oct. 2, 1993	Toronto (AHL)/Toronto (NHL)
Pekka Rinne	6-5	217	L	Kempele, Finland	Nov. 3, 1982	Nashville (NHL)
Juuse Saros	5-11	180	L	Forsaa, Finland	April 19, 1995	Nashville (NHL)
Tomas Vonnacka	6-3	185	L	Trutnov, Czech Republic	May 2, 1999	Connecticut (Hockey East)



HOW THE PREDATORS WERE BUILT

SEASON	ENTRY DRAFTS (SIGNED)	ENTRY DRAFTS (UNSIGNED)	TRADES/COMPENSATION	PRO/AMATEUR FREE AGENTS	WAIVERS
1998-99: 28-47-7 (63 pts) 12th, Western Conference					
1999-00: 28-40-7-7 (70 pts) 13th, Western Conference					
2000-01: 34-36-9-3 (80 pts) 10th, Western Conference					
2001-02: 28-41-13-0 (69 pts) 14th, Western Conference					
2002-03: 27-35-13-7 (74 pts) 13th, Western Conference					
2003-04: 38-29-11-4 (91 pts) 8th, Western Conference					
2004-05: Did Not Play	Pekka Rinne - 8th/258th				
2005-06: 49-25-8 (106 pts) 4th, Western Conference					
2006-07: 51-23-8 (110 pts) 4th, Western Conference					
2007-08: 41-32-9 (91 pts) 8th, Western Conference					
2008-09: 40-34-8 (88 pts) 10th, Western Conference	Roman Josi - 2nd/38th				
2009-10: 47-29-6 (100 pts) 7th, Western Conference	Ryan Ellis - 1st/11th Mattias Ekholm - 4th/102nd				
2010-11: 44-27-11 (99 pts) 5th, Western Conference					
2011-12: 48-26-8 (104 pts) 4th, Western Conference					
2012-13: 16-23-9 (41 pts) 14th, Western Conference	Colton Sissons - 2nd/50th		Filip Forsberg from WSH (4/3/13)		
2013-14: 38-32-12 (8 pts) 10th, Western Conference	Juuse Saros - 4th/99th		Calle Jarnkrok from DET (3/5/14)		
2014-15: 47-25-10 (104 pts) 3rd, Western Conference	Viktor Arvidsson - 4th/112th				
2015-16: 41-27-14 (96 pts) 7th, Western Conference	Yakov Trenin - 2nd/55th Tommy Novak - 3rd/85th Anthony Richard - 4th/100th Alexandre Carrier - 4th/115th		Ryan Johansen from CBJ (1/6/16)		
2016-17: 41-29-12 (94 pts) 8th, Western Conference	Dante Fabbro - 1st/17th Rem Pittlick - 3rd/76th Frederic Allard - 3rd/78th Patrick Harper - 5th/138th				
2017-18: 53-18-11 (117 pts) 1st, Western Conference	Eeli Tolvanen - 1st/30th	Grant Mismash - 2nd/61st David Farrance - 3rd/92nd Tomas Vomacka - 5th/154th		Tanner Jeannot Amateur FA (4/3/18)	



HOW THE PREDATORS WERE BUILT

SEASON	ENTRY DRAFTS (SIGNED)	ENTRY DRAFTS (UNSIGNED)	TRADES/COMPENSATION	PRO/AMATEUR FREE AGENTS	WAIVERS
2018-19: 47-29-6 (100 pts) 3rd, Western Conference		Jachym Kondelik - 4th/111th Spencer Stastney - 5th/131st Vladislav Yeryomenko - 5th/151st	Mikael Granlund <i>from MIN (2/25/19)</i> Connor Ingram <i>from TBL (6/14/19)</i>	Jarred Tinordi <i>Pro FA (7/7/18)</i> Rocco Grimaldi <i>Pro FA (7/7/18)</i> Lukas Craggs <i>Amateur FA (4/5/19)</i> Brandon Fortunato <i>Amateur FA (4/5/19)</i> Josh Wilkins <i>Amateur FA (4/18/19)</i> Mathieu Olivier <i>Pro FA (5/1/19)</i>	
2019-20: 35-26-8 (78 pts) 6th, Western Conference	Philip Tomasino - 1st/24th Egor Afanasyev - 2nd/45th	Alexander Campbell - 3rd/65th Marc Del Gaizo - 4th/109th Semyon Chistyakov - 4th/117th Ethan Haider - 5th/148th Isak Wallther - 6th/179th Juuso Parssinen - 7th/210th	Jeremy Davies <i>from NJD (6/22/19)</i> Michael McCarron <i>from MTL (1/7/20)</i> Ben Harpur <i>from TOR (2/23/20)</i>	Matt Duchene <i>Pro FA (7/1/19)</i> Cole Smith <i>Amateur FA (3/19/20)</i> Sean Malone <i>Pro FA (7/15/20)</i> Devin Cooley <i>Amateur FA (9/29/20)</i>	
2020-21:	Luke Evangelista - 2nd/42nd Luke Prokop - 3rd/73rd	Iaroslav Askarov - 1st/11th Adam Wilisby - 4th/101st Luke Reid - 6th/166th Gunnarwolfe Fontaine - 7th/202nd Chase McLane - 7th/207th	Luke Kunin <i>from MIN (10/7/20)</i> Michael Carcone <i>from OTT (12/21/20)</i>	Mark Borowiecki <i>Pro FA (10/9/20)</i> Matt Benning <i>Pro FA (10/9/20)</i> Nick Cousins <i>Pro FA (10/10/20)</i> Brad Richardson <i>Pro FA (10/12/20)</i> Tyler Lewington <i>Pro FA (10/13/20)</i> Kasimir Kaskisuo <i>Pro FA (10/13/20)</i> Erik Haula <i>Pro FA (12/23/20)</i>	
TOTALS:	20	17	10	18	0

33

VIKTOR ARVIDSSON

POS: RW | HT: 5-9 | WT: 180 | SHOT: Right



CAREER HIGHLIGHTS

MOST GOALS, GAME

3 - twice, last: Jan. 15, 2019 vs. Washington

LONGEST GOAL STREAK

3 - seven times, last: (3g) Dec. 23-28, 2019

CAREER OVERTIME POINTS

5 (2g-3a)

MOST ASSISTS, GAME

3 - Dec. 20, 2016 at New Jersey

LONGEST ASSIST STREAK

3 - twice, last: (3a) March 5-10, 2020

FIRST NHL GAME

March 21, 2015 vs. Buffalo

MOST POINTS, GAME

4 (2g-2a) - April 6, 2017 at Dallas

LONGEST POINT STREAK

5 - four times, last: (6g-1a) Jan. 9-17, 2019

FIRST NHL GOAL

Oct. 8, 2015 vs. Carolina (Cam Ward)

MOST PIM, GAME

15 - Nov. 28, 2015 vs. Buffalo

CAREER HAT TRICKS

2 - last: Jan. 15, 2019 vs. Washington

FIRST GAME WITH NASHVILLE

March 21, 2015 vs. Buffalo

MOST SHOTS, GAME

9 - Feb. 19, 2018 vs. Ottawa

CAREER PENALTY SHOTS

None

FIRST GOAL WITH NASHVILLE

Oct. 8, 2015 vs. Carolina (Cam Ward)

SINGLE-SEASON HIGHS

GAMES PLAYED
2016-17 **80**GOALS
2018-19 **34**ASSISTS
2017-18 **32**POINTS
2016-17; 2017-18 **61**PLUS-MINUS
2017-18 **+20**SHOTS
2017-18 **247**

INTERNATIONAL RECORD | SWEDEN

YEAR	EVENT	GP	G	A	PTS	PIM
2011	U-18 World Championship	5	0	1	1	8
2013	World Junior Championship	6	4	1	5	6
2018	World Championship	5	3	0	3	6

2019-20 SEASON

- Tallied 15 goals in 57 games in 2019-20, his fourth career season reaching the 15-goal mark.

- Moved into sixth place on the team's all-time goals list with 117.

- Matched his career high in power-play goals with four, which was tied for the third-most on the Predators.

- Tied for the Nashville lead in postseason goals with four in three games (all vs. Arizona).

- Ended the regular season on a three-game point streak, tied for his longest of 2019-20, from March 5-10 (3a). He also matched his career-long assist streak of three games.

- Matched his career-long goal streak of three games for the seventh time from Dec. 23-28, scoring three times.

- Missed 12 games from Nov. 25-Dec. 19 after suffering a lower-body injury on Nov. 23 at St. Louis.

- Skated in his 300th career NHL game on Nov. 23 at St. Louis.

- Recorded his 200th career NHL point on Nov. 21 vs. Vancouver.

- Tallied his first multi-goal game of the season on Oct. 22 vs. Anaheim.

- Had points (3g-3a) in five of Nashville's first six games of the season (Oct. 3-15).

NHL TROPHIES

CAMPBELL BOWL
2017PRESIDENTS' TROPHY
2018

SOCIAL MEDIA

| N/A

| viktorarvidsson



ACQUIRED: June 28, 2014 - Nashville's fifth choice, 112th overall (fourth round), in the 2014 NHL Draft

PRONUNCIATION: VIHK-tuhr AHR-vihd-suhn | **DOB:** April 8, 1993 | **BIRTHPLACE:** Skellefteå, Sweden | **HOMETOWN:** Skellefteå, Sweden

CAREER RECORD								REGULAR SEASON					PLAYOFFS				
SEASON	CLUB	LEAGUE	GP	G	A	PTS	PIM	GP	G	A	PTS	PIM					
2008-09	Skellefteå U-18	Sweden U18	14	7	7	14	16	5	1	2	3	4					
2009-10	Skellefteå U-18	Sweden U18	40	52	48	100	60	3	1	1	2	0					
	Skellefteå Jr.	Sweden-Jr.	2	0	1	1	2	2	1	0	1	0					
2010-11	Skellefteå Jr.	Sweden-Jr.	40	15	19	34	51	5	3	3	6	4					
	Skellefteå U-18	Sweden U18	4	7	7	14	18	7	4	6	10	4					
2011-12	Skellefteå	SHL	3	0	0	0	0	--	--	--	--	--					
	Skellefteå Jr.	Sweden-Jr.	43	25	17	42	18	3	0	0	0	0					
2012-13	Skellefteå	SHL	4	0	0	0	0	--	--	--	--	--					
	Skellefteå Jr.	Sweden-Jr.	4	3	1	4	0	--	--	--	--	--					
2013-14	Skellefteå	SHL	49	7	5	12	12	13	6	2	8	2					
	Skellefteå	SHL	50	16	24	40	59	14	4	12	16	4					
2014-15	Milwaukee	AHL	70	22	33	55	43	--	--	--	--	--					
	Nashville	NHL	6	0	0	0	0	--	--	--	--	--					
2015-16	Milwaukee	AHL	17	8	10	18	6	--	--	--	--	--					
	Nashville	NHL	56	8	8	16	35	14	1	1	2	8					
2016-17	Nashville	NHL	80	31	30	61	28	22	3	10	13	19					
2017-18	Nashville	NHL	78	29	32	61	36	13	5	4	9	6					
2018-19	Nashville	NHL	58	34	14	48	26	6	0	0	0	2					
2019-20	Nashville	NHL	57	15	13	28	26	4	3	0	3	2					
NHL/PREDATORS TOTALS			335	117	97	214	151	59	12	15	27	37					

CAREER NOTES

- Sits sixth on the Predators' all-time goals list with 117.
- Is seventh on the team's all-time postseason goals list with 12 and is eighth in points with 27.
- Has scored .35 goals-per-game, tied for the third-best mark in franchise history (min. 82 games played) and trailing only Filip Forsberg (.36) and Jason Arnott (.39).
- He sits tied for second in Predators history in shorthanded goals with 10.
- Set the Predators franchise record for goals in a single season with 34 in 2018-19. That same season, he established a franchise record for goals-per-game in a single campaign and was third in the NHL at .59.
- He scored his 30th goal of the 2018-19 season in his 49th game, the fewest individual games required to hit that mark in franchise history.
- In 2018-19, he set the Predators record for even-strength goals (29) and multi-goal games (7) in a season.
- Established a career high in assists (32) and plus-minus (+20) and matched his career high in points (61) in the 2017-18 season.
- Scored the game-winning goal in Game 6 of Nashville's 2018 Second Round series at Winnipeg; also recorded a +4 rating in that game, becoming one of just seven players to reach that mark in a single game in franchise playoff history.
- Set his career high in points with 61 (31g-30a) in the 2016-17 season.
- Led the NHL in shorthanded goals with five in 2016-17, also a single-season franchise record.
- Tallied 13 points (3g-10a) in 22 postseason games in 2017 en route to an appearance in the Stanley Cup Final.
- Scored his first career postseason goal in Game 6 of Nashville's 2016 Second Round series vs. San Jose, tallying 2:03 into overtime.
- Became the only player selected outside the first round of the 2014 NHL Draft to skate in a game in 2014-15.
- Won the Le Mat Trophy as Swedish Hockey League champions with Skellefteå in back-to-back seasons in 2013 and 2014.
- Named the 2012 Swedish Junior Player of the Year.



MOST GOALS SINCE 2016-17

No.	PLAYER	GP	G
1)	Viktor Arvidsson	273	109
2)	Filip Forsberg	276	103
3)	Craig Smith	302	76
4)	Roman Josi	298	57
	Ryan Johansen	309	57
6)	Calle Jarnkrok	292	56
7)	Nick Bonino	219	47
8)	Kevin Fiala	198	44
9)	Colton Sissons	271	41
10)	Ryan Ellis	246	40

5

MATT BENNING

POS: D | HT: 6-1 | WT: 203 | SHOT: Right



CAREER HIGHLIGHTS

MOST GOALS, GAME

1 - 15 times, last: Jan. 29, 2020 vs. Calgary

LONGEST GOAL STREAK

3 (3g) - March 11-16, 2019

CAREER OVERTIME POINTS

1 (1a)

MOST ASSISTS, GAME

2 - twice, last: Oct. 2, 2019 vs. Vancouver

LONGEST ASSIST STREAK

3 (3a) - March 1-5, 2018

FIRST NHL GAME

Nov. 1, 2016 at Toronto

MOST POINTS, GAME

2 - six times, last: (2a) Oct. 2, 2019 vs. Vancouver

LONGEST POINT STREAK

3 - twice, last: (3g-1a) March 11-16, 2019

FIRST NHL GOAL

Jan. 7, 2017 at New Jersey (Cory Schneider)

MOST PIM, GAME

12 - Nov. 18, 2017 at Dallas

CAREER HAT TRICKS

None

FIRST GAME WITH NASHVILLE

None

MOST SHOTS, GAME

6 - Oct. 28, 2017 vs. Washington

CAREER PENALTY SHOTS

None

FIRST GOAL WITH NASHVILLE

None

SINGLE-SEASON HIGHS

GAMES PLAYED
2017-18 **73**GOALS
2017-18 **6**ASSISTS
2017-18 **15**POINTS
2017-18 **21**PLUS-MINUS
2018-19 **+11**SHOTS
2017-18 **111**

SOCIAL MEDIA

| N/A

| mattbenzzzz

2019-20 SEASON

- Played in 43 games for the Edmonton Oilers, his fourth career NHL season.

- Tallied a goal and seven assists for eight points, the sixth-most among Edmonton blueliners.

- Led all Oilers defensemen and was second on his team in plus-minus with a +8 rating.

- Sat seventh on the Oilers in hits (78) and ninth in blocked shots (34).

- Averaged 13:14 of ice time.

- Recorded two separate two-game point streaks on Jan. 29-31 (1g-1a) and Nov. 2-4 (2a).

- Began the season with two assists in Edmonton's opening game against Vancouver on Oct. 2.

- Recorded a +3 rating in two games - Oct. 2 vs. Vancouver and Jan. 31 vs. St. Louis.

- Picked up an assist in Game 3 of Edmonton's Qualifying Round series vs. Chicago.

- Also featured in three games for the AHL's Bakersfield Condors, picking up an assist and +2 rating.



ACQUIRED: Oct. 9, 2020 - Signed as a free agent

PRONUNCIATION: MAT BEHN-ihng | DOB: May 25, 1994 | BIRTHPLACE: Edmonton, Alta. | HOMETOWN: Edmonton, Alta.

CAREER RECORD			REGULAR SEASON					PLAYOFFS				
SEASON	CLUB	LEAGUE	GP	G	A	PTS	PIM	GP	G	A	PTS	PIM
2010-11	Spruce Grove	AJHL	43	0	7	7	65	13	0	1	1	20
2011-12	Spruce Grove	AJHL	44	4	14	18	87	11	2	1	3	16
2012-13	Dubuque	USHL	57	10	16	26	73	11	1	1	2	6
2013-14	Northeastern	Hockey East	33	3	10	13	28	--	--	--	--	--
2014-15	Northeastern	Hockey East	36	0	24	24	36	--	--	--	--	--
2015-16	Northeastern	Hockey East	41	6	13	19	37	--	--	--	--	--
2016-17	Edmonton	NHL	62	3	12	15	29	12	0	3	3	12
	Bakersfield	AHL	2	1	1	2	0	--	--	--	--	--
2017-18	Edmonton	NHL	73	6	15	21	49	--	--	--	--	--
2018-19	Edmonton	NHL	70	5	12	17	33	--	--	--	--	--
2019-20	Edmonton	NHL	43	1	7	8	15	4	0	1	1	6
	Bakersfield	AHL	3	0	1	1	2	--	--	--	--	--
NHL TOTALS			248	15	46	61	126	16	0	4	4	18

CAREER NOTES

- Has skated in 248 NHL games - all with Edmonton - since making his League debut in 2016-17, tallying 15 goals and 61 points.
- Originally selected by the Boston Bruins in the sixth round (175th overall) of the 2012 NHL Draft.
- Owns a career +32 rating, the ninth-best mark among those in his draft class.
- Recorded a career-high +11 rating during the 2018-19 season with Edmonton, which was also a team-best mark.
- Has posted two career point streaks of three games, the most recent coming from March 11-16, 2019 (3g-1a).
- Established career highs in games played (73), goals (6), assists (15), points (21), shots (111) and average TOI (17:17) in 2017-18 with the Oilers.
- Appeared in 62 games as a rookie in 2016-17, posting 15 points (3g-12a) and 29 penalty minutes. His 12 assists were the most among Oilers rookies.
- Owns four points (4a) in 16 career Stanley Cup Playoff games.
- Before turning pro, played three seasons for Northeastern University (2013-16), serving as an alternate captain during his junior year in 2015-16.

- Won the Hockey East conference title in 2015-16.
- Played one season in the USHL for the Dubuque Fighting Saints, winning the Clark Cup as league champions.
- His grandfather, Elmer, was an NHL scout for Montreal for nearly 50 years; his father, Brian, played in 568 career NHL games from 1985-95; and his uncle, Jim, is the general manager of the Vancouver Canucks.



DID YOU KNOW?

Matt Benning is one of just 23 former Northeastern University players to appear in an NHL game. Benning joins Predators GM David Poile, scout Rob Cowie and prospect Jeremy Davies as members of the organization who played for Northeastern; Poile was a former Huskies captain and had 118 points (82g-36a) in 64 games for the school from 1967-70.



90

MARK BOROWIECKI

POS: D | HT: 6-1 | WT: 207 | SHOT: Left



CAREER HIGHLIGHTS

MOST GOALS, GAME

1 - 15 times, last: Feb. 1, 2020 at Toronto

LONGEST GOAL STREAK

None

CAREER OVERTIME POINTS

None

MOST ASSISTS, GAME

2 - Nov. 2, 2019 at Boston

LONGEST ASSIST STREAK

3 - three times, last: (3a) Dec. 19-23, 2019

FIRST NHL GAME

Jan. 19, 2012 at San Jose

MOST POINTS, GAME

2 - twice, last: (1g-1a) Dec. 21, 2019 vs. Philadelphia

LONGEST POINT STREAK

4 (2g-3a) - Dec. 17-23, 2019

FIRST NHL GOAL

Nov. 7, 2013 vs. Montreal (Carey Price)

MOST PIM, GAME

24 - Nov. 17, 2013 vs. Columbus

CAREER HAT TRICKS

None

FIRST GAME WITH NASHVILLE

None

MOST SHOTS, GAME

6 - Oct. 10, 2017 at Vancouver

CAREER PENALTY SHOTS

None

FIRST GOAL WITH NASHVILLE

None

SINGLE-SEASON HIGHS

GAMES PLAYED
2016-17 **70**GOALS
2019-20 **7**ASSISTS
2019-20 **11**POINTS
2019-20 **18**PLUS-MINUS
2014-15 **+15**SHOTS
2017-18 **66**

SOCIAL MEDIA

| N/A

| itsborocoprunning

2019-20 SEASON

- Served as an alternate captain for the Ottawa Senators in his sixth full NHL season.
- Established career highs in goals (7), assists (11), points (18), average TOI (17:56) and blocked shots (120) in 53 games with the Senators.
- Led Ottawa blueliners in hits (199) and was second in blocked shots (120).
- Tied for third among Sens defensemen in plus-minus (+1).
- Scored his first career shorthanded goal on Jan. 28 at Buffalo.
- Posted an assist and a +3 rating in a career-best 25:58 of ice time on Dec. 23 vs. Buffalo.
- Recorded a career-best point streak of four games (2g-3a) from Dec. 17-23.
- Matched his career-best assist streak of three games for the third time from Dec. 19-23 (3a).
- Tallied two assists on Nov. 2 at Boston, a career high.



ACQUIRED: Oct. 9, 2020 - Signed as a free agent

PRONUNCIATION: MAHRK BOHR-vee-YHET-skee | DOB: July 12, 1989 | BIRTHPLACE: Ottawa, Ont. | HOMETOWN: Ottawa, Ont.

CAREER RECORD			REGULAR SEASON					PLAYOFFS				
SEASON	CLUB	LEAGUE	GP	G	A	PTS	PIM	GP	G	A	PTS	PIM
2006-07	Smiths Falls	CJHL	53	3	25	28	85	6	0	0	0	10
2007-08	Smiths Falls	CJHL	46	2	24	26	80	15	1	10	11	22
2008-09	Clarkson	ECAC	33	1	1	2	24	--	--	--	--	--
2009-10	Clarkson	ECAC	35	8	11	19	55	--	--	--	--	--
2010-11	Clarkson	ECAC	31	3	8	11	67	--	--	--	--	--
	Binghamton	AHL	9	0	0	0	6	21	0	2	2	8
2011-12	Binghamton	AHL	73	5	17	22	127	--	--	--	--	--
	Ottawa	NHL	2	0	0	0	2	--	--	--	--	--
2012-13	Binghamton	AHL	53	4	10	14	157	3	1	0	1	4
	Ottawa	NHL	6	0	0	0	18	--	--	--	--	--
2013-14	Binghamton	AHL	50	2	6	8	158	4	0	0	0	4
	Ottawa	NHL	13	1	0	1	48	--	--	--	--	--
2014-15	Ottawa	NHL	63	1	10	11	107	6	0	0	0	6
2015-16	Ottawa	NHL	63	1	1	2	107	--	--	--	--	--
2016-17	Ottawa	NHL	70	1	2	3	154	2	0	0	0	2
2017-18	Ottawa	NHL	52	3	8	11	64	--	--	--	--	--
2018-19	Ottawa	NHL	53	1	4	5	89	--	--	--	--	--
2019-20	Ottawa	NHL	53	7	11	18	58	--	--	--	--	--
NHL TOTALS			375	15	36	51	647	8	0	0	0	8

CAREER NOTES

- Veteran of 375 career NHL games - all with the Ottawa Senators - since making his League debut during the 2011-12 season.
- Has recorded 15 goals and 51 points with Ottawa, reaching double-digit points in a season three times (2014-15, 2017-18 and 2019-20).
- Enjoyed a career year in 2019-20, establishing highs in goals (7), assists (11), points (18), average TOI (17:56) and blocked shots (120).
- Owns the third-most hits among all NHL skaters since the 2014-15 season, dishing out 1,505. Among NHL skaters with at least 300 games played in that time span, his 16.59 hits per 60 minutes of play is the fifth-highest.
- Served as an alternate captain for the Sens for two seasons (2018-20).
- Selected by the Professional Hockey Writers' Association as Ottawa's nominee for the 2018 Bill Masterton Memorial Trophy; named the Senators' nominee for the 2018 King Clancy Memorial Trophy.
- Led the NHL in both penalty minutes (154) and hits (364) in 2016-17.
- Dished out 14 hits on Dec. 5, 2016 at Pittsburgh, tied for the fourth-most in an NHL game since hits were first recorded in 1997-98.

- Was second among Senators defensemen and fourth among all team skaters in plus-minus in 2014-15 (+15).
- Captained the AHL's Binghamton Senators for two seasons from 2012-14.
- Appeared in the 2012 AHL All-Star Classic.
- Won the Calder Trophy as champions of the AHL with Binghamton in 2011, his first partial professional season, appearing in 21 postseason games.
- Spent three seasons at Clarkson University from 2008-11, captaining the Golden Knights as a junior in 2010-11.



MOST HITS SINCE 2014-15

No.	PLAYER	GP	HITS
1)	Matt Martin	412	1711
2)	Ryan Reaves	455	1578
3)	Mark Borowiecki	354	1505
4)	Milan Lucic	473	1416
5)	Cal Clutterbuck	405	1415
6)	Tom Wilson	440	1400
7)	Leo Komarov	415	1310
8)	Radko Gudas	384	1288
9)	Alex Ovechkin	473	1246
10)	Marcus Foligno	430	1240

21

NICK COUSINS

POS: C | HT: 5-11 | WT: 183 | SHOT: Left



CAREER HIGHLIGHTS

MOST GOALS, GAME

2 - three times, last: Jan. 18, 2020 at Montreal

LONGEST GOAL STREAK

2 - twice, last: (2g) Oct. 31-Nov. 2, 2017

CAREER OVERTIME POINTS

1 (1g)

MOST ASSISTS, GAME

2 - four times, last: Feb. 9, 2019 vs. Dallas

LONGEST ASSIST STREAK

3 (4a) - Feb. 7-12, 2019

FIRST NHL GAME

March 17, 2015 at Vancouver

MOST POINTS, GAME

3 (2g-1a) - Jan. 22, 2018 vs. NY Islanders

LONGEST POINT STREAK

3 - three times, last: (2g-2a) Jan. 16-27, 2020

FIRST NHL GOAL

Feb. 11, 2016 vs. Buffalo (Robin Lehner)

MOST PIM, GAME

12 - Feb. 22, 2020 at Ottawa

CAREER HAT TRICKS

None

FIRST GAME WITH NASHVILLE

None

MOST SHOTS, GAME

6 - four times, last: Oct. 24, 2019 vs. San Jose

CAREER PENALTY SHOTS

None

FIRST GOAL WITH NASHVILLE

None

SINGLE-SEASON HIGHS

GAMES PLAYED
2018-19 **81**GOALS
2017-18 **12**ASSISTS
2018-19 **20**POINTS
2018-19 **27**PLUS-MINUS
2015-16 **+5**SHOTS
2018-19 **144**

SOCIAL MEDIA

| Cousins27

| nickcousins27

INTERNATIONAL RECORD | CANADA

YEAR	EVENT	GP	G	A	PTS	PIM
2011	U-18 World Championship	7	4	4	8	10

2019-20 SEASON

- Recorded 10 goals and 25 points in 65 games with the Montreal Canadiens and Vegas Golden Knights in 2019-20.

- Began the season with Montreal and was traded to Vegas prior to the trade deadline.

- Tallied five assists in 17 postseason games for the Golden Knights, who reached the Western Conference Final.

- Posted 22 (9g-13a) of his 25 points with the Canadiens and added three points (1g-2a) in seven contests with the Golden Knights.

- Reached the 10-goal mark for the second time in his NHL career; eclipsed 20 points for the second time in as many seasons.

- Scored a career-high three power-play goals (two with Montreal, one with Vegas).

- Opened his 2019-20 campaign with five points (2g-3a) in his first six games.

- Recorded nine multi-game point streaks, including two separate three-game runs.

- Among NHL forwards, was 12th in zone exits per 60 minutes (even strength) at 25.7.



ACQUIRED: Oct. 10, 2020 - Signed as a free agent

PRONUNCIATION: NIHK KUH-zihnz | DOB: June 20, 1993 | BIRTHPLACE: Belleville, Ont. | HOMETOWN: Belleville, Ont.

CAREER RECORD			REGULAR SEASON					PLAYOFFS				
SEASON	CLUB	LEAGUE	GP	G	A	PTS	PIM	GP	G	A	PTS	PIM
2009-10	Sault Ste. Marie	OHL	67	11	21	32	34	5	0	1	1	2
2010-11	Sault Ste. Marie	OHL	68	29	39	68	56	--	--	--	--	--
2011-12	Sault Ste. Marie	OHL	65	35	53	88	88	--	--	--	--	--
	Adirondack	AHL	1	0	0	0	0	--	--	--	--	--
2012-13	Sault Ste. Marie	OHL	64	27	76	103	83	6	3	3	6	12
	Adirondack	AHL	7	0	1	1	2	--	--	--	--	--
2013-14	Adirondack	AHL	74	11	18	29	47	--	--	--	--	--
2014-15	Lehigh Valley	AHL	64	22	34	56	73	--	--	--	--	--
	Philadelphia	NHL	11	0	0	0	2	--	--	--	--	--
2015-16	Philadelphia	NHL	36	6	4	10	4	6	0	0	0	2
	Lehigh Valley	AHL	38	12	26	38	45	--	--	--	--	--
2016-17	Philadelphia	NHL	60	6	10	16	31	--	--	--	--	--
2017-18	Arizona	NHL	71	12	7	19	31	--	--	--	--	--
2018-19	Arizona	NHL	81	7	20	27	35	--	--	--	--	--
2019-20	Montreal	NHL	58	9	13	22	33	--	--	--	--	--
	Vegas	NHL	7	1	2	3	2	17	0	5	5	22
NHL TOTALS			324	41	57	98	138	23	0	5	5	24

CAREER NOTES

- Has skated in four full NHL seasons with Philadelphia, Arizona, Montreal and Vegas, appearing in 324 games.
- Enters the 2019-20 season just two points shy of 100 for his NHL career, having tallied 41 goals and 57 assists.
- Has suited up for 23 career Stanley Cup Playoff games with Vegas (17) and Philadelphia (6), recording five assists.



DID YOU KNOW?

Nick Cousins, then a member of the Arizona Coyotes, was voted the fifth-best trash-talker in the NHL in 2018-19, earning 3.31 percent of the vote in a poll conducted by the NHLPA.

- Originally drafted by the Flyers in the third round (68th overall) of the 2011 NHL Draft.
- Established career highs in games played (81), assists (20) and points (27) in 2018-19 with the Coyotes; scored a career-high 12 goals with Arizona in the previous season.
- Dished out 117 hits in 2017-18 and 115 in 2018-19.
- Tallied 11 points (6g-5a) as a 22-year-old rookie with the Flyers in 2015-16.
- Veteran of 184 career AHL games in the Philadelphia organization, recording 45 goals and 124 points.
- Earned multiple AHL honors, including Player of the Month in January 2015, Player of the Week in March 2015 and a spot in the 2016 AHL All-Star Classic.

- Played four seasons of junior hockey for the OHL's Soo Greyhounds from 2009-13.
- During his final season with the Greyhounds, he finished second in the OHL in assists (76) and third in points (103) while also posting 27 goals, the second-most on his team. His 103 points were 37 more than the next-closest Greyhounds player.



95

MATT DUCHENE

POS: C | HT: 5-11 | WT: 195 | SHOT: Left



CAREER HIGHLIGHTS

MOST GOALS, GAME

3 - Nov. 4, 2011 at Dallas

LONGEST GOAL STREAK

4 - twice, last: (4g) Feb. 11-18, 2013

CAREER OVERTIME POINTS

21 (6g-15a)

MOST ASSISTS, GAME

3 - six times, last: Oct. 3, 2019 vs. Minnesota

LONGEST ASSIST STREAK

6 (8a) - Feb. 26-March 8, 2014

FIRST NHL GAME

Oct. 1, 2009 vs. San Jose

MOST POINTS, GAME

4 - twice, last: (1g-3a) March 8, 2013 vs. Chicago

LONGEST POINT STREAK

9 (5g-4a) - Feb. 8-March 12, 2014

FIRST NHL GOAL

Oct. 17, 2009 at Detroit (Chris Osgood)

MOST PIM, GAME

7 - Nov. 14, 2013 at St. Louis

CAREER HAT TRICKS

1 - Nov. 4, 2011 at Dallas

FIRST GAME WITH NASHVILLE

Oct. 3, 2019 vs. Minnesota

MOST SHOTS, GAME

10 - Oct. 18, 2014 at Montreal

CAREER PENALTY SHOTS

None

FIRST GOAL WITH NASHVILLE

Oct. 10, 2019 vs. Washington (Braden Holtby)

SINGLE-SEASON HIGHS

GAMES PLAYED
2014-15; 2017-18

82

GOALS
2018-19

31

ASSISTS
2013-14

47

POINTS
2013-14; 2018-19

70

PLUS-MINUS
2013-14

+8

SHOTS
2013-14

217

SOCIAL MEDIA

 | Matt9Duchene

 | matt9duchene

INTERNATIONAL RECORD | CANADA

YEAR	EVENT	GP	G	A	PTS	PIM
2008	U-18 World Championship	7	5	3	8	6
2010	World Championship	7	4	3	7	0
2011	World Championship	7	0	0	0	2
2013	World Championship	8	4	1	5	0
2014	Olympics	4	0	0	0	0
2015	World Championship	10	4	8	12	2
2016	World Championship	10	5	5	10	2
2016	World Cup of Hockey	6	2	2	4	2
2017	World Championship	10	1	0	1	0

2019-20 SEASON

- Skated in 66 games during his first season with the Predators, posting 42 points (13g-29a), the third-most on the team.

- Led all Nashville forwards in assists (29) and face-off percentage (56.1).

- Tallied five of his 13 goals on the power-play, the second-most on the Preds.

- Recorded an even-strength shot attempts for percentage of 54.6 percent, the second-best mark on the team behind Craig Smith's 54.8 percent.

- Had a goal and an assist and won 64.3 percent of his faceoffs in four postseason games.

- Ended the regular season with seven points (2g-5a) in his final 12 games.

- Recorded his 10th point in his eighth game of the season on Oct. 19 vs. Florida, the quickest he's hit the 10-point mark in his career.

- Opened the season with a five-game point streak (2g-7a) from Oct. 3-12.

- His seven assists were the most by a Preds player through the team's first six games of a season in franchise history.

- Had 10 multi-point performances, including a three-assist game on Oct. 3 vs. Minnesota, his Predators debut.



ACQUIRED: July 1, 2019 - Signed as a free agent

PRONUNCIATION: MAT DOO-shayn | DOB: Jan. 16, 1991 | BIRTHPLACE: Haliburton, Ont. | HOMETOWN: Haliburton, Ont.

CAREER RECORD			REGULAR SEASON					PLAYOFFS				
SEASON	CLUB	LEAGUE	GP	G	A	PTS	PIM	GP	G	A	PTS	PIM
2007-08	Brampton	OHL	64	30	20	50	22	5	1	1	2	10
2008-09	Brampton	OHL	57	31	48	79	42	21	14	12	26	21
2009-10	Colorado	NHL	81	24	31	55	16	6	0	3	3	0
2010-11	Colorado	NHL	80	27	40	67	33	--	--	--	--	--
2011-12	Colorado	NHL	58	14	14	28	8	--	--	--	--	--
2012-13	Colorado	NHL	47	17	26	43	12	--	--	--	--	--
	Frolunda	SHL	19	4	10	14	12	--	--	--	--	--
	Ambri-Piotta	Swiss	4	2	3	5	2	--	--	--	--	--
2013-14	Colorado	NHL	71	23	47	70	19	2	0	3	3	2
2014-15	Colorado	NHL	82	21	34	55	16	--	--	--	--	--
2015-16	Colorado	NHL	76	30	29	59	24	--	--	--	--	--
2016-17	Colorado	NHL	77	18	23	41	12	--	--	--	--	--
2017-18	Colorado	NHL	14	4	6	10	4	--	--	--	--	--
	Ottawa	NHL	68	23	26	49	14	--	--	--	--	--
2018-19	Ottawa	NHL	50	27	31	58	6	--	--	--	--	--
	Columbus	NHL	23	4	8	12	2	10	5	5	10	0
2019-20	Nashville	NHL	66	13	29	42	24	4	1	1	2	2
NHL TOTALS			793	245	344	589	190	22	6	12	18	4
PREDATORS TOTALS			66	13	29	42	24	4	1	1	2	2

CAREER NOTES

- Owns 245 goals and 589 points in 793 career NHL games with Colorado, Ottawa, Columbus and Nashville.
- Originally drafted by the Avalanche in the first round (third overall) of the 2009 NHL Draft. His 589 points are the second-most among all skaters in his draft class.
- Is a two-time NHL All-Star, with his most recent nod coming at the 2016 NHL All-Star Game in Nashville.
- Has tallied 18 points (6g-12a) in 22 career Stanley Cup Playoff games, including two (1g-1a) in four games with Nashville.
- Has led his team in scoring in four of his 11 NHL campaigns.
- Posted seven career seasons with at least 50 points and 20 goals and is a two-time 30-goal scorer.
- Holds a career face-off percentage of 53.3 percent, the 14th-highest mark among centers with at least 10,000 faceoffs taken since the 2009-10 season.
- Served as an alternate captain for the Avalanche in 2016-17 and Senators from 2017-19.
- His 62.6 face-off percentage in 2017-18 led the NHL and is tied for the 10th-highest mark in a single season in League history.
- Matched his career high in points in 2018-19 with 70 (31g-39a) in 73 games spent with Ottawa and Columbus; also scored a career-best 31 goals.
- Notched his first career 30-goal season in 2015-16 with Colorado.

- Hit the 70-point mark for the first time in his career in 2013-14 with the Avalanche after posting 23 goals and 47 assists in 71 games.
- Was a finalist for the Calder Trophy in 2010 after he led all rookies in points (55) and tied for the rookie lead in goals (24).
- Has won several gold medals with Canada on the international stage, including the 2014 Olympics, 2015 and 2016 World Championships, 2016 World Cup of Hockey and 2008 U-18 World Championship.
- Starred for the OHL's Brampton Battalion from 2007-09, recording 129 points (61g-68a) in 121 career junior contests.
- He led the Battalion to the OHL's Robertson Cup Final in 2009 against Ryan Ellis' Windsor Spitfires.



DID YOU KNOW?

Matt Duchene, who was selected third overall by the Colorado Avalanche in 2009, was one of 10 first-round picks to feature on the Predators' roster during the 2019-20 season, joining Ryan Ellis, Dante Fabbro, Filip Forsberg, Mikael Granlund, Dan Hamhuis, Ryan Johansen, Jarred Tinordi, Kyle Turris and Austin Watson.

14

MATTIAS EKHOLM

POS: D | HT: 6-4 | WT: 215 | SHOT: Left



CAREER HIGHLIGHTS

MOST GOALS, GAME

1 - 45 times, last: Feb. 21, 2020 at Chicago

LONGEST GOAL STREAK

4 (4g) - Nov. 14-20, 2017

CAREER OVERTIME POINTS

7 (3g-4a)

MOST ASSISTS, GAME

2 - 17 times, last: Dec. 17, 2019 at NY Islanders

LONGEST ASSIST STREAK

5 - twice, last: (6a) Jan. 4-10, 2019

FIRST NHL GAME

Oct. 13, 2011 vs. Phoenix

MOST POINTS, GAME

2 - 32 times, last: (2a) Dec. 17, 2019 at NY Islanders

LONGEST POINT STREAK

5 - twice, last: (3g-6a) Jan. 4-10, 2019

FIRST NHL GOAL

Jan. 7, 2014 vs. San Jose (Antti Niemi)

MOST PIM, GAME

14 - Dec. 27, 2019 vs. Pittsburgh

CAREER HAT TRICKS

None

FIRST GAME WITH NASHVILLE

Oct. 13, 2011 vs. Phoenix

MOST SHOTS, GAME

8 - Dec. 27, 2018 vs. Dallas

CAREER PENALTY SHOTS

None

FIRST GOAL WITH NASHVILLE

Jan. 7, 2014 vs. San Jose (Antti Niemi)

SINGLE-SEASON HIGHS

GAMES PLAYED
2015-16; 2016-17 **82**GOALS
2017-18 **10**ASSISTS
2018-19 **36**POINTS
2018-19 **44**PLUS-MINUS
2018-19 **+27**SHOTS
2019-20 **154**

NHL TROPHIES

CAMPBELL BOWL
2017PRESIDENTS' TROPHY
2018

SOCIAL MEDIA

| MatEkh14

| matekh

INTERNATIONAL RECORD | SWEDEN

YEAR	EVENT	GP	G	A	PTS	PIM
2008	U-18 World Championship	6	1	0	1	2
2010	World Junior Championship	6	1	0	1	6
2014	World Championship	10	2	5	7	8
2015	World Championship	8	0	3	3	6
2016	World Championship	2	1	0	1	2
2016	World Cup of Hockey	4	0	0	0	2
2018	World Championship	4	1	2	3	2
2019	World Championship	8	0	2	2	4

2019-20 SEASON

• Recorded 33 points (8g-25a) in 68 games for the Predators in 2019-20, his third consecutive season with at least 30 points.

• Reached the eight-goal mark for the fourth time in his career and was two goals shy of tying his career high of 10, set in 2017-18.



• Was tied for second among Predators defensemen in goals (8) and third in points (33), assists (25) and average TOI (23:22).

• Blocked 100 shots, reaching that total for the sixth consecutive season.

• Set a career high in shots on goal with 154.

• Logged a season-high 29:25 of ice time on Jan. 5 at Anaheim, also the third-highest TOI of his career.

• Skated in his 500th career NHL game on Dec. 12 at Buffalo.

• Notched 14 points (1g-13a) during an 18-game stretch from Nov. 29-Jan. 9, a run that included a season-high point streak of four games (4a) from Jan. 4-9, a three-game point streak and two additional two-game point streaks.

• Scored Nashville's first shorthanded goal of the season - and third of his career - on Oct. 22 vs. Anaheim.

• Posted three multi-point outings, including a one-goal, one-assist game on Oct. 5 vs. Detroit.

• Tallied five points (2g-3a) in his first five games of the season (Oct. 3-12).

ACQUIRED: June 27, 2009 - Nashville's seventh choice, 102nd overall (fourth round), in the 2009 NHL Draft

PRONUNCIATION: mat-TEE-uhs EHk-holm | **DOB:** May 24, 1990 | **BIRTHPLACE:** Borlänge, Sweden | **HOMETOWN:** Mora, Sweden

CAREER RECORD			REGULAR SEASON					PLAYOFFS				
SEASON	CLUB	LEAGUE	GP	G	A	PTS	PIM	GP	G	A	PTS	PIM
2006-07	Mora U-18	Sweden U-18	5	2	2	4	6	--	--	--	--	--
	Mora Jr.	Sweden-Jr.	36	0	4	4	28	2	0	0	0	0
2007-08	Mora U-18	Sweden U-18	9	4	5	9	12	--	--	--	--	--
	Mora Jr.	Sweden-Jr.	37	5	7	12	54	--	--	--	--	--
	Mora	Sweden-2	1	0	0	0	0	6	0	0	0	2
2008-09	Mora Jr.	Sweden-Jr.	21	3	5	8	32	--	--	--	--	--
	Mora	Sweden-2	38	2	11	13	12	3	0	0	0	4
2009-10	Mora	Sweden-2	41	1	21	22	54	2	0	0	0	6
2010-11	Brynäs	SHL	55	10	23	33	38	5	0	4	4	10
2011-12	Brynäs	SHL	41	9	8	17	55	17	1	8	9	12
	Nashville	NHL	2	0	0	0	0	--	--	--	--	--
2012-13	Milwaukee	AHL	59	10	22	32	30	4	0	1	1	0
	Nashville	NHL	1	0	0	0	0	--	--	--	--	--
2013-14	Nashville	NHL	62	1	8	9	10	--	--	--	--	--
2014-15	Nashville	NHL	80	7	11	18	52	6	1	0	1	2
2015-16	Nashville	NHL	82	8	27	35	44	14	3	4	7	4
2016-17	Nashville	NHL	82	3	20	23	34	22	1	10	11	38
2017-18	Nashville	NHL	81	10	24	34	46	13	1	7	8	12
2018-19	Nashville	NHL	80	8	36	44	47	6	0	2	2	12
2019-20	Nashville	NHL	68	8	25	33	32	4	0	1	1	0
NHL/PREDATORS TOTALS			538	45	151	196	265	65	6	24	30	68

CAREER NOTES

- Has spent his entire 538-game NHL career with the Predators, tallying 196 points (45g-151a).
- Sits second among franchise defensemen in plus-minus (+71), fifth in goals (45), sixth in points (196) and assists (151).
- Has skated in 65 career Stanley Cup Playoff games, tallying six goals and 24 assists for 30 points, including 11 (1g-10a) during Nashville's run to the 2017 final.
- Set multiple career highs during the 2018-19 campaign, including points (44), assists (36) and plus-minus (+27), en route to a 10th-place finish in Norris Trophy voting.
- Posted 14 points (3g-11a) during a 10-game span from Dec. 29, 2018-Jan. 15, 2019.
- Became the third blueliner in Preds history to record four consecutive team games with multiple points from Jan. 5-10, 2019.
- Recorded a +9 plus-minus rating in Nashville's 2018 First Round series against Colorado, a franchise record for a single series.
- Scored a career-high 10 goals in the 2017-18 season.
- Found the back of the net in four consecutive games from Nov. 14-20, 2017, a career high and Predators record for a defenseman.
- Appeared in all 82 games in both the 2015-16 and 2016-17 seasons.



MOST GOALS BY A PREDATORS DEFENSEMAN

No.	PLAYER	GP	G
1)	Shea Weber	763	166
2)	Roman Josi	632	109
3)	Kimmo Timonen	573	79
4)	Ryan Ellis	527	70
5)	Mattias Ekholm	538	45
6)	Ryan Suter	542	38
7)	Marek Zidlicky	307	35
8)	P.K. Subban	211	35
9)	Andy Delmore	144	34
10)	Dan Hamhuis	600	32

- Skated in 62 games as a rookie in 2013-14, finishing 12th among first-year blueliners in games played and minutes played (1,042:38).
- Is a two-time medalist at the World Championship with Sweden, winning gold in 2018 and earning bronze in 2014.
- Won the Swedish Hockey League's Defenseman of the Year award in 2012 and was league Rookie of the Year in 2011.
- Helped Brynäs claim the 2012 Le Mat Trophy as Swedish Hockey League champions.

4

RYAN ELLIS

POS: D | HT: 5-10 | WT: 180 | SHOT: Right



CAREER HIGHLIGHTS

MOST GOALS, GAME

2 - twice, last: March 20, 2017 vs. Arizona

LONGEST GOAL STREAK

2 - six times, last: (2g) March 2-4, 2018

CAREER OVERTIME POINTS

8 (2g-6a)

MOST ASSISTS, GAME

3 - three times, last: Feb. 27, 2020 vs. Calgary

LONGEST ASSIST STREAK

5 - (9a) Oct. 12-22, 2019

FIRST NHL GAME

Dec. 26, 2011 vs. Detroit

MOST POINTS, GAME

3 - six times, last: (3a) Feb. 27, 2020 vs. Calgary

LONGEST POINT STREAK

5 - (9a) Oct. 12-22, 2019

FIRST NHL GOAL

Jan. 7, 2012 vs. Carolina (Justin Peters)

MOST PIM, GAME

15 - Nov. 21, 2016 vs. Tampa Bay

CAREER HAT TRICKS

None

FIRST GAME WITH NASHVILLE

Dec. 26, 2011 vs. Detroit

MOST SHOTS, GAME

8 - Nov. 21, 2019 vs. Vancouver

CAREER PENALTY SHOTS

None

FIRST GOAL WITH NASHVILLE

Jan. 7, 2012 vs. Carolina (Justin Peters)

SINGLE-SEASON HIGHS

GAMES PLAYED
2018-19 **82**GOALS
2016-17 **16**ASSISTS
2018-19 **34**POINTS
2018-19 **41**PLUS-MINUS
2017-18 **+26**SHOTS
2015-16 **152**

NHL TROPHIES

CAMPBELL BOWL
2017PRESIDENTS' TROPHY
2018

SOCIAL MEDIA

| N/A

| elly4kids

INTERNATIONAL RECORD | CANADA

YEAR	EVENT	GP	G	A	PTS	PIM
2008	U-18 World Championship	7	3	4	7	0
2009	World Junior Championship	6	1	6	7	0
2010	World Junior Championship	6	1	7	8	2
2011	World Junior Championship	7	3	7	10	2
2014	World Championship	8	1	4	5	0
2016	World Championship	5	1	1	2	0

2019-20 SEASON

- Posted 38 points (8g-30a) - three shy of matching his career high - despite missing 20 games due to an upper-body injury sustained at the Winter Classic on Jan. 1.

- Recorded three points (1g-2a) in four Stanley Cup Qualifying Round games while logging 26:39 of average ice time, a postseason career high.

- Among NHL defensemen finished tied for 15th in plus-minus rating (+16); tied for 20th in assists (30); 22nd in average TOI (23:30); and 24th in points (38).

- Out of League blueliners who skated in at least 41 games, was tied for seventh in points per game at .78, a career best mark.

- Tallied 11 multi-point performances, tied for the sixth-most among NHL defensemen.

- Matched his career high for points in a game for the sixth time with three (3a) on Feb. 27 vs. Calgary.

- Scored his first two career overtime goals on Oct. 26 at Tampa Bay and Dec. 21 at Boston.

- Skated in his 500th career NHL game on Nov. 23 at St. Louis.

- Recorded a career-best five-game point streak (9a) from Oct. 12-22; also set a career-best assist streak of five games in the same span.

- Became the fourth defenseman in team history and first since Mattias Ekholm in 2018-19 to post four straight multi-point games from Oct. 12-19 (8a).

- Opened the season with 12 points (1g-11a) in his first nine games.

- Posted a goal, assist and +4 plus-minus rating in Nashville's season-opening win on Oct. 3 vs. Minnesota.



ACQUIRED: June 26, 2009 - Nashville's first choice, 11th overall (first round), in the 2009 NHL Draft

PRONUNCIATION: RIGH-uhn EHL-his | **DOB:** Jan. 3, 1991 | **BIRTHPLACE:** Hamilton, Ont. | **HOMETOWN:** Freelon, Ont.

CAREER RECORD			REGULAR SEASON					PLAYOFFS				
SEASON	CLUB	LEAGUE	GP	G	A	PTS	PIM	GP	G	A	PTS	PIM
2007-08	Windsor	OHL	63	15	48	63	51	5	2	3	5	2
2008-09	Windsor	OHL	57	22	67	89	57	20	8	23	31	20
2009-10	Windsor	OHL	48	12	49	61	38	19	3	30	33	14
2010-11	Windsor	OHL	58	24	76	100	61	18	6	13	19	12
	Milwaukee	AHL	--	--	--	--	--	7	1	1	2	2
2011-12	Nashville	NHL	32	3	8	11	4	3	0	0	0	0
	Milwaukee	AHL	29	4	15	19	8	--	--	--	--	--
2012-13	Nashville	NHL	32	2	4	6	15	--	--	--	--	--
	Milwaukee	AHL	32	5	9	14	18	4	0	0	0	0
2013-14	Nashville	NHL	80	6	21	27	24	--	--	--	--	--
2014-15	Nashville	NHL	58	9	18	27	27	6	0	3	3	2
2015-16	Nashville	NHL	79	10	22	32	35	14	0	6	6	4
2016-17	Nashville	NHL	71	16	22	38	29	22	5	8	13	12
2017-18	Nashville	NHL	44	9	23	32	6	13	0	5	5	8
2018-19	Nashville	NHL	82	7	34	41	20	6	0	3	3	0
2019-20	Nashville	NHL	49	8	30	38	19	4	1	2	3	2
NHL/PREDATORS TOTALS			527	70	182	252	179	68	6	27	33	28

CAREER NOTES

- Has played every game of his NHL career with the Predators, tallying 252 points (70g-182a) in 527 appearances.
- Named Nashville's associate captain on Sept. 19, 2017.
- Among defensemen in Predators history is first in plus-minus (+113), fourth in points (252) and goals (70), fifth in assists (182), seventh in games played (527) and 10th in average TOI (20:39).
- Owns the best plus-minus rating in team history at +113 and holds a +42 advantage over second-place Mattias Ekholm (+71). It also is the second-best mark among all skaters chosen in the 2009 NHL Draft (first: Victor Hedman, +116).
- Sits second in team postseason history in assists (27) and fourth in points (33).
- Shares the franchise's longest playoff point streak (with Filip Forsberg) at seven games (4g-5a), set in 2017, and in doing so became the first NHL defenseman to record a seven-game point streak in the postseason since Chris Pronger and Jason Woolley in 1998.
- Is one of 19 NHL defensemen to record at least 30 points in each of the last five seasons.
- Set career highs in points (41) and assists (34) while playing in all 82 games for the first time in his career in 2018-19. Also established career bests in blocked shots (154), hits (71) and takeaways (54).
- Tallied 32 points (9g-23a) in 2017-18 despite playing in only 44 games due to an offseason knee surgery.
- His +26 rating in 2017-18 was tied for fifth among all NHL defensemen and was the fifth-highest in Predators history.
- Scored a career-high 16 goals in 2016-17, with the Preds going 10-2-1 when he found the back of the net.
- Tied for third on the Predators in scoring with 13 points (5g-8a) during the 2017 Stanley Cup Playoffs, helping lead Nashville to the Stanley Cup Final for the first time.
- Enjoyed a decorated junior hockey career with the OHL's Windsor Spitfires, tallying 314 points (73g-241a) in four seasons from (2007-11).
- Became the third defenseman in OHL history to record 300 career points, joining Denis Potvin (330) and Rick Corriveau (329).
- Won back-to-back Memorial Cups with the Spitfires in 2009 and 2010, being named to the tournament's All-Star Team in his first appearance.



DID YOU KNOW?

Known as one of the best defensemen in CHL history, Ryan Ellis won a number of awards during his four seasons with the OHL's Windsor Spitfires from 2007-11, including: 2011 CHL Player and Defenseman of the Year; 2011 OHL Most Outstanding Player; 2009 Memorial Cup All-Star Team; 2009 OHL First All-Star Team; and 2008 CHL All-Rookie Team.

57

DANTE FABBRO

POS: D | HT: 6-0 | WT: 189 | SHOT: Right



CAREER HIGHLIGHTS

MOST GOALS, GAME

1 - six times, last: Feb. 6, 2020 at Calgary

LONGEST GOAL STREAK

None

CAREER OVERTIME POINTS

None

MOST ASSISTS, GAME

1 - six times, last: Feb. 10, 2020 at Vancouver

LONGEST ASSIST STREAK

2 (2a) - Nov. 23-25, 2019

FIRST NHL GAME

March 30, 2019 vs. Columbus

MOST POINTS, GAME

2 (1g-1a) - Dec. 7, 2019 vs. New Jersey

LONGEST POINT STREAK

2 (2a) - Nov. 23-25, 2019

FIRST NHL GOAL

April 6, 2019 vs. Chicago (Cam Ward)

MOST PIM, GAME

4 - twice, last: Dec. 10, 2019 vs. San Jose

CAREER HAT TRICKS

None

FIRST GAME WITH NASHVILLE

March 30, 2019 vs. Columbus

MOST SHOTS, GAME

6 - Dec. 27, 2019 vs. Pittsburgh

CAREER PENALTY SHOTS

None

FIRST GOAL WITH NASHVILLE

April 6, 2019 vs. Chicago (Cam Ward)

SINGLE-SEASON HIGHS

GAMES PLAYED
2019-20 **64**GOALS
2019-20 **5**ASSISTS
2019-20 **6**POINTS
2019-20 **11**PLUS-MINUS
2018-19 **-1**SHOTS
2019-20 **92**

INTERNATIONAL RECORD | CANADA

YEAR	EVENT	GP	G	A	PTS	PIM
2016	U-18 World Championship	7	0	8	8	16
2017	World Junior Championship	7	0	1	1	0
2018	World Junior Championship	7	0	0	0	0
2019	World Championship	9	1	2	3	0

2019-20 SEASON

- Skated in 64 games during his first full NHL season, tallying 11 points (5g-6a).
- Tied for the fourth-most goals (5) and played in the fourth-most games (64) in a single season among rookie blueliners in Predators history.
- Averaged 19:02 of ice time, the fifth-most among NHL rookie defensemen (min. 41 GP).
- Suited up in all four of Nashville's postseason contests against Arizona, averaging 20:35 of ice time and blocking 12 shots.
- Logged a career-high 24:36 of ice time on Feb. 6 at Calgary.
- Scored his first career power-play goal on Jan. 1 against Dallas in the Winter Classic.
- Recorded his first career multi-point game with a one-goal, one-assist effort on Dec. 7 vs. New Jersey.
- Posted points in consecutive games for the first time in his career on Nov. 23-25 against St. Louis (2a).
- Scored two goals and had a +4 rating in his first seven games of the season.

SOCIAL MEDIA

 | 17Fabbro

 | 17fabbro


ACQUIRED: June 24, 2016 - Nashville's first choice, 17th overall (first round), in the 2016 NHL Draft

PRONUNCIATION: dahn-TAY FAB-roh | **DOB:** June 20, 1998 | **BIRTHPLACE:** Coquitlam, B.C. | **HOMETOWN:** Vancouver, B.C.

CAREER RECORD			REGULAR SEASON					PLAYOFFS				
SEASON	CLUB	LEAGUE	GP	G	A	PTS	PIM	GP	G	A	PTS	PIM
2013-14	Langley	BCHL	2	0	0	0	0	--	--	--	--	--
2014-15	Penticton	BCHL	44	4	29	33	16	21	4	11	15	10
2015-16	Penticton	BCHL	45	14	53	67	30	11	0	8	8	2
2016-17	Boston University	Hockey East	36	6	12	18	16	--	--	--	--	--
2017-18	Boston University	Hockey East	38	9	20	29	22	--	--	--	--	--
2018-19	Boston University	Hockey East	38	7	26	33	39	--	--	--	--	--
	Nashville	NHL	4	1	0	1	0	6	0	1	1	0
2019-20	Nashville	NHL	64	5	6	11	38	4	0	0	0	2
NHL/PREDATORS TOTALS			68	6	6	12	38	10	0	1	1	2

CAREER NOTES

- In parts of two NHL seasons has appeared in 68 career games, recording six goals and 12 points.

- Has skated in 10 career Stanley Cup Playoff games, averaging 15:29 of ice time with an assist and +1 rating.



MOST GP BY ROOKIE DEFENSEMAN

No.	PLAYER	SEASON	GP
1)	Dan Hamhuis	2003-04	80
2)	Seth Jones	2013-14	77
3)	Ryan Suter	2005-06	71
4)	Dante Fabbro	2019-20	64
5)	Kevin Klein	2008-09	63
6)	Mattias Ekholm	2013-14	62
7)	Cody Franson	2009-10	61
8)	Karlis Skrastins	1999-00	59
9)	Roman Josi	2011-12	52
10)	Kimmo Timonen	1998-99	50

- Made his NHL debut with the Predators on March 30, 2019 vs. Columbus and went on to play in four total regular-season games in 2018-19.

- Scored his first career NHL goal on April 6, 2020 vs. Chicago to help the Predators clinch their second consecutive Central Division title.

- Dressed in all six of Nashville's playoff games vs. Dallas in 2019, notching an assist in Game 3 of the First Round.

- Played three seasons of collegiate hockey for Boston University from 2016-19, appearing in 111 games while posting 80 points (22g-58a), the most among team defensemen in that span.

- Set NCAA career highs in points (33) and assists (26) with the Terriers during his junior season in 2018-19 en route to being named a Hockey East Second Team All-Star.

- As a sophomore in 2017-18 helped Boston University win the Hockey East title while being named to its second All-Star Team.

- Participated in the 2018 Spengler Cup for Canada, earning a spot on the tournament's All-Star Team after notching three points (2g-1a).

- Served as an alternate captain on Canada's gold-medal winning 2018 World Junior Championship team.

- Named the 2015-16 BCHL Top Defenseman and a BCHL First-Team All-Star while playing for the Penticton Vees, leading all league blueliners in points (14g-53a-67pts).

- Won gold with Canada at the 2016 Ivan Hlinka Memorial Tournament.

- Lists the Nashville Predators as his favorite NHL team growing up.

- Has two sisters, Gina and Sophia, who played soccer at Austin Peay State University in Clarksville, Tenn., northwest of Nashville.



9

FILIP FORSBERG

POS: LW | HT: 6-1 | WT: 205 | SHOT: Right



CAREER HIGHLIGHTS

MOST GOALS, GAME

3 - six times, last: Oct. 27, 2018 vs. Edmonton

LONGEST GOAL STREAK

6 (7g) - Nov. 2-13, 2014

CAREER OVERTIME POINTS

8 (6g-2a)

MOST ASSISTS, GAME

3 - twice, last: Feb. 1, 2019 at Florida

LONGEST ASSIST STREAK

4 (5a) - Feb. 1-7, 2015

FIRST NHL GAME

April 14, 2013 vs. Detroit

MOST POINTS, GAME

4 (3g-1a) - Feb. 27, 2016 vs. St. Louis

LONGEST POINT STREAK

7 - twice, last: (3g-7a) Nov. 11-24, 2017

FIRST NHL GOAL

Oct. 8, 2013 vs. Minnesota (Josh Harding)

MOST PIM, GAME

10 - Nov. 14, 2015 vs. Winnipeg

CAREER HAT TRICKS

6 - last: Oct. 27, 2018 vs. Edmonton

FIRST GAME WITH NASHVILLE

April 14, 2013 vs. Detroit

MOST SHOTS, GAME

9 - three times, last: Oct. 12, 2019 at Los Angeles

CAREER PENALTY SHOTS

1 - Feb. 13, 2018 vs. St. Louis (goal, Carter Hutton)

FIRST GOAL WITH NASHVILLE

Oct. 8, 2013 vs. Minnesota (Josh Harding)

SINGLE-SEASON HIGHS

GAMES PLAYED

2014-15; 2015-16
2016-17

82

GOALS

2015-16

33

ASSISTS

2017-18

38

POINTS

2015-16; 2017-18

64

PLUS-MINUS

2017-18

+27

SHOTS

2015-16

247

NHL TROPHIES

CAMPBELL BOWL

2017



PRESIDENTS' TROPHY

2018



SOCIAL MEDIA

| N/A

| forsbergfilip

INTERNATIONAL RECORD | SWEDEN

YEAR	EVENT	GP	G	A	PTS	PIM
2011	U-18 World Championship	6	4	2	6	2
2012	U-18 World Championship	6	5	2	7	6
2012	World Junior Championship	6	0	1	1	2
2013	World Junior Championship	6	3	2	5	0
2014	World Junior Championship	7	4	8	12	2
2015	World Championship	8	8	1	9	10
2016	World Cup of Hockey	4	1	1	2	2
2018	World Championship	4	2	1	3	0

2019-20 SEASON

- Tallied 48 points (21g-27a) in 63 games for Nashville during the 2019-20 season.

- Became the first player in franchise history to record six 20-goal seasons. His 21 goals led the Predators; his seven power-play goals were also a team high.

- Was second among Predators forwards in average TOI (17:21).

- Tied for the team postseason lead in both points (5) and goals (3) in four games.

- Recorded 11 multi-point performances, including two multi-goal games.

- Ended the 2019-20 regular season with two goals on March 10 at Montreal, tying Shea Weber for the second-most goals in franchise history with 166.

- Moved past Martin Erat for sole possession of the third-most goals in team history with his 164th on March 5 vs. Dallas.

- Scored his 16th goal of the season on a "lacrosse-style" play (the second player in NHL history to do so) at Rogers Arena on Jan. 14 against Edmonton.

- After missing six games due to injury from Oct. 17-29, posted seven points (4g-3a) in his next six contests from Oct. 31-Nov. 12.

- Posted a six-game point streak (5g-3a) to open the season, tying Marek Zidlicky (2003-04) for the longest point streak to begin a season in team history.

- Skated in his 400th career NHL game on Oct. 12 at Los Angeles.



ACQUIRED: April 3, 2013 - Acquired from Washington for forwards Martin Erat and Michael Latta

PRONUNCIATION: FIHL-ihp FOHRZ-buhrj | **DOB:** Aug. 13, 1994 | **BIRTHPLACE:** Ostervalva, Sweden | **HOMETOWN:** Leksand, Sweden

CAREER RECORD								REGULAR SEASON					PLAYOFFS				
SEASON	CLUB	LEAGUE	GP	G	A	PTS	PIM	GP	G	A	PTS	PIM					
2009-10	Leksand U-18	Sweden U-18	31	21	16	37	22	4	5	3	8	0					
	Leksand U-16	Sweden U-16	3	4	3	7	6	--	--	--	--	--					
	Leksand Jr.	Sweden-Jr.	--	--	--	--	--	5	0	0	0	0					
2010-11	Leksand Jr.	Sweden-Jr.	36	21	19	40	22	--	--	--	--	--					
	Leksand	Sweden-2	10	1	0	1	0	6	0	1	1	0					
	Leksand U-18	Sweden U-18	3	1	5	6	4	6	2	2	4	2					
2011-12	Leksand	Sweden-2	43	8	9	17	33	10	2	1	3	0					
	Leksand Jr.	Sweden-Jr.	6	0	1	1	2	--	--	--	--	--					
	Leksand U-18	Sweden U-18	1	0	2	2	4	--	--	--	--	--					
2012-13	Leksand	Sweden-2	38	15	18	33	16	9	5	4	9	6					
	Nashville	NHL	5	0	1	1	0	--	--	--	--	--					
2013-14	Nashville	NHL	13	1	4	5	4	--	--	--	--	--					
	Milwaukee	AHL	47	15	19	34	14	3	1	1	2	0					
2014-15	Nashville	NHL	82	26	37	63	24	6	4	2	6	4					
2015-16	Nashville	NHL	82	33	31	64	47	14	2	2	4	2					
2016-17	Nashville	NHL	82	31	27	58	32	22	9	7	16	14					
2017-18	Nashville	NHL	67	26	38	64	38	13	9	7	16	14					
2018-19	Nashville	NHL	64	28	22	50	26	6	1	1	2	6					
2019-20	Nashville	NHL	63	21	27	48	29	4	3	2	5	2					
NHL/PREDATORS TOTALS			458	166	187	353	200	65	26	23	49	30					

CAREER NOTES

- Has recorded 353 points (166g-187a) in 458 career NHL games, all with the Predators.
- Is tied for second in Predators history in goals (166); second in game-winning goals (30); third in power-play goals (45); tied for fourth in points per game (.77); fifth in points (353); and seventh in assists (187).
- Holds multiple team postseason records, including points (49); goals (26); points in a single postseason (16 in 2017 and 2018); and goals in a single postseason (9 in 2017).
- Holds the franchise's consecutive games played record at 283 games, which spanned parts of four seasons from 2014-17.
- Has led or shared the Nashville team lead in goals in four separate seasons.
- All of his franchise-record six 20-goal seasons have come consecutively since his first full NHL campaign in 2014-15; is also the only player in team history to score 25 goals in five different seasons.
- Has notched a franchise-record six hat tricks, with an additional seventh coming during the 2015 postseason.
- Owns 23 career multi-goal performances, the second-most in team history.
- Twice has been one of the NHL's monthly three stars, including February 2017 (2nd) and February 2016 (3rd).
- Has hit the 60-point mark three times, most recently in 2017-18, when he tied his career high with 64 (26g-38a).
- Posted a plus-minus rating of +27 in 2017-18, tying the franchise's single-season record.
- Rattled off a 16-game home point streak (11g-11a) to begin the 2017-18 campaign, the longest such streak by any NHL player since the start of 2015-16.
- Became the first player in Predators history to record consecutive 30-goal seasons in 2015-16 and 2016-17.
- From Feb. 21-28, 2017, became the first player in franchise history and first NHL player since 2001 to score at least 10 goals in a five-game span.
- Was named to the 2015 NHL All-Rookie Team and finished fourth in Calder Trophy voting after posting 63 points (26g-37a).
- Earned three medals - one gold (2012) and two silvers (2013 and 2014) - in three appearances at the World Junior Championship for Sweden; also won a gold medal with Sweden at the 2018 World Championship, where he scored the game-deciding goal in the shootout.



DID YOU KNOW?

Filip Forsberg's 165 goals since his first full NHL season in 2014-15 are the most by a Swedish-born player in that time span; his 347 points are the third-most.

64

MIKAEL GRANLUND

POS: LW | HT: 5-10 | WT: 185 | SHOT: Left



CAREER HIGHLIGHTS

MOST GOALS, GAME

3 - twice, last: Dec. 29, 2017 vs. Nashville

LONGEST GOAL STREAK

4 (5g) - Feb. 18-28, 2017

CAREER OVERTIME POINTS

6 (4g-2a)

MOST ASSISTS, GAME

3 - three times, last: Dec. 11, 2018 vs. Montreal

LONGEST ASSIST STREAK

6 (7a) - Jan. 12-21, 2017

FIRST NHL GAME

Jan. 19, 2013 vs. Colorado

MOST POINTS, GAME

4 - three times, last: (2g-2a) Feb. 27, 2018 vs. St. Louis

LONGEST POINT STREAK

12 (5g-12a) - Jan. 12-Feb. 4, 2017

FIRST NHL GOAL

Jan. 19, 2013 vs. Colorado (Semyon Varlamov)

MOST PIM, GAME

4 - four times, last: March 3, 2020 at Minnesota

CAREER HAT TRICKS

2 - last: Dec. 29, 2017 vs. Nashville

FIRST GAME WITH NASHVILLE

March 1, 2019 at Winnipeg

MOST SHOTS, GAME

8 - Feb. 25, 2018 vs. San Jose

CAREER PENALTY SHOTS

1 - Feb. 7, 2017 at Winnipeg (no goal; Connor Hellebuyck)

FIRST GOAL WITH NASHVILLE

March 9, 2019 vs. Carolina (Petr Mrazek)

SINGLE-SEASON HIGHS

GAMES PLAYED
2015-16 **82**GOALS
2016-17 **26**ASSISTS
2017-18 **46**POINTS
2016-17 **69**PLUS-MINUS
2016-17 **+23**SHOTS
2017-18 **193**

SOCIAL MEDIA

| N/A

| N/A

INTERNATIONAL RECORD | FINLAND

YEAR	EVENT	GP	G	A	PTS	PIM	YEAR	EVENT	GP	G	A	PTS	PIM
2009	U-18 WC	6	2	11	13	0	2012	WC	10	1	4	5	0
2009	WJC	6	2	1	3	0	2013	WC	4	1	2	3	0
2010	U-18 WC	6	4	9	13	4	2014	Olympics	6	3	4	7	4
2010	WJC	6	1	6	7	4	2016	WC	10	4	8	12	2
2011	WC	9	2	7	9	2	2016	World Cup	3	0	0	0	0
2012	WJC	7	2	9	11	0	2018	WC	8	2	7	9	2

2019-20 SEASON

- Skated in his first full season with the Predators, tallying 30 points (17g-13a) in 63 games.
- Scored 17 goals, the third-most in a season in his career and the fourth-most on Nashville.
- Tied for the team lead in game-winning goals with four, two of which were scored in overtime.
- After John Hynes was named Nashville head coach on Jan. 7, tallied 11 goals and 16 points in 28 games and led all team forwards in average TOI (19:07).
- Became the fourth player in NHL history to score a game-tying goal in the final 10 seconds of regulation and the overtime winner (regular season and playoffs) on Feb. 27 vs. Calgary.
- Tallied 10 points (6g-4a) in an 11-game span from Feb. 6-27.
- Scored his 100th career NHL goal on Dec. 28 at Pittsburgh as part of a two-goal game.
- Skated in his 500th career NHL game on Nov. 25 at St. Louis.



ACQUIRED: Feb. 25, 2019 - Acquired from Minnesota for forward Kevin Fiala

PRONUNCIATION: mih-KIGH-ehl GRAN-lund | DOB: Feb. 26, 1992 | BIRTHPLACE: Oulu, Finland | HOMETOWN: Oulu, Finland

CAREER RECORD			REGULAR SEASON					PLAYOFFS				
SEASON	CLUB	LEAGUE	GP	G	A	PTS	PIM	GP	G	A	PTS	PIM
2008-09	Karpat U-18	Finland U-18	--	--	--	--	--	3	2	4	6	2
	Karpat U-20	Finland Jr.	35	21	36	57	45	3	1	8	9	0
	Karpat	Finland	2	0	0	0	0	--	--	--	--	--
	Suomi U-20	Finland-2	6	4	3	7	10	--	--	--	--	--
2009-10	HIFK	Finland	43	13	27	40	2	6	1	5	6	0
	Suomi U-20	Finland-2	1	0	0	0	0	--	--	--	--	--
2010-11	HIFK	Finland	39	8	28	36	14	15	5	11	16	4
2011-12	HIFK	Finland	45	20	31	51	18	4	0	2	2	0
2012-13	Minnesota	NHL	27	2	6	8	6	--	--	--	--	-
	Houston	AHL	29	10	18	28	8	5	1	1	2	4
2013-14	Minnesota	NHL	63	8	33	41	22	13	4	3	7	2
2014-15	Minnesota	NHL	68	8	31	39	20	10	2	4	6	0
2015-16	Minnesota	NHL	82	13	31	44	20	6	1	2	3	0
2016-17	Minnesota	NHL	81	26	43	69	12	5	0	2	2	2
2017-18	Minnesota	NHL	77	21	46	67	18	5	1	2	3	0
2018-19	Minnesota	NHL	63	15	34	49	20	--	--	--	--	--
	Nashville	NHL	16	1	4	5	4	6	1	1	2	2
2019-20	Nashville	NHL	63	17	13	30	28	4	0	1	1	2
NHL TOTALS			540	111	241	352	150	49	9	15	24	8
PREDATORS TOTALS			79	18	17	35	32	10	1	2	3	4

CAREER NOTES

- Veteran of 540 career NHL games with Nashville and Minnesota since entering the League in the 2012-13 season.
- Originally drafted in the first round (ninth overall) by Minnesota in the 2010 NHL Draft.
- Owns 24 points (9g-15a) in 49 career Stanley Cup Playoff games with the Predators and Wild.
- Since making his NHL debut, has recorded 352 points (111g-241a), the second-most among Finnish-born skaters in that time span and the ninth-most among skaters from his draft class.
- Has hit the 40-point mark in five of his eight NHL seasons.
- Nominated for the 2017 Lady Byng Award, given to the player who exhibits the best sportsmanship and gentlemanly conduct.
- Notched a career-high 69 points (26g-43a) in 81 games during the 2016-17 season with the Wild.

- Has scored four career overtime goals, with two coming in February 2019 for the Predators.
- Tallied a career-best 12-game point streak from Jan. 12-Feb. 4, 2017 in which he tallied five goals and 12 assists; the point streak also stood as a Wild franchise record.
- Recorded his second career hat trick on Dec. 29, 2017 against current teammate and close friend Pekka Rinne.
- Scored two seconds (19:46) after the Blue Jackets' Nick Foligno did (19:44) as Minnesota and Columbus combined to tie the NHL record for fastest two goals in League history on Jan. 5, 2016.
- Has represented his native Finland multiple times in international competition, winning Gold in the 2011 World Championship; also earned a silver medal at the 2016 World Championship and bronze at the 2009 and 2010 U-18 World Championships and 2014 Olympics.
- Named to the 2014 Olympic All-Star Team after recording seven points (3g-4a) in six games.
- Captained Finland at the 2012 World Junior Championship.
- Led HIFK to the 2011 Finnish Liiga championship, earning the Finnish Player of the Year award.
- His brother, Markus, has posted 101 points (58g-43a) in 335 career NHL games with Vancouver, Calgary and Edmonton.



DID YOU KNOW?

Mikael Granlund has the rare distinction of being honored with a postage stamp in his home country. After scoring a lacrosse-style goal against Russia at the 2011 IIHF World Championship, his native Finland plastered a picture of his tally on a stamp, which quickly sold out.

23

ROCCO GRIMALDI

POS: RW | HT: 5-6 | WT: 180 | SHOT: Right



CAREER HIGHLIGHTS

MOST GOALS, GAME

2 - April 4, 2016 at Toronto

LONGEST GOAL STREAK

3 (3g) - Dec. 16-19, 2019

CAREER OVERTIME POINTS

None

MOST ASSISTS, GAME

3 - Oct. 29, 2019 vs. Chicago

LONGEST ASSIST STREAK

2 - five times, last: (2a) Jan. 4-5, 2020

FIRST NHL GAME

Nov. 1, 2014 vs. Philadelphia

MOST POINTS, GAME

3 (3a) - Oct. 29, 2019 vs. Chicago

LONGEST POINT STREAK

4 (2g-3a) - Dec. 31, 2018-Jan. 5, 2019

FIRST NHL GOAL

Nov. 22, 2014 at Nashville (Pekka Rinne)

MOST PIM, GAME

2 - 14 times, last: March 5, 2020 vs. Dallas

CAREER HAT TRICKS

None

FIRST GAME WITH NASHVILLE

Oct. 25, 2018 at New Jersey

MOST SHOTS, GAME

7 - Jan. 5, 2020 at Anaheim

CAREER PENALTY SHOTS

None

FIRST GOAL WITH NASHVILLE

Nov. 13, 2018 at San Jose (Martin Jones)

SINGLE-SEASON HIGHS

GAMES PLAYED
2019-20 **66**GOALS
2019-20 **10**ASSISTS
2019-20 **21**POINTS
2019-20 **31**PLUS-MINUS
2019-20 **+10**SHOTS
2019-20 **122**

INTERNATIONAL RECORD | UNITED STATES

YEAR	EVENT	GP	G	A	PTS	PIM
2010	U-18 World Championship	7	2	8	10	6
2011	U-18 World Championship	6	2	6	8	6
2013	World Junior Championship	7	2	2	4	4

2019-20 SEASON

- Established career highs in games played (66), goals (10), assists (21), points (31), plus-minus (+10), shots (122) and average TOI (12:39).

- Recorded an assist in four postseason games against Arizona.

- Was third among Predators forwards and fifth among all team skaters in plus-minus (+10).

- His 31 points tied for the sixth-most among Nashville forwards.

- Was one of four Predators players to record a +4 rating in a game in 2019-20, and the only player on the team to do so in multiple games (Dec. 7 vs. New Jersey and Feb. 13 vs. NY Islanders).

- Scored his first career shootout goal and first career game-deciding goal in the shootout on Feb. 22 vs. Columbus.

- Tallied five multi-point games, including back-to-back two-point performances on Jan. 4-5 at Los Angeles (1g-1a) and Anaheim (1g-1a).

- Set a career-best goal streak of three games (3g) from Dec. 16-19.

- Notched his first career game-winning goal on Nov. 29 at Carolina.

- Recorded his first career three-assist and three-point game on Oct. 29 vs. Chicago.

- Posted seven points (1g-6a) in his first nine games of the 2019-20 campaign.

SOCIAL MEDIA

| RGrimaldi23

| rgrimaldi23



ACQUIRED: July 1, 2018 - Signed as a free agent

PRONUNCIATION: RAW-koh grih-MAL-dee | DOB: Feb. 8, 1993 | BIRTHPLACE: Anaheim, Calif. | HOMETOWN: Seal Beach, Calif.

CAREER RECORD			REGULAR SEASON					PLAYOFFS				
SEASON	CLUB	LEAGUE	GP	G	A	PTS	PIM	GP	G	A	PTS	PIM
2009-10	U.S. NTDP	U-17	36	14	26	40	38	--	--	--	--	--
	U.S. NTDP	U-18	26	7	16	23	16	--	--	--	--	--
2010-11	U.S. NTDP	U-18	27	20	13	33	26	--	--	--	--	--
2011-12	North Dakota	WCHA	4	1	1	2	2	--	--	--	--	--
2012-13	North Dakota	WCHA	40	13	23	36	18	--	--	--	--	--
2013-14	North Dakota	NCHC	42	17	22	39	48	--	--	--	--	--
2014-15	San Antonio	AHL	64	14	28	42	22	3	1	0	1	4
	Florida	NHL	7	1	0	1	4	--	--	--	--	--
2015-16	Florida	NHL	20	3	2	5	2	2	0	0	0	2
	Portland	AHL	52	16	17	33	20	5	0	4	4	0
2016-17	San Antonio	AHL	72	31	24	55	39	--	--	--	--	--
	Colorado	NHL	4	0	1	1	2	--	--	--	--	--
2017-18	San Antonio	AHL	49	15	16	31	32	--	--	--	--	--
	Colorado	NHL	6	1	2	3	0	--	--	--	--	--
2018-19	Nashville	NHL	53	5	8	13	10	5	3	0	3	0
	Milwaukee	AHL	10	4	7	11	8	--	--	--	--	--
2019-20	Nashville	NHL	66	10	21	31	10	4	0	1	1	2
NHL TOTALS			156	20	34	54	28	11	3	1	4	4
PREDATORS TOTALS			119	15	29	44	20	9	3	1	4	2

CAREER NOTES

- Has appeared in a total of 156 NHL contests, tallying 20 goals and 54 points.
- Since signing with the Predators as a free agent in July 2018, has posted 44 points (15g-29a) in 119 games with the team.
- Has recorded four points (3g-1a) in 11 career Stanley Cup Playoff games.
- Originally drafted by the Florida Panthers in the second round (33rd overall) of the 2011 NHL Draft.
- Posted then-career highs of 53 games played, five goals, eight assists and 13 points in his first season with the Predators in 2018-19.
- Led the Predators in goals during the 2019 Stanley Cup Playoffs with three in five games.
- Has suited up for 247 career AHL contests with the Milwaukee Admirals, San Antonio Rampage and Portland Pirates, tallying 172 points (80g-92a).



DID YOU KNOW?

Rocco Grimaldi owns the distinction of skating in two professional hockey games in the same day. On Nov. 18, 2014, Grimaldi suited up for the AHL's San Antonio Rampage for a morning contest; during the third period, he was recalled by the NHL's Florida Panthers and played that night in Los Angeles against the Kings in his native Southern California.

- Named to the 2018 AHL All-Star Classic and was selected as the AHL Player of the Week on Jan. 29, 2017.
- Played three seasons for the University of North Dakota in 2011-12, winning a WCHA championship as a freshman in 2011-12.
- Scored the gold-medal winning goal for the U.S. at the 2013 World Junior Championship; also won gold medals with the U.S. at the 2010 and 2011 U-18 World Championships.
- Skated two seasons for USA Hockey's National Team Development Program, leading its U-18 squad in points with 73 (39g-34a) in 2010-11.
- Grew up playing roller hockey in Southern California and moved to the Detroit area to play AAA hockey for Little Caesars when he was 12.



56

ERIK HAULA

POS: LW | HT: 6-0 | WT: 193 | SHOT: Left



CAREER HIGHLIGHTS

MOST GOALS, GAME

2 - four times, last: Dec. 23, 2019 at Toronto

LONGEST GOAL STREAK

5 (5g) - Jan. 23-Feb. 2, 2018

CAREER OVERTIME POINTS

1 (1a)

MOST ASSISTS, GAME

2 - six times, last: Nov. 3, 2018 vs. Carolina

LONGEST ASSIST STREAK

4 (5a) - Jan. 18-23, 2018

FIRST NHL GAME

Nov. 29, 2013 vs. Colorado

MOST POINTS, GAME

3 - four times, last: (2g-1a) Dec. 23, 2019 at Toronto

LONGEST POINT STREAK

10 (5g-6a) - March 12-31, 2016

FIRST NHL GOAL

Jan. 18, 2014 vs. Dallas (Kari Lehtonen)

MOST PIM, GAME

15 - March 8, 2014 at Dallas

CAREER HAT TRICKS

None

FIRST GAME WITH NASHVILLE

None

MOST SHOTS, GAME

7 - March 14, 2018 vs. New Jersey

CAREER PENALTY SHOTS

None

FIRST GOAL WITH NASHVILLE

None

SINGLE-SEASON HIGHS

GAMES PLAYED
2015-16; 2017-18

76

GOALS
2017-18

29

ASSISTS
2017-18

26

POINTS
2017-18

55

PLUS-MINUS
2015-16

+21

SHOTS
2017-18

175

INTERNATIONAL RECORD | FINLAND

YEAR	EVENT	GP	G	A	PTS	PIM
2008	U-18 World Championship	6	1	3	4	2
2009	U-18 World Championship	6	3	1	4	2
2011	World Junior Championship	6	4	3	7	10
2014	World Championship	6	0	1	1	2
2016	World Cup of Hockey	1	0	0	0	0

2019-20 SEASON

- Recorded 24 points (12g-12a) in 48 games with the Carolina Hurricanes and Florida Panthers.
- Began the season with the Hurricanes and picked up 22 points (12g-10a) before being dealt to the Panthers at the trade deadline.
- Ended the season with two assists in seven games for Florida and tacked on a goal in four Stanley Cup Qualifier games.
- Hit the 20-point mark for the fourth time in his NHL career.
- Skated in his 400th career NHL game on Feb. 29 vs. Chicago.
- Tallied four multi-point performances, including a three-point game (2g-1a) on Dec. 23 at Toronto.
- Posted a season-high five-game point streak (4g-1a) from Oct. 11-18.
- Began the 2019-20 campaign with goals in his first three games.

NHL TROPHIES

CAMPBELL BOWL
2018

SOCIAL MEDIA

| EHaula

| ehaula



ACQUIRED: Dec. 23, 2020 - Signed as a free agent

PRONUNCIATION: AIR-ihk HOW-ia | DOB: March 23, 1991 | BIRTHPLACE: Pori, Finland | HOMETOWN: Pori, Finland

CAREER RECORD			REGULAR SEASON					PLAYOFFS				
SEASON	CLUB	LEAGUE	GP	G	A	PTS	PIM	GP	G	A	PTS	PIM
2007-08	Ässät U-18	Finland U-18	3	1	1	2	0	2	4	2	6	14
	Ässät U-20	Finland Jr.	40	7	15	22	26	12	2	0	2	4
2008-09	Shattuck St. Mary's 18U	Minn.-H.S.	53	26	58	84	46	--	--	--	--	--
2009-10	Omaha	USHL	56	28	44	72	59	8	2	9	11	2
2010-11	Minnesota	WCHA	34	6	18	24	22	--	--	--	--	--
2011-12	Minnesota	WCHA	43	20	29	49	30					
2012-13	Minnesota	WCHA	37	16	35	51	14	--	--	--	--	--
	Houston	AHL	6	0	2	2	2	5	1	1	2	4
2013-14	Minnesota	NHL	46	6	9	15	29	13	4	3	7	0
	Iowa	AHL	31	14	13	27	14	--	--	--	--	--
2014-15	Minnesota	NHL	72	7	7	14	32	2	1	0	1	0
2015-16	Minnesota	NHL	76	14	20	34	24	5	1	3	4	2
2016-17	Minnesota	NHL	72	15	11	26	28	4	0	1	1	0
2017-18	Vegas	NHL	76	29	26	55	37	20	3	6	9	27
2018-19	Vegas	NHL	15	2	5	7	10	--	--	--	--	--
2019-20	Carolina	NHL	41	12	10	22	20	--	--	--	--	--
	Florida	NHL	7	0	2	2	2	4	1	0	1	0
NHL TOTALS			405	85	90	175	182	48	10	13	23	29

CAREER NOTES

- Veteran of seven NHL seasons with Minnesota, Vegas, Carolina and Florida, tallying 175 points (85g-90a) in 405 games.
- Originally drafted by Minnesota in the seventh round (182nd overall) of the 2009 NHL Draft.
- Has recorded at least 20 points and 10 goals in four of his seven NHL campaigns.
- Has suited up for 48 career Stanley Cup Playoff contests with Minnesota, Vegas and Florida, notching 23 points (10g-13a).
- Missed the final 67 games of the 2018-19 season due to a knee injury.
- Increased his goal total in each of his first five NHL seasons, leading up to a career-high 29 in 2017-18 with Vegas.
- In addition to his career high in goals, also established personal bests in assists (26), points (55) and average TOI (17:22) in 2017-18.
- Led the Golden Knights in power-play goals in 2017-18 with a career-high 12.
- Posted nine points (3g-6a) in 20 games en route to an appearance in the 2018 Stanley Cup Final with Vegas.
- Spent four seasons with Minnesota from 2013-17, recording 89 points (42g-47a) in 266 contests.
- Registered a career-best 10-game point streak from March 12-31, 2016 in which he tallied five goals and six assists.
- Tallied 14 goals and 34 points in 2015-16 with the Wild.
- Appeared in 46 games as a rookie in 2013-14, tallying two assists in his first four career NHL games.



DID YOU KNOW?

Erik Haula signed with the Predators shortly after one of his best friends, Mikael Granlund, inked a deal with the team. The two have been friends since they were teenagers, and Granlund served as a groomsman in Haula's wedding. The two played four seasons together for the Minnesota Wild from 2013-17.

- Completed three seasons at the University of Minnesota from 2010-13, leading his team in scoring twice and earning a spot on the WCHA's Second All-Star Team as a junior in 2012-13.
- Posted 51 points (16g-35a) during his final collegiate campaign for the Golden Gophers.
- Earned several USHL awards during his lone season with the Omaha Lancers in 2009-10, including spots on the league's All-Rookie Team and Second All-Star Team and an appearance in the All-Star Game.
- Represented Finland internationally on a number of occasions, earning a silver medal at the 2014 World Championship and a bronze medal at the 2009 U-18 World Championship.
- Product of the Ässät youth hockey program in his native Pori, Finland.

19

CALLE JARNKROK

POS: C | HT: 5-11 | WT: 186 | SHOT: Right



CAREER HIGHLIGHTS

MOST GOALS, GAME

3 - Nov. 17, 2018 vs. Los Angeles

LONGEST GOAL STREAK

3 (3g) - Dec. 5-13, 2017

CAREER OVERTIME POINTS

4 (2g-2a)

MOST ASSISTS, GAME

3 - Jan. 20, 2018 vs. Florida

LONGEST ASSIST STREAK

5 (5a) - Feb. 22-March 2, 2018

FIRST NHL GAME

March 21, 2014 at Calgary

MOST POINTS, GAME

3 - four times, last: (1g-2a) Dec. 17, 2019 at NY Islanders

LONGEST POINT STREAK

5 - twice, last: (2g-5a) Feb. 22-March 2, 2018

FIRST NHL GOAL

March 27, 2014 vs. Buffalo (Matt Hackett)

MOST PIM, GAME

5 - Feb. 12, 2017 vs. Dallas

CAREER HAT TRICKS

1 - Nov. 17, 2018 vs. Los Angeles

FIRST GAME WITH NASHVILLE

March 21, 2014 at Calgary

MOST SHOTS, GAME

7 - twice, last: Nov. 21, 2019 vs. Vancouver

CAREER PENALTY SHOTS

None

FIRST GOAL WITH NASHVILLE

March 27, 2014 vs. Buffalo (Matt Hackett)

SINGLE-SEASON HIGHS

GAMES PLAYED
2015-16; 2016-17 **81**GOALS
2015-16; 2017-18 **16**ASSISTS
2017-18; 2019-20 **19**POINTS
2017-18 **35**PLUS-MINUS
2017-18 **+20**SHOTS
2019-20 **136**

NHL TROPHIES

CAMPBELL BOWL
2017PRESIDENTS' TROPHY
2018

SOCIAL MEDIA

| jarnkrok

| jarnkrokoofficial

INTERNATIONAL RECORD | SWEDEN

YEAR	EVENT	GP	G	A	PTS	PIM
2009	U-18 World Championship	6	2	7	9	4
2011	World Junior Championship	6	2	3	5	2
2012	World Championship	8	0	1	1	0
2013	World Championship	10	0	1	1	4
2014	World Championship	10	0	0	0	4

2019-20 SEASON

- Skated in 64 games for the Predators in his sixth full NHL season, tallying 34 points (15g-19a).
- Despite the pandemic-shortened season, was just one point shy of matching his career high of 35, which he set in 2017-18.
- Matched his career high in assists with 19, which he previously set in 2017-18.
- Was also one goal shy of tying his career high of 16, a mark he hit in 2015-16 and 2017-18.
- Recorded the game-winning goal in Game 2 of Nashville's Qualifying Round series vs. Arizona.
- Picked up his 100th career NHL assist on Feb. 13 vs. NY Islanders.
- Talled six multi-point games, including a three-point effort (1g-2a) on Dec. 17 at NY Islanders, matching his career high for points in a game.
- Scored his 10th goal in his 27th game of the season on Dec. 3 vs. Tampa Bay, the fastest he's reached the mark in his career.
- Became the second player in franchise history to score two shorthanded goals in the same game on Oct. 31 vs. Calgary.
- Skated in his 400th career NHL game on Oct. 12 at Los Angeles.



ACQUIRED: March 5, 2014 - Acquired from Detroit with Patrick Eaves and a second-round pick in the 2014 NHL Draft (traded to San Jose; San Jose selected Julius Bergman) for David Legwand

PRONUNCIATION: KAHL-leh YAHRN-krohk | **DOB:** Sept. 25, 1991 | **BIRTHPLACE:** Gävle, Sweden | **HOMETOWN:** Gävle, Sweden

CAREER RECORD			REGULAR SEASON					PLAYOFFS				
SEASON	CLUB	LEAGUE	GP	G	A	PTS	PIM	GP	G	A	PTS	PIM
2007-08	Brynäs U-18	Sweden U-18	13	4	4	8	4	3	0	3	3	4
	Brynäs Jr.	Sweden-Jr.	2	0	0	0	2	4	1	0	1	4
2008-09	Brynäs U-18	Sweden U-18	7	5	7	12	12	--	--	--	--	--
	Brynäs Jr.	Sweden-Jr.	41	8	18	26	37	5	0	1	1	0
2009-10	Brynäs Jr.	Sweden-Jr.	19	11	20	31	30	11	0	1	1	2
	Brynäs	Sweden	33	4	6	10	2	--	--	--	--	--
2010-11	Brynäs	Sweden	49	11	16	27	4	3	3	0	3	2
2011-12	Brynäs	Sweden	50	16	23	39	22	16	4	12	16	12
2012-13	Brynäs	Sweden	53	13	29	42	12	4	0	0	0	6
	Grand Rapids	AHL	9	0	3	3	0	--	--	--	--	--
2013-14	Grand Rapids	AHL	57	13	23	36	14	--	--	--	--	--
	Nashville	NHL	12	2	7	9	4	--	--	--	--	--
	Milwaukee	AHL	6	5	4	9	0	3	1	1	2	2
2014-15	Nashville	NHL	74	7	11	18	18	6	0	2	2	0
2015-16	Nashville	NHL	81	16	14	30	14	14	0	1	1	4
2016-17	Nashville	NHL	81	15	16	31	25	21	2	5	7	2
2017-18	Nashville	NHL	68	16	19	35	12	7	0	1	1	0
2018-19	Nashville	NHL	79	10	16	26	12	6	0	2	2	2
2019-20	Nashville	NHL	64	15	19	34	14	4	1	0	1	0
NHL/PREDATORS TOTALS			459	81	102	183	99	58	3	11	14	30

CAREER NOTES

- Has 183 points (81g-102a) in 459 career NHL games, all coming with the Predators.
- Owns 58 career Stanley Cup Playoff appearances, tallying 14 points (3g-11a), seven (2g-5a) of which came during Nashville's run to the 2017 Stanley Cup Final.
- Originally drafted by the Detroit Red Wings in the second round (51st overall) of the 2010 NHL Draft.
- Has recorded four seasons of at least 30 points, including a career-high 35 (16g-19a) during the 2017-18 campaign.
- Also recorded a career-high 19 assists and matched his career high of 16 goals in 2017-18, helping the Preds win the Presidents' Trophy.
- Has picked up at least one power-play goal and one shorthanded goal in each of the last five NHL seasons.
- Sits tied for fifth in franchise history in shorthanded goals (7) and tied for sixth in shorthanded points (10).
- Notched his first career hat trick on Nov. 17, 2018 vs. Los Angeles, scoring once at even strength, on the power play and shorthanded.
- Became the first player in franchise history to score a shorthanded goal in overtime on Jan. 10, 2017 vs. Vancouver; that goal came at 4:58 of overtime, the latest OT goal in team history.
- Averaged a career-high 16:08 of ice time during his 16-goal, 30-point sophomore season in 2015-16.
- Tallied 18 points (7g-11a) in 74 games as a rookie in 2014-15.

- Made his NHL debut during the 2013-14 season and went on to post nine points (2g-7a) in his first 12 NHL games.
- Tallied points (1g-4a) in each of the first five games of his NHL career, the second-longest point streak by a Preds player in the first games of their NHL career.
- Won a gold medal with Sweden at the 2013 World Championship; earned a bronze at the 2014 edition of the tournament.
- Also represented Sweden in the 2009 U-18 World Championship, 2011 World Junior Championship and 2012 World Championship.
- Helped Brynäs win the 2012 Le Mat Trophy as Swedish Hockey League champions on a team that also included Predators defenseman Mattias Ekholm.



DID YOU KNOW?

Hockey runs deep in Calle Jankrok's family - his father, Tony, played nine seasons in Sweden's second and third professional divisions, primarily for Gävle GIK from 1974-83, and his first cousin, Elias Lindholm, currently plays for the NHL's Calgary Flames.

92

RYAN JOHANSEN

POS: C | HT: 6-3 | WT: 218 | SHOT: Right



CAREER HIGHLIGHTS

MOST GOALS, GAME

2 - 11 times, last: Oct. 10, 2019 vs. Washington

LONGEST GOAL STREAK

5 (6g) - Dec. 31, 2014-Jan. 9, 2015

CAREER OVERTIME POINTS

9 (3g-6a)

MOST ASSISTS, GAME

4 - Nov. 14, 2014 at Philadelphia

LONGEST ASSIST STREAK

6 (7a) - March 19-31, 2015

FIRST NHL GAME

Oct. 7, 2011 vs. Nashville

MOST POINTS, GAME

4 (4a) - Nov. 14, 2014 at Philadelphia

LONGEST POINT STREAK

13 (8g-8a) - Dec. 18, 2014-Jan. 17, 2015

FIRST NHL GOAL

Oct. 25, 2011 vs. Detroit (Ty Conklin)

MOST PIM, GAME

15 - twice, last: Dec. 3, 2019 vs. Tampa Bay

CAREER HAT TRICKS

None

FIRST GAME WITH NASHVILLE

Jan. 8, 2016 at Colorado

MOST SHOTS, GAME

8 - April 8, 2014 vs. Phoenix

CAREER PENALTY SHOTS

None

FIRST GOAL WITH NASHVILLE

Jan. 8, 2016 at Colorado (Semyon Varlamov)

SINGLE-SEASON HIGHS

GAMES PLAYED

2013-14, 2014-15
2016-17

82

GOALS

2013-14

33

ASSISTS

2018-19

50

POINTS

2014-15

71

PLUS-MINUS

2017-18

+13

SHOTS

2013-14

237

INTERNATIONAL RECORD | CANADA

YEAR	EVENT	GP	G	A	PTS	PIM
2011	World Junior Championship	7	3	6	9	4

2019-20 SEASON

• Tallied the fifth-most points among Preds players in 2019-20 with 36 (14g-22a) in 68 games.

• Was third among Predators forwards in assists with 22.

• Found the score sheet in all four of Nashville's postseason games against Arizona, tying for the team lead in points with five (1g-4a).

• Tallied three of his 14 goals on the power play and was one of five Predators skaters to score a shorthanded goal.

• Won more than 50 percent of his faceoffs for the eighth consecutive season; his 53.2 percent mark was the second-highest on the Predators and the 34th-best in the NHL.

• Notched two game-winning goals (Dec. 10 vs. San Jose and Jan. 4 at Los Angeles).

• Recorded seven multi-point contests, including a season-high three points (3a) on Dec. 21 at Boston.

• Tallied seven points (2g-5a) in a 10-game span from Nov. 4-27.

• Won a season-high 17 faceoffs and scored a goal on Nov. 21 vs. Vancouver.

• Posted back-to-back games with two points on Oct. 10-12, including a two-goal performance in Nashville's win on Oct. 10 vs. Washington.

• Began the 2019-20 season with a five-game point streak (2g-5a) from Oct. 3-12.

NHL TROPHIES

CAMPBELL BOWL

2017



PRESIDENTS' TROPHY

2018



SOCIAL MEDIA



RyanJohansen19



ryanjohansen92



ACQUIRED: Jan. 6, 2016 - Acquired from Columbus for defenseman Seth Jones

PRONUNCIATION: RIGH-uhn joh-HAN-suhn | **DOB:** July 31, 1992 | **BIRTHPLACE:** Vancouver, B.C. | **HOMETOWN:** Vancouver, B.C.

CAREER RECORD			REGULAR SEASON					PLAYOFFS				
SEASON	CLUB	LEAGUE	GP	G	A	PTS	PIM	GP	G	A	PTS	PIM
2008-09	Penticton	BCHL	47	5	12	17	21	10	4	3	7	2
2009-10	Portland	WHL	71	25	44	69	53	13	6	12	18	18
2010-11	Portland	WHL	63	40	52	92	64	21	13	15	28	6
2011-12	Columbus	NHL	67	9	12	21	24	--	--	--	--	--
2012-13	Columbus	NHL	40	5	7	12	12	--	--	--	--	--
	Springfield	AHL	40	17	16	33	20	5	0	1	1	2
2013-14	Columbus	NHL	82	33	30	63	43	6	2	4	6	4
2014-15	Columbus	NHL	82	26	45	71	40	--	--	--	--	--
2015-16	Columbus	NHL	38	6	20	26	25	--	--	--	--	--
	Nashville	NHL	42	8	26	34	36	14	4	4	8	16
2016-17	Nashville	NHL	82	14	47	61	60	14	3	10	13	12
2017-18	Nashville	NHL	79	15	39	54	78	13	5	9	14	2
2018-19	Nashville	NHL	80	14	50	64	42	6	1	1	2	2
2019-20	Nashville	NHL	68	14	22	36	45	4	1	4	5	2
NHL TOTALS			660	144	298	442	405	57	16	32	48	38
PREDATORS TOTALS			351	65	184	249	261	51	14	28	42	34

CAREER NOTES

- Has recorded 442 points (144g-298a) in 660 career NHL games with the Predators and Columbus Blue Jackets.
- Originally drafted by Columbus in the first round (fourth overall) of the 2010 NHL Draft; his 442 career points are the fourth-most among skaters in his draft class.
- His 249 points (65g-184a) with Nashville are the second-most in franchise history by a center and the 11th-most among all skaters.
- Has tallied 28 postseason assists with the Predators, the most in franchise history; his 42 Stanley Cup Playoff points (14g-28a) are the second-most in team history.
- Set a career high in assists with 50 in 2018-19, breaking the franchise record for assists by a center in a season and becoming the second player in team history to record at least 50 assists in a season, joining Paul Kariya.
- Led the Predators in points with 64 (14g-50a) in 2018-19 and was four assists shy of Kariya's franchise record for assists in a season (54).
- Tallied 14 points (5g-9a) during the 2018 Stanley Cup Playoffs, the second-most on the Preds and tied for the third-most in a single postseason in team history.
- His nine points (3g-6a) in Nashville's 2018 Second Round series vs. Winnipeg were the second-most in a single series in team history.
- Tied for the Predators lead in points with 61 (14g-47a) in 2016-17; led the team in power-play points (23) and multi-point games (18).
- Recorded 13 points (3g-10a) in 14 Stanley Cup Playoff games in 2017 before suffering a season-ending injury during the Western Conference Final.
- Recorded 34 (8g-26a) of his 60 points (14g-46a) in 2015-16 after being acquired by the Predators in January.

- Named 2015 All-Star Game MVP at his home rink of Nationwide Arena in Columbus as a member of the Blue Jackets.
- Posted a career-best 13-game point streak from Dec. 18, 2014-Jan. 17, 2015, in which he had 16 points (8g-8a).
- Amassed 161 points (65g-96a) in 134 WHL games for the Portland Winterhawks from 2009-11.
- Named a 2011 WHL Western Conference First-Team All-Star after helping Portland reach the league final.
- Earned a silver medal with Canada at the 2011 World Junior Championship, posting nine points (3g-6a) en route to a spot on the tournament's all-star team.
- Competed in the 2010 CHL Top Prospects Game.
- Donates his personal suite for select home games to be auctioned off to raise money to fund local youth hockey initiatives and various grants to enhance youth hockey programs in Middle Tennessee.



MOST ASSISTS IN A SEASON

No.	PLAYER	SEASON	A
1)	Paul Kariya	2005-06	54
2)	Paul Kariya	2006-07	52
3)	Ryan Johansen	2018-19	50
4)	Roman Josi	2019-20	49
	J-P Dumont	2008-09	49
6)	Ryan Johansen	2016-17	47
	Roman Josi	2015-16	47
	Mike Ribeiro	2014-15	47
9)	J-P Dumont	2006-07	45
10)	Jason Arnott	2007-08	44

59

ROMAN JOSI

POS: D | HT: 6-1 | WT: 201 | SHOT: Left



CAREER HIGHLIGHTS

MOST GOALS, GAME

2 - 13 times, last: Dec. 21, 2019 at Boston

LONGEST GOAL STREAK

5 (6a) - Dec. 16-23, 2019

CAREER OVERTIME POINTS

13 (4g-9a)

MOST ASSISTS, GAME

5 - Feb. 27, 2018 at Winnipeg

LONGEST ASSIST STREAK

8 (12a) - Dec. 23, 2019-Jan. 9, 2020

FIRST NHL GAME

Nov. 26, 2011 at Detroit

MOST POINTS, GAME

5 (5a) - Feb. 27, 2018 at Winnipeg

LONGEST POINT STREAK

12 (7g-13a) - Dec. 16, 2019-Jan. 9, 2020

FIRST NHL GOAL

Dec. 10, 2011 vs. Anaheim (Dan Ellis)

MOST PIM, GAME

10 - Feb. 26, 2019 at St. Louis

CAREER HAT TRICKS

None

FIRST GAME WITH NASHVILLE

Nov. 26, 2011 at Detroit

MOST SHOTS, GAME

10 - Nov. 3, 2018 vs. Boston

CAREER PENALTY SHOTS

None

FIRST GOAL WITH NASHVILLE

Dec. 10, 2011 vs. Anaheim (Dan Ellis)

SINGLE-SEASON HIGHS

GAMES PLAYED
2018-19 **82**GOALS
2019-20 **16**ASSISTS
2019-20 **49**POINTS
2019-20 **65**PLUS-MINUS
2017-18 **+24**

NHL TROPHIES

CAMPBELL BOWL
2017PRESIDENTS' TROPHY
2018NORRIS TROPHY
2020

SOCIAL MEDIA

| N/A

| rjosi90

INTERNATIONAL RECORD | SWITZERLAND

YEAR	EVENT	GP	G	A	PTS	PIM	YEAR	EVENT	GP	G	A	PTS	PIM
2007	U-18 WC	6	1	1	2	2	2012	WC	3	0	1	1	0
2007	WJC	6	0	0	0	0	2013	WC	10	4	5	9	4
2008	U-18 WC	6	1	4	5	4	2014	Olympics	4	0	0	0	0
2008	WJC	6	0	1	1	4	2014	WC	7	1	6	7	2
2009	D-I WJC	5	3	2	5	6	2015	WC	8	2	2	4	2
2009	WJC	6	0	0	0	2	2016	World Cup	6	0	0	0	2
2010	WJC	4	1	2	3	0	2018	WC	5	0	3	3	4
2010	WC	7	1	2	3	0	2019	WC	8	1	5	6	10




ACQUIRED: June 21, 2008 - Nashville's third choice, 38th overall (second round), in the 2008 NHL Draft

PRONUNCIATION: ROH-man YO-see | **DOB:** June 1, 1990 | **BIRTHPLACE:** Bern, Switzerland | **HOMETOWN:** Bern, Switzerland

2019-20 SEASON

- Won the 2020 Norris Trophy, awarded to the NHL's top defenseman.
- Became the second player in franchise history to win an NHL award for his on-ice performance after Pekka Rinne won the Vezina Trophy in 2018.
- Established career highs in points (65), goals (16) and assists (49).



- Among NHL defensemen was first in shots (260); second in points and assists; tied for second in goals; third in average TOI (25:47); fifth in power-play points (23); and tied for ninth in power-play goals (4).
- Set the Predators franchise record for points and assists by a defenseman in a season.
- Led Nashville in points and assists.
- Recorded four two-goal games, a career high and the most among NHL defensemen.
- Posted a career-long 12-game point streak from Dec. 16-Jan. 9 (7g-13a), the second-longest point streak in Nashville history and the longest by an NHL defenseman since Shayne Gostisbehere's 15-game run in 2015-16.



- Tallied a five-game goal streak (7g) from Dec. 16-23, the longest goal streak by an NHL defenseman since Mike Green's eight-game streak (10g) in 2008-09.
- Was the only NHL blueliner to post at least 15 goals, 45 assists, 60 points, a +20 rating and 25:00 of average ice time.

- Led the Predators in scoring by a 17-point margin, becoming the eighth defenseman in NHL history to lead a team in scoring at the end of a season with at least 15 points over the next-closest skater(s).
- Led all NHL blueliners in zone exits (8.4), zone entries (5.4) and offensive zone puck possession time per game (0:55).
- Among all skaters was second in puck possession per game at 2:32 and had 149 end-to-end rushes, the fifth-most in the NHL.
- Tallied four points (4a) in four postseason games against the Arizona Coyotes.
- Signed an eight-year, \$72.472 million contract with Nashville on Oct. 29.



- Represented Nashville in the 2020 NHL All-Star Game in St. Louis, his second straight appearance and third overall.
- Named to the NHL's First All-Star Team.
- Earned a seventh-place finish in Hart Trophy voting.
- Was named the NHL's Second Star of the Week on Oct. 28 and Dec. 23.
- Finished seventh among all NHL skaters in shots on goal with 260.

59

ROMAN JOSI

POS: D | HT: 6-1 | WT: 201 | SHOT: Left

CAREER NOTES

- Has skated in all 632 of his career NHL games with the Predators, tallying 413 points (109g-304a).
- Among defensemen in Predators history is first in assists (304) and average TOI (24:49); second in points (413), goals (109) and games played (632); and third in plus-minus (+66).



- Ranks in the Top 10 among all skaters in team history in multiple categories, including assists (third); points and plus-minus (fourth); games played (fifth); goals (eighth); and power-play goals (10th).
- Has appeared in 75 career Stanley Cup Playoff games, the most among all skaters in team history.
- Sits third in team postseason history in points (36) and assists (26) and tied for eighth in goals (10).
- Named the eighth captain in Predators history on Sept. 19, 2017.



- Became the first player in Predators history to win the Norris Trophy and the second player to win a performance-based NHL award (Pekka Rinne, 2018 Vezina Trophy); also became the first Swiss-born player to win a major NHL award.
- Is a three-time NHL All-Star (2016, 2019 and 2020).
- His 413 career points are the second-most by a Swiss-born player in NHL history (first: Mark Streit, 434).
- One of two NHL defensemen (Victor Hedman) to score at least 10 goals in each of his last seven seasons; one of three NHL blueliners (Erik Karlsson, Keith Yandle) to record at least 40 points in each of his last seven seasons.
- His 379 points (99g-280a) since the 2013-14 season are the fifth-most among NHL defensemen in that time span.
- Tied the franchise record for assists and points in a game with five on Feb. 27, 2018 at Winnipeg.



MOST POINTS BY NHL DEFENSEMEN SINCE 2013-14

No.	PLAYER	GP	PTS
1)	Brent Burns	549	454
2)	Erik Karlsson	503	440
3)	Victor Hedman	504	384
4)	John Carlson	523	381
5)	Roman Josi	532	379
6)	Keith Yandle	563	356
7)	Torey Krug	520	335
8)	Mark Giordano	508	333
	Tyson Barrie	512	333
10)	Alex Pietrangolo	534	329

- Led team defensemen and was second among all Nashville skaters in points with 14 (6g-8a) in 22 games during the team's run to the 2017 Stanley Cup Final.
- Finished fifth in Norris Trophy voting in both 2014-15 and 2015-16.
- Tallied 16 points (5g-11a) in 52 games during his rookie campaign in 2011-12.
- Spent one season playing for the AHL's Milwaukee Admirals in 2010-11, posting 40 points (6g-34a) in 69 games.
- Has appeared in 16 international competitions for his native Switzerland, earning three silver medals - 2013 World Championship, 2016 World Cup of Hockey (as part of Team Europe) and 2018 World Championship.
- Named the 2013 World Championship MVP and best defenseman after recording the most points (9) and goals (4) by a blueliner in the tournament.
- Before playing in North America helped SC Bern win the Swiss league regular season and playoff titles in 2009-10.

ACQUIRED: June 21, 2008 - Nashville's third choice, 38th overall (second round), in the 2008 NHL Draft

PRONUNCIATION: ROH-man YO-see | **DOB:** June 1, 1990 | **BIRTHPLACE:** Bern, Switzerland | **HOMETOWN:** Bern, Switzerland

CAREER RECORD			REGULAR SEASON					PLAYOFFS				
SEASON	CLUB	LEAGUE	GP	G	A	PTS	PIM	GP	G	A	PTS	PIM
2006-07	Bern Jr.	Swiss-Jr.	33	14	16	30	28	14	1	3	4	2
	Switzerland U-20	Swiss-2	5	1	1	2	2	--	--	--	--	--
	Bern	Swiss	3	0	1	1	0	--	--	--	--	--
2007-08	Bern	Swiss	35	2	6	8	10	6	0	0	0	0
	Neuchâtel	Swiss-2	3	2	0	2	4	--	--	--	--	--
	Switzerland U-20	Swiss-2	2	0	1	1	0	--	--	--	--	--
2008-09	Bern	Swiss	42	7	17	24	16	6	0	0	0	2
2009-10	Bern	Swiss	26	9	12	21	12	15	6	7	13	8
2010-11	Milwaukee	AHL	69	6	34	40	22	13	1	6	7	8
2011-12	Nashville	NHL	52	5	11	16	14	10	0	0	0	10
	Milwaukee	AHL	5	1	3	4	0	--	--	--	--	--
2012-13	Nashville	NHL	48	5	13	18	8	--	--	--	--	--
	Bern	Swiss	26	6	11	17	14	--	--	--	--	--
2013-14	Nashville	NHL	72	13	27	40	18	--	--	--	--	--
2014-15	Nashville	NHL	81	15	40	55	26	6	1	0	1	0
2015-16	Nashville	NHL	81	14	47	61	43	14	1	8	9	12
2016-17	Nashville	NHL	72	12	37	49	18	22	6	8	14	12
2017-18	Nashville	NHL	75	14	39	53	24	13	0	4	4	2
2018-19	Nashville	NHL	82	15	41	56	42	6	2	2	4	4
2019-20	Nashville	NHL	69	16	49	65	41	4	0	4	4	4
NHL/PREDATORS TOTALS			632	109	304	413	234	75	10	26	36	44



11

LUKE KUNIN

POS: C | HT: 6-0 | WT: 195 | SHOT: Right



CAREER HIGHLIGHTS

MOST GOALS, GAME

2 - twice, last: Jan. 20, 2020 vs. Florida

LONGEST GOAL STREAK

None

CAREER OVERTIME POINTS

1 (1a)

MOST ASSISTS, GAME

2 - three times, last: (2a) Feb. 5, 2019 at Buffalo

LONGEST ASSIST STREAK

3 - twice, last: (3a) Jan. 12-16, 2020

FIRST NHL GAME

Oct. 14, 2017 vs. Columbus

MOST POINTS, GAME

2 - 11 times, last: (2g) Jan. 20, 2020 vs. Florida

LONGEST POINT STREAK

4 (2g-2a) - March 3-8, 2020

FIRST NHL GOAL

Oct. 26, 2017 vs. NY Islanders (Thomas Greiss)

MOST PIM, GAME

14 - Jan. 18, 2020 vs. Dallas

CAREER HAT TRICKS

None

FIRST GAME WITH NASHVILLE

None

MOST SHOTS, GAME

6 - Oct. 22, 2019 vs. Edmonton

CAREER PENALTY SHOTS

None

FIRST GOAL WITH NASHVILLE

None

SINGLE-SEASON HIGHS

GAMES PLAYED
2019-20 **63**GOALS
2019-20 **15**ASSISTS
2019-20 **16**POINTS
2019-20 **31**PLUS-MINUS
2017-18 **-3**SHOTS
2019-20 **128**

INTERNATIONAL RECORD | UNITED STATES

YEAR	EVENT	GP	G	A	PTS	PIM
2015	U-18 World Championship	7	6	0	6	2
2017	World Junior Championship	7	2	2	4	25
2019	World Championship	3	0	0	0	0

2019-20 SEASON

- Completed his third full professional season in 2019-20, spending the entire campaign with the Minnesota Wild.

- Established career highs in games played (63), goals (15), assists (16) and points (31).

- Added two goals in four postseason contests, his first career Stanley Cup Playoff series.

- Tied for the fifth-most goals on Minnesota and had the fifth-most points among Wild forwards.

- Blocked a career-high 54 shots, tied for the most among Minnesota forwards.

- Concluded the regular season with a career-best four-game point streak (2g-2a) from March 3-8.

- Was one of just three Minnesota players to score a shorthanded goal, which came on Jan. 20 at Florida as part of his second career two-goal game.

- Matched his career-long assist streak of three games (3a) from Jan. 12-16.

- Scored his second career game-winning goal on Dec. 12 vs. Edmonton in a two-point effort (1g-1a).

SOCIAL MEDIA

| lukekunin9

| lukekunin9



ACQUIRED: Oct. 7, 2020 - Acquired from Minnesota with a fourth-round pick in the 2020 NHL Draft (Adam Wilshby) for a second-round pick (Marat Khusnutdinov) and a third-round pick (traded to Detroit, Detroit selected Cemil Viro) in the 2020 NHL Draft and forward Nick Bonino

PRONUNCIATION: LEWK KUH-nihn | **DOB:** Dec. 4, 1997 | **BIRTHPLACE:** Chesterfield, Mo. | **HOMETOWN:** Chesterfield, Mo.

CAREER RECORD								REGULAR SEASON					PLAYOFFS				
SEASON	CLUB	LEAGUE	GP	G	A	PTS	PIM	GP	G	A	PTS	PIM					
2012-13	St. Louis AAA Blues	TIEHL 16U	34	30	38	68	18	--	--	--	--	--					
2013-14	U.S. NTDP	U-17	52	20	19	39	35	--	--	--	--	--					
2014-15	U.S. NTDP	U-18	61	27	15	42	34	--	--	--	--	--					
2015-16	Wisconsin	Big Ten	34	19	13	32	34	--	--	--	--	--					
2016-17	Wisconsin	Big Ten	35	22	16	38	30	--	--	--	--	--					
	Iowa	AHL	12	5	3	8	16	--	--	--	--	--					
2017-18	Minnesota	NHL	19	2	2	4	13	--	--	--	--	--					
	Iowa	AHL	36	10	9	19	34	--	--	--	--	--					
2018-19	Minnesota	NHL	49	6	11	17	27	--	--	--	--	--					
	Iowa	AHL	28	12	8	20	30	11	6	2	8	18					
2019-20	Minnesota	NHL	63	15	16	31	55	4	2	0	2	2					
NHL TOTALS			131	23	29	52	95	4	2	0	2	2					

CAREER NOTES

- Has skated in parts of three NHL seasons - all with the Minnesota Wild - tallying 52 points (23g-29a).
- Originally drafted by the Wild in the first round (15th overall) of the 2016 NHL Draft.
- Posted a 31-point increase in the 2019-20 campaign after tallying 17 points (6g-11a) in 2018-19, his first full NHL season.
- Made his Stanley Cup Playoffs debut during the 2020 Stanley Cup Qualifiers, posting two goals in four games.
- Became the first player in Minnesota Wild history to score his first career NHL goal while shorthanded on Oct. 26, 2017 vs. the NY Islanders.
- Has also recorded 47 points (27g-20a) in 76 career contests with the Iowa Wild, the team he made his professional debut with at the end of the 2016-17 season.
- Represented Iowa at the 2018 AHL All-Star Classic.
- Spent two seasons with the University of Wisconsin from 2015-17, captaining the Badgers as a sophomore in 2016-17.
- Led Wisconsin in goals (22) and points (38) in 2016-17, his final collegiate season.

- Has won five gold medals while representing the United States in international play - the 2013 and 2014 Five Nations Tournaments; the 2014 World U-17 Hockey Challenge; the 2015 World U-17 Championship; and the 2017 World Junior Championship, where he served as captain and had four points (2g-2a) in seven games.
- Played two seasons for USA Hockey's National Team Development Program from 2013-15.



DID YOU KNOW?

Luke Kunin was diagnosed with Type 1 diabetes when he was 12. After entering the NHL as a member of the Minnesota Wild, Kunin became an ambassador for the Juvenile Diabetes Research Foundation (JDRF), a global organization that funds Type 1 diabetes research.



15

BRAD RICHARDSON

POS: C | HT: 6-0 | WT: 190 | SHOT: Left



CAREER HIGHLIGHTS

MOST GOALS, GAME

4 - Feb. 28, 2019 vs. Vancouver

LONGEST GOAL STREAK

3 (3g) - Dec. 1-5, 2009

CAREER OVERTIME POINTS

5 (2g-3a)

MOST ASSISTS, GAME

3 - Dec. 19, 2006 at Edmonton

LONGEST ASSIST STREAK

3 (3a) - Dec. 31, 2015-Jan. 4, 2016

FIRST NHL GAME

Nov. 27, 2005 vs. Vancouver

MOST POINTS, GAME

4 (4g) - Feb. 28, 2019 vs. Vancouver

LONGEST POINT STREAK

4 - twice, last: (3g-2a) Oct. 25-Nov. 2, 2018

FIRST NHL GOAL

Jan. 28, 2006 vs. Vancouver (Alex Auld)

MOST PIM, GAME

10 - Dec. 30, 2009 at Calgary

CAREER HAT TRICKS

2 - last: (4g) Feb. 28, 2019 vs. Vancouver

FIRST GAME WITH NASHVILLE

None

MOST SHOTS, GAME

7 - three times, last: Dec. 22, 2018 vs. Colorado

CAREER PENALTY SHOTS

1 - March 24, 2016 vs. Dallas (no goal, Kari Lehtonen)

FIRST GOAL WITH NASHVILLE

None

SINGLE-SEASON HIGHS

GAMES PLAYED
2015-16 **82**GOALS
2018-19 **19**ASSISTS
2015-16 **20**POINTS
2015-16 **31**PLUS-MINUS
2015-16 **+8**SHOTS
2009-10 **148**

NHL TROPHIES

CAMPBELL BOWL
2012STANLEY CUP
2012

SOCIAL MEDIA

| N/A

| brichardson15

2019-20 SEASON

• Tallied 11 points (6g-5a) in 59 games with the Arizona Coyotes in 2019-20, his 15th career NHL season.

• Added three points (2g-1a) in nine postseason contests and scored the game-winning goal in overtime of Game 4 of Arizona's Qualifying Round series vs. Nashville.

• Hit the 10-point mark for the third consecutive season and 10th time in his NHL career.

• Tied for second on the Coyotes in game-winning goals with three.

• Was one of five Coyotes players to score a shorthanded goal.

• Won 54 percent of his faceoffs, the second-best mark on the Coyotes and the 29th-best in the NHL.

• Dished out 77 hits, tied for the third-most among Arizona forwards.

• Scored in two consecutive games on two occasions - Jan. 2-4 (vs. Anaheim and Philadelphia) and Feb. 22-25 (vs. Tampa Bay and Florida).

• Recorded two points (1g-1a) on Dec. 12 vs. Chicago.



ACQUIRED: Oct. 12, 2020 - Signed as a free agent

PRONUNCIATION: BRAD RIH-chuhrd-suhn | DOB: Feb. 4, 1985 | BIRTHPLACE: Belleville, Ont. | HOMETOWN: Belleville, Ont.

CAREER RECORD			REGULAR SEASON					PLAYOFFS				
SEASON	CLUB	LEAGUE	GP	G	A	PTS	PIM	GP	G	A	PTS	PIM
2001-02	Owen Sound	OHL	58	12	21	33	20	--	--	--	--	--
2002-03	Owen Sound	OHL	67	27	40	67	54	4	1	1	2	10
2003-04	Owen Sound	OHL	15	7	9	16	4	--	--	--	--	--
2004-05	Owen Sound	OHL	68	41	56	97	60	8	6	4	10	8
2005-06	Colorado	NHL	41	3	10	13	12	9	1	0	1	6
	Lowell	AHL	29	4	13	17	20	--	--	--	--	--
2006-07	Colorado	NHL	73	14	8	22	28	--	--	--	--	--
	Albany	AHL	3	0	1	1	2	--	--	--	--	--
2007-08	Colorado	NHL	22	2	3	5	8	--	--	--	--	--
	Lake Erie	AHL	38	14	26	40	18	--	--	--	--	--
2008-09	Los Angeles	NHL	31	0	5	5	11	--	--	--	--	--
	Manchester	AHL	3	1	2	3	0	--	--	--	--	--
2009-10	Los Angeles	NHL	81	11	16	27	37	6	1	1	2	2
2010-11	Los Angeles	NHL	68	7	12	19	47	6	2	3	5	2
2011-12	Los Angeles	NHL	59	5	3	8	30	13	1	0	1	4
2012-13	Los Angeles	NHL	16	1	5	6	10	11	0	1	1	0
2013-14	Vancouver	NHL	73	11	12	23	39	--	--	--	--	--
2014-15	Vancouver	NHL	45	8	13	21	34	5	0	0	0	15
2015-16	Arizona	NHL	82	11	20	31	46	--	--	--	--	--
2016-17	Arizona	NHL	16	5	4	9	15	--	--	--	--	--
2017-18	Arizona	NHL	76	3	12	15	45	--	--	--	--	--
2018-19	Arizona	NHL	66	19	8	27	22	--	--	--	--	--
2019-20	Arizona	NHL	59	6	5	11	20	9	2	1	3	4
NHL TOTALS			808	106	136	242	404	59	7	6	13	33

CAREER NOTES

- Is a veteran of 15 NHL seasons, tallying 242 points (106g-136a) in 808 games.
- Won the 2012 Stanley Cup as a member of the Los Angeles Kings.
- Amassed 13 points (7g-6a) and two game-winning goals in 59 career Stanley Cup Playoff games.
- Originally drafted by the Colorado Avalanche in the fifth round (163rd overall) of the 2003 NHL Draft.
- Has scored at least 10 goals in five different seasons, including a career-high 19 with the Coyotes in 2018-19.
- Has hit the 20-point mark six times, with his best output being a 31-point (11g-20a) campaign in 2015-16 with Arizona.
- Served as an alternate captain for the Coyotes for three seasons from 2017-20.



DID YOU KNOW?

Brad Richardson scored four goals on Feb. 28, 2019 vs. Vancouver, becoming the eighth player aged 34 or older to score four goals in a game since 1998-99.

- Has won 53 percent of his faceoffs since the 2008-09 season, the 30th-best mark among NHL skaters who have taken at least 3,000 draws in that time span.
- His 15 shorthanded goals are tied for the 16th-most in the NHL since the 2006-07 season; his 22 shorthanded points (15g-7a) are tied for the 19th-most in the NHL in that time span.
- Spent two seasons with Vancouver from 2013-15, tallying 44 points (16g-25a) in 118 games.
- During Los Angeles' Cup-winning run in 2012, skated in 13 contests, scored a goal and won 61.1 percent of his faceoffs.
- Was the Kings' nominee for the 2009-10 Bill Masterton Memorial Trophy.
- Dished out 123 hits, a career high, during the 2009-10 campaign for Los Angeles, his second with the team.
- Began his NHL career with the Avalanche, skating in 136 games with the team from 2005-08.
- Prior to turning pro, played four seasons with the OHL's Owen Sound Attack from 2001-05 and was named to the league's Third All-Star Team in 2004-05.

35

PEKKA RINNE

POS: G | HT: 6-5 | WT: 217 | CATCH: Left



CAREER HIGHLIGHTS

MOST SAVES, GAME

48 - Feb. 15, 2011 vs. San Jose

FIRST NHL GAME

Dec. 15, 2005 vs. Chicago

FIRST GAME WITH NASHVILLE

Dec. 15, 2005 vs. Chicago

MOST SHOTS AGAINST, GAME

50 - twice, last: Feb. 15, 2011 vs. San Jose

FIRST NHL WIN

Dec. 15, 2005 vs. Chicago

FIRST SHUTOUT WITH NASHVILLE

Dec. 1, 2008 at Buffalo

LONGEST WIN STREAK

11 - twice, last: Feb. 19-March 19, 2018

FIRST NHL SHUTOUT

Dec. 1, 2008 at Buffalo

FIRST NHL GOAL

Jan. 9, 2019 at Chicago

INTERNATIONAL RECORD | FINLAND

YEAR	EVENT	GP	W	L	SO	GAA	SV%
2009	World Championship	6	4	2	1	1.93	.926
2010	World Championship	4	2	2	1	1.68	.929
2014	World Championship	9	6	3	3	1.88	.928
2015	World Championship	7	5	2	3	1.69	.928
2016	World Cup of Hockey	1	0	1	0	4.00	.907

SINGLE-SEASON BESTS

GAMES PLAYED
2011-12 **73**WINS
2011-12 **43**SHUTOUTS
2017-18 **8**GOALS-AGAINST
AVERAGE
2010-11 **2.12**SAVE
PERCENTAGE
2010-11 **.930**

NHL TROPHIES

CAMPBELL BOWL
2017PRESIDENTS' TROPHY
2018VEZINA TROPHY
2018

SOCIAL MEDIA

| N/A

| pekkarinne



ACQUIRED: June 27, 2004 - Nashville's 10th choice, 258th overall (eighth round), in the 2004 NHL Draft

PRONUNCIATION: PECK-ah REEN-ay | **DOB:** Nov. 3, 1982 | **BIRTHPLACE:** Kempele, Finland | **HOMETOWN:** Oulu, Finland

2019-20 SEASON

- Started 35 games for the Predators in 2019-20, his 12th full NHL season, going 18-14-4 with a 3.17 goals-against average, .895 save percentage and three shutouts.
- Won 18 games to push his career total to 359, the 20th-most in NHL history.



- Became the 12th goaltender in NHL history to score a goal on Jan. 9 at Chicago.
- Was the seventh different goaltender in NHL history to score on a shot on goal.
- Joined Chris Mason as the only other goaltender in Predators history to score a goal; Mason was credited with a goal on April 15, 2006 vs. Phoenix.
- Recorded at least three shutouts for the sixth consecutive season.



- Made at least 30 saves in four of his victories, including a season-high 38 on Feb. 16 vs. St. Louis.
- Appeared in his 650th career NHL game on Jan. 14 at Edmonton, breaking Kari Lehtonen's record for most games played by a Finnish-born goaltender in League history.
- Moved into a tie for 20th all-time in shutouts with his 58th on Nov. 29 at Carolina.
- Set the franchise record for the longest point streak by a goalie to begin a season at 10 games (8-0-2), breaking Tomas Vokoun's mark of eight (7-0-1) set in 2006-07.
- Posted a season-long win streak of four games from Oct. 3-15.



35

PEKKA RINNE

POS: G | HT: 6-5 | WT: 217 | CATCH: Left

CAREER NOTES

- Has spent his entire 659-game NHL career with the Predators after making his League debut in 2005-06.
- Holds nearly every franchise goaltending record, including appearances (659), wins (359), shutouts (58), saves (17,025), minutes played (38,103) and goals-against average (2.42).
- Has appeared in 89 career Stanley Cup Playoff games - all as the starting goalie and consecutively - the most in franchise history by a skater or goaltender.


BEST GAA AMONG NHL GOALTENDERS WITH 300 WINS

No.	GOALTENDER	WINS	GAA
1)	Dominik Hasek	389	2.20
2)	Martin Brodeur	691	2.24
3)	Jacques Plante	437	2.38
4)	Jonathan Quick	325	2.39
5)	Pekka Rinne	359	2.42
6)	Henrik Lundqvist	459	2.43
7)	Evgeni Nabokov	353	2.44
8)	Mikhail Kiprusoff	319	2.49
	Chris Osgood	401	2.49
	Carey Price	348	2.49

- Sits 24th among goaltenders in NHL history in playoff games played (89) and tied for 25th in wins (45).
- Won his first career Vezina Trophy in 2018 after finishing first in save percentage (.927), even-strength save percentage (.939) and goals-against average (2.31).
- A four-time Vezina Trophy finalist (2011, 2012, 2015 and 2018).
- Is one of just 20 goalies in NHL history to win at least 300 games and record at least 50 shutouts.
- Owns the most games played, wins and shutouts by a Finnish-born goaltender in NHL history.

- Has recorded three 40-win seasons, tied for the second-most such campaigns in NHL history and one of only seven goaltenders in NHL history to accomplish the feat.
- Is one of eight goaltenders in NHL history to record at least eight 30-win campaigns.
- Ranked first in shutouts (58), second in wins (358) and third in games played (656) among NHL goaltenders since his first full NHL season in 2008-09.
- Led NHL goalies in games played (73) and wins (43) in 2011-12 and in shutouts in 2012-13 (5) and 2017-18 (8).
- Helped lead Nashville to its first Stanley Cup Final appearance in 2017, topping his own franchise records for wins (14), games played (22), shutouts (2), goals-against average (1.96) and assists (3) in a single postseason.



- Recorded a 0.70 goals-against average in the Predators' 2017 First Round series vs. Chicago, becoming the fourth goaltender in the expansion era (since 1967-68) to win all four games of a playoff series while recording a GAA of 0.70 or less.
- Selected to the NHL's First All-Star Team in 2017-18 and the Second All-Star Team in 2010-11.
- Named to the 2016, 2018 and 2019 NHL All-Star Games.
- Has been named one of the NHL's monthly Three Stars five times; one of the weekly Three Stars 10 times; and the Rookie of the Month in February 2009.
- Led the NHL in wins during the 2011-12 season with 43.
- Has represented Finland in four World Championship tournaments and the 2016 World Cup of Hockey.
- Won back-to-back Finland Liiga championships with Kärpät in 2003-04 and 2004-05.
- Named to the AHL All-Star Classic in 2006 and 2008 while playing for the Milwaukee Admirals.
- Won a league-best 36 games with Milwaukee in 2007-08.
- Helped launch the 365 Pediatric Cancer Fund, which raises funds and awareness for cancer research at the Monroe Carell Jr. Children's Hospital at Vanderbilt.



ACQUIRED: June 27, 2004 - Nashville's 10th choice, 258th overall (eighth round), in the 2004 NHL Draft

PRONUNCIATION: PECK-ah REEN-ay | **DOB:** Nov. 3, 1982 | **BIRTHPLACE:** Kempele, Finland | **HOMETOWN:** Oulu, Finland

CAREER RECORD			REGULAR SEASON									PLAYOFFS					
SEASON	CLUB	LEAGUE	GP	W	L	O/T	MINS	GA	SO	GAA	GP	W	L	MINS	GA	SO	GAA
2000-01	Kärpät Jr.	Finland-Jr.	20	9	4	5	1148	63	0	3.29	--	--	--	--	--	--	--
2001-02	Kärpät Jr.	Finland-Jr.	30	19	7	3	1724	61	3	2.12	3	1	2	184	10	1	3.26
2002-03	Kärpät Jr.	Finland-Jr.	25	14	8	3	1479	48	5	1.95	4	1	3	238	7	0	1.76
	Kärpät Oulu	Finland	1	0	1	0	60	7	0	7.00	--	--	--	--	--	--	--
2003-04	Kärpät Oulu	Finland	14	5	4	4	824	41	0	2.99	2	1	0	22	0	0	0.00
	Hokki	Finland-2	8	5	2	1	463	16	2	2.07	--	--	--	--	--	--	--
2004-05	Kärpät Oulu	Finland	10	8	0	1	571	16	0	1.68	--	--	--	--	--	--	--
2005-06	Milwaukee	AHL	51	30	18	2	2960	139	2	2.82	14	10	4	734	35	3	2.86
	Nashville	NHL	2	1	1	0	63	4	0	3.81	--	--	--	--	--	--	--
2006-07	Milwaukee	AHL	29	15	7	6	1670	65	3	2.34	4	0	4	247	12	0	2.91
2007-08	Milwaukee	AHL	65	36	24	3	3840	158	5	2.47	6	2	4	358	15	1	2.51
	Nashville	NHL	1	0	0	0	29	0	0	0.00	--	--	--	--	--	--	--
2008-09	Nashville	NHL	52	29	15	4	2999	119	7	2.38	--	--	--	--	--	--	--
2009-10	Nashville	NHL	58	32	16	5	3246	137	7	2.53	6	2	4	358	16	0	2.68
2010-11	Nashville	NHL	64	33	22	9	3789	134	6	2.12	12	6	6	748	32	0	2.57
2011-12	Nashville	NHL	73	43	18	8	4169	166	5	2.39	10	5	5	609	21	1	2.07
2012-13	Nashville	NHL	43	15	16	8	2444	99	5	2.43	--	--	--	--	--	--	--
	Dinamo Minsk	KHL	22	9	11	0	1327	68	1	3.08	--	--	--	--	--	--	--
2013-14	Nashville	NHL	24	10	10	3	1367	63	2	2.77	--	--	--	--	--	--	--
	Milwaukee	AHL	2	2	0	0	121	2	0	0.99	--	--	--	--	--	--	--
2014-15	Nashville	NHL	64	41	17	6	3851	140	4	2.18	6	2	4	425	19	0	2.68
2015-16	Nashville	NHL	66	34	21	10	3895	161	4	2.48	14	7	7	866	38	0	2.63
2016-17	Nashville	NHL	61	31	19	9	3568	144	3	2.42	22	14	8	1289	42	2	1.96
2017-18	Nashville	NHL	59	42	13	4	3475	134	8	2.31	13	7	6	684	35	2	3.07
2018-19	Nashville	NHL	56	30	19	4	3220	130	4	2.42	6	2	4	330	17	0	3.09
2019-20	Nashville	NHL	36	18	14	4	1988	105	3	3.17	--	--	--	--	--	--	--
NHL/PREDATORS TOTALS			659	359	201	74	38103	1536	58	2.42	89	45	44	5300	220	5	2.49



74

JUUSE SAROS

POS: G | HT: 5-11 | WT: 180 | CATCH: Left



CAREER HIGHLIGHTS

MOST SAVES, GAME

47 - Jan. 23, 2019 at Vegas

FIRST NHL GAME

Nov. 28, 2015 vs. Buffalo

FIRST GAME WITH NASHVILLE

Nov. 28, 2015 vs. Buffalo

MOST SHOTS AGAINST, GAME

50 - Feb. 16, 2019 at Vegas

FIRST NHL WIN

Oct. 22, 2016 vs. Pittsburgh

FIRST WIN WITH NASHVILLE

Oct. 22, 2016 vs. Pittsburgh

LONGEST WIN STREAK

4 - Oct. 6-20, 2018

FIRST NHL SHUTOUT

Dec. 30, 2016 at St. Louis

FIRST SHUTOUT WITH NASHVILLE

Dec. 30, 2016 at St. Louis

INTERNATIONAL RECORD | FINLAND

YEAR	EVENT	GP	W	L	SO	GAA	SV%
2013	U-18 World Championship	7	5	2	1	1.86	.946
2014	World Junior Championship	6	5	1	0	1.57	.943
2014	World Championship	0	0	0	0	0.00	1.000
2015	World Junior Championship	2	0	2	0	3.03	.875
2015	World Championship	1	1	0	1	0.00	1.000
2016	World Championship	2	2	0	0	0.00	1.000

SINGLE-SEASON BESTS

GAMES PLAYED
2019-20 **40**WINS
2018-19; 2019-20 **17**SHUTOUTS
2019-20 **4**GOALS-AGAINST
AVERAGE
2016-17 **2.35**SAVE
PERCENTAGE
2017-18 **.925**

NHL TROPHIES

CAMPBELL BOWL
2017PRESIDENTS' TROPHY
2018

SOCIAL MEDIA

| N/A

| N/A

2019-20 SEASON

• Established career highs in games played (40), starts (34) and shutouts (4) in 2019-20, his fourth full NHL season.

• Matched his career high in wins with 17; he previously won 17 games in 2018-19.

• His four shutouts were the most by a Predators goalie in a season other than Pekka Rinne since 2007-08 (Dan Ellis, 6; Chris Mason, 4).

• Went 12-5-0 in his final 17 starts of the regular season (dating back to Jan. 12); in that time span (minimum 10 games played), he tied for first in shutouts (4), was second in wins (12), tied for third in save percentage (.935) and fourth in goals-against average (2.13) among NHL goaltenders.

• Posted consecutive shutouts for the first time in his NHL career on March 5-7.

• His shutout on March 7 at Dallas was the 11th of his NHL career, the most among any active goaltender his age or younger.

• Recorded a career-best shutout streak of 181:07 from March 3-10, the second-longest in Predators history (Dan Ellis owns the franchise record at 233:39, set in 2008).

• Joined Rinne as the second Predators goaltender to post consecutive shutouts in 2019-20. It was the first time the Predators had two goaltenders accomplish the feat in the same season; Nashville also became the first team to do so since St. Louis in 2015-16.

• Started all four of Nashville's Stanley Cup Qualifying Round games against Arizona, becoming the first Predators goaltender other than Pekka Rinne to start a postseason game since 2008.

• Earned his first career postseason victory in Game 2 of Nashville's Qualifying Round series vs. the Coyotes, becoming the fifth goaltender in team history to record a playoff win.



ACQUIRED: June 30, 2013 - Nashville's fourth choice, 99th overall (fourth round), in the 2013 NHL Draft

PRONUNCIATION: YOO-see SAR-ohs | **DOB:** April 19, 1995 | **BIRTHPLACE:** Forssa, Finland | **HOMETOWN:** Hämeenlinna, Finland

CAREER RECORD			REGULAR SEASON							PLAYOFFS							
SEASON	CLUB	LEAGUE	GP	W	L	O/T	MINS	GA	SO	GAA	GP	W	L	MINS	GA	SO	GAA
2011-12	HPK U-18	Finland U-18	14	11	3	0	844	19	2	1.35	--	--	--	--	--	--	--
	HPK Jr.	Finland-Jr.	31	20	10	0	1804	76	2	2.53	10	6	4	630	22	0	2.10
2012-13	HPK Jr.	Finland-Jr.	37	24	13	0	2220	69	4	1.86	11	9	2	661	23	0	2.09
2013-14	HPK	Finland	44	17	16	9	2625	77	7	1.76	6	2	4	367	14	0	2.29
2014-15	HPK	Finland	47	13	18	16	2834	101	6	2.14	--	--	--	--	--	--	--
	Milwaukee	AHL	38	29	8	0	2248	84	4	2.24	2	0	2	117	5	0	2.56
	Nashville	NHL	1	0	1	0	58	3	0	3.10	--	--	--	--	--	--	--
2016-17	Nashville	NHL	21	10	8	3	1200	47	1	2.35	2	0	0	57	3	0	3.18
	Milwaukee	AHL	15	13	2	0	903	28	1	1.86	--	--	--	--	--	--	--
2017-18	Nashville	NHL	26	11	5	7	1497	61	3	2.45	4	0	0	114	2	0	1.06
	Milwaukee	AHL	9	3	5	1	542	26	1	2.88	--	--	--	--	--	--	--
2018-19	Nashville	NHL	31	17	10	2	1696	74	3	2.62	1	0	0	45	1	0	1.32
2019-20	Nashville	NHL	40	17	12	4	2177	98	4	2.70	4	1	3	242	13	0	3.22
NHL/PREDATORS TOTALS			119	55	36	16	6628	283	11	2.56	11	1	3	458	19	0	2.49

CAREER NOTES

- Has spent four full seasons in the NHL with the Predators, going 55-36-16 with a 2.56 goals-against average, .918 save percentage and 11 shutouts.
- Matched or improved his win total in each of his four seasons, winning a career-high 17 in both 2018-19 and 2019-20.
- Earned more starts than the previous season in each of his four campaigns, culminating with a career-high 34 in 2019-20.
- Appeared in 11 career Stanley Cup Playoff games, starting four of them, while recording a 2.49 goals-against average and .907 save percentage.
- His 11 career shutouts are the most by any active NHL goaltender his age or younger.
- Named to the NHL's All-Rookie Team in 2017-18 after leading all rookie goaltenders in goals-against average (2.45), save percentage (.925) and shutouts (3).
- In 2017-18, led NHL goaltenders in save percentage (.935) and was fourth in goals-against average from Nov. 4 to the end of the regular season.
- Became the first Predators goaltender to record multiple 40-plus save shutouts in the same season during the 2017-18 campaign.
- Set the franchise record for saves in a shutout with 46 on Dec. 14, 2017 at Edmonton.
- Made 19 starts as a 21 year old in 2016-17, going 10-8-3.
- Has also featured in 62 career AHL games for the Milwaukee Admirals, compiling a 45-15-1 record, 2.24 goals-against average, .921 save percentage and six shutouts.
- Is a two-time AHL Goaltender of the Month (March 2016 and November 2017), earned a spot on the 2017 AHL All-Star Classic roster and was named to the AHL All-Rookie Team in 2015-16.



BEST SV% IN A SEASON

No.	PLAYER	SEASON	SV%
1)	Pekka Rinne	2010-11	.930
2)	Pekka Rinne	2017-18	.927
3)	Juuse Saros	2017-18	.925
	Chris Mason	2006-07	.925
5)	Dan Ellis	2007-08	.924
6)	Pekka Rinne	2014-15	.923
	Pekka Rinne	2011-12	.923
	Mike Dunham	2000-01	.923
9)	Tomas Vokoun	2006-07	.920
10)	Tomas Vokoun	2005-06	.919

- Has represented Finland on the international stage five times, winning gold at the 2014 World Junior Championship; earning silver at the 2012 Ivan Hlinka Memorial Tournament and the 2014 and 2016 World Championships; and taking home bronze in the 2013 U-18 World Championship.
- Helped Finland to its first World Junior Championship gold since 1987 in the 2014 edition of the tournament by leading all goaltenders in save percentage (.943) and goals-against average (1.57) en route to a spot on the Media All-Star Team.
- Named 2013-14 Finnish Elite League Rookie of the Year after ranking second in among all goaltenders in goals-against average (1.76), third in save percentage (.928) and tied for fourth in shutouts (7) with HPK in 2013-14.
- Named Best Goalkeeper of the 2013 Under-18 World Championship and one of Finland's three best players of the tournament.

10

COLTON SISSONS

POS: C | HT: 6-1 | WT: 200 | SHOT: Right



CAREER HIGHLIGHTS

MOST GOALS, GAME

3 - twice, last: Nov. 7, 2018 at Colorado

LONGEST GOAL STREAK

2 - nine times, last: (2g) Oct. 22-24, 2019

CAREER OVERTIME POINTS

2 (1g-1a)

MOST ASSISTS, GAME

2 - four times, last: Oct. 31, 2019 vs. Calgary

LONGEST ASSIST STREAK

3 (3a) - March 4-8, 2018

FIRST NHL GAME

Jan. 28, 2014 at Winnipeg

MOST POINTS, GAME

3 - twice, last: (3g) Nov. 7, 2018 at Colorado

LONGEST POINT STREAK

5 (3g-3a) - Jan. 7-15, 2019

FIRST NHL GOAL

March 27, 2014 vs. Buffalo (Matt Hackett)

MOST PIM, GAME

5 - three times, last: Oct. 11, 2018 vs. Winnipeg

CAREER HAT TRICKS

2 - last: Nov. 7, 2018 at Colorado

FIRST GAME WITH NASHVILLE

Jan. 28, 2014 at Winnipeg

MOST SHOTS, GAME

6 - Feb. 22, 2020 vs. Columbus

CAREER PENALTY SHOTS

1 - Feb. 22, 2018 vs. San Jose (no goal, Aaron Dell)

FIRST GOAL WITH NASHVILLE

March 27, 2014 vs. Buffalo (Matt Hackett)

SINGLE-SEASON HIGHS

GAMES PLAYED
2017-18 **81**GOALS
2018-19 **15**ASSISTS
2017-18 **18**POINTS
2018-19 **30**PLUS-MINUS
2018-19 **+20**SHOTS
2017-18 **120**

NHL TROPHIES

CAMPBELL BOWL
2017PRESIDENTS' TROPHY
2018

SOCIAL MEDIA

| colton_es15

| csiss10

2019-20 SEASON

- Skated in his sixth NHL season with the Predators, posting nine goals and 15 points in 57 games.
- Hit the 15-point mark for the third consecutive campaign.
- Won 51.3 percent of his faceoffs, the fourth-best mark on the team and the fifth straight season he's been at or above 50 percent.
- Was second on the team in hits with 84 and fourth among team forwards in blocked shots with 41.

- Averaged 2:21 of shorthanded ice time, the second-most among Predators forwards.
- Suited up in his 300th career NHL game on Dec. 21 at Boston.
- Was one of five Preds players to score a shorthanded goal, notching the second of his career on Oct. 24 vs. Minnesota.
- Had a season-best four-game point streak from Oct. 8-15 (2g-2a).
- Posted eight points (4g-4a) in his first 11 games of the 2019-20 campaign.



ACQUIRED: June 23, 2012 - Nashville's second choice, 50th overall (second round), in the 2012 NHL Draft

PRONUNCIATION: KOHL-tuhn SIH-suhnz | **DOB:** Nov. 5, 1993 | **BIRTHPLACE:** North Vancouver, B.C. | **HOMETOWN:** Vancouver, B.C.

CAREER RECORD			REGULAR SEASON					PLAYOFFS				
SEASON	CLUB	LEAGUE	GP	G	A	PTS	PIM	GP	G	A	PTS	PIM
2009-10	Westside	BCHL	58	6	16	22	29	11	1	1	2	4
2010-11	Kelowna	WHL	63	17	24	41	46	10	3	3	6	6
2011-12	Kelowna	WHL	58	26	15	41	62	4	1	1	2	2
2012-13	Kelowna	WHL	61	28	39	67	54	--	--	--	--	--
2013-14	Milwaukee	AHL	62	25	19	44	8	3	0	1	1	2
	Nashville	NHL	17	1	3	4	4	--	--	--	--	--
2014-15	Milwaukee	AHL	76	25	17	42	27	--	--	--	--	--
2015-16	Nashville	NHL	34	4	2	6	12	10	0	0	0	8
	Milwaukee	AHL	38	8	11	19	31	--	--	--	--	--
2016-17	Nashville	NHL	58	8	2	10	12	22	6	6	12	16
2017-18	Nashville	NHL	81	9	18	27	42	13	3	4	7	8
2018-19	Nashville	NHL	75	15	15	30	23	6	0	0	0	6
2019-20	Nashville	NHL	57	9	6	15	20	4	0	1	1	0
NHL/PREDATORS TOTALS			322	46	46	92	113	55	9	11	20	38

CAREER NOTES

- Has skated in 322 career NHL games - all with Nashville - since making his League debut during the 2013-14 season.
- Owns 20 points (9g-11a), the 14th-most in Predators history, in 55 career Stanley Cup Playoff contests.
- Established career highs in goals (15) and points (30) in 2018-19; tallied a career-best 18 assists in 2017-18.
- Has a +36 plus-minus rating for his career, bolstered by a career-best +20 mark in 2018-19.
- Finished 14th in Selke Trophy voting for the NHL's top defensive forward in 2017-18.
- Averages 1:46 of shorthanded time per game to go along with six career shorthanded points (2g-4a), tied for the 17th-most in franchise history.
- Has notched two career hat tricks, the first of which came on Jan. 5, 2017 against Tampa Bay that made him the first player in NHL history to score at least three goals in a game with his second being an empty-netter and his third being scored on a goalie.
- Recorded a career-high four-game point streak to open the 2018 playoffs against Colorado (3g-2a).



DID YOU KNOW?

Colton Sissons recorded the second hat trick in Nashville postseason history in Game 6 of the 2017 Western Conference Final, helping send the Predators to their first Stanley Cup Final. He became the first player to notch a hat trick in a series-clinching win in the Conference Finals since 2013.



- All seven of his 2018 playoff points came in the First Round vs. Colorado, the highest single-series total of his career.
- In Nashville's run to the Stanley Cup Final in 2017, tied for second on the club in goals (6) and tied for sixth in points (12) while appearing in all 22 games, the first postseason points of his career.
- Veteran of 176 career AHL contests with the Milwaukee Admirals, serving as the youngest captain in team history during the 2015-16 season.
- Became the first Admirals player in the team's AHL history to record back-to-back 25-goal seasons to start his career in 2013-14 and 2014-15.
- Represented Milwaukee in the 2014 AHL All-Star Classic.
- Played for current Predators Assistant Coach Dan Lambert with the WHL's Kelowna Rockets from 2010-13, serving as captain for his final two seasons.
- Tallied 149 career WHL points (71g-78a), including 67 (28g-39a) in his final junior season en route to being named Kelowna's team MVP.

24

JARRED TINORDI

POS: D | HT: 6-6 | WT: 230 | SHOT: Left



CAREER HIGHLIGHTS

MOST GOALS, GAME

1 - Jan. 29, 2020 at Washington

LONGEST GOAL STREAK

None

CAREER OVERTIME POINTS

None

MOST ASSISTS, GAME

2 - April 5, 2014 vs. Detroit

LONGEST ASSIST STREAK

2 (2a) - Oct. 13-16, 2014

FIRST NHL GAME

March 16, 2013 at New Jersey

MOST POINTS, GAME

2 (2a) - April 5, 2014 vs. Detroit

LONGEST POINT STREAK

2 (2a) - Oct. 13-16, 2014

FIRST NHL GOAL

Jan. 29, 2020 at Washington (Braden Holtby)

MOST PIM, GAME

19 - March 8, 2014 at San Jose

CAREER HAT TRICKS

None

FIRST GAME WITH NASHVILLE

Dec. 28, 2019 at Pittsburgh

MOST SHOTS, GAME

4 - Feb. 10, 2020 at Vancouver

CAREER PENALTY SHOTS

None

FIRST GOAL WITH NASHVILLE

Jan. 29, 2020 at Washington (Braden Holtby)

SINGLE-SEASON HIGHS

GAMES PLAYED
2019-20 **28**GOALS
2019-20 **1**ASSISTS
2019-20 **4**POINTS
2019-20 **5**PLUS-MINUS
2012-13 **+5**SHOTS
2019-20 **20**

SOCIAL MEDIA

| N/A

| N/A

INTERNATIONAL RECORD | UNITED STATES

YEAR	EVENT	GP	G	A	PTS	PIM
2010	U-18 World Championship	7	1	1	2	10
2012	World Junior Championship	6	1	1	2	6

2019-20 SEASON

• Spent time with both the Predators and AHL's Milwaukee Admirals in 2019-20, skating in 28 NHL games and 32 AHL games.

• Featured in all four of Nashville's Stanley Cup Qualifying Round games against Arizona.

• Established NHL career highs in games played (28), goals (1), assists (4), points (5) and shots (20).

• Scored his first career NHL goal on Jan. 29 at Washington.

• Posted points in three straight appearances for the Predators from Jan. 16-30 (1g-2a).

• Made his Predators debut on Dec. 28 at Pittsburgh.

• Was recalled from Milwaukee on Dec. 27 and spent the remainder of the season with Nashville save for a one-week AHL assignment in late January during the Preds' bye week.

• Served as captain of the Admirals for the second straight season, tallying six assists, a +11 rating and 55 penalty minutes in 32 games.



ACQUIRED: July 1, 2018 - Signed as a free agent

PRONUNCIATION: JAIR-uhd tih-NOHR-dee | DOB: Feb. 20, 1992 | BIRTHPLACE: Burnsville, Minn. | HOMETOWN: Burnsville, Minn.

CAREER RECORD			REGULAR SEASON					PLAYOFFS				
SEASON	CLUB	LEAGUE	GP	G	A	PTS	PIM	GP	G	A	PTS	PIM
2006-07	Severna Park High	Md.-HS	5	3	5	8	8	--	--	--	--	--
2007-08	Washington	AJHL	39	4	8	12	44	5	0	2	2	2
2008-09	U.S. NTDP U-17	U-17	16	3	1	4	12	--	--	--	--	--
	U.S. NTDP U-18	NAHL	42	2	13	15	53	9	1	0	1	6
2009-10	U.S. NTDP U-18	U-18	39	2	6	8	37	--	--	--	--	--
2010-11	London	OHL	63	1	13	14	140	6	0	0	0	17
2011-12	London	OHL	48	2	14	16	63	19	3	5	8	27
2012-13	Montreal	NHL	8	0	2	2	2	5	0	1	1	15
	Hamilton	AHL	67	2	11	13	71	--	--	--	--	--
2013-14	Montreal	NHL	22	0	2	2	40	--	--	--	--	--
	Hamilton	AHL	47	3	6	9	70	--	--	--	--	--
2014-15	Hamilton	AHL	44	1	6	7	36	--	--	--	--	--
	Montreal	NHL	13	0	2	2	19	--	--	--	--	--
2015-16	Montreal	NHL	3	0	0	0	5	--	--	--	--	--
	St. John's	AHL	6	0	2	2	6	--	--	--	--	--
	Arizona	NHL	7	0	0	0	12	--	--	--	--	--
2016-17	Tucson	AHL	64	1	10	11	102	--	--	--	--	--
2017-18	Wilkes-Barre/Scranton	AHL	62	5	16	21	86	2	0	0	0	0
2018-19	Milwaukee	AHL	75	8	14	22	85	5	0	1	1	10
2019-20	Milwaukee	AHL	32	0	6	6	55	--	--	--	--	--
	Nashville	NHL	28	1	4	5	34	4	0	0	0	2
NHL TOTALS			81	1	10	11	112	9	0	1	1	15
PREDATORS TOTALS			28	1	4	5	34	4	0	0	0	2

CAREER NOTES

- Has appeared in 81 career NHL games with Nashville, Arizona and Montreal, tallying 11 points (1g-10a).
- Suited up for nine career Stanley Cup Playoff games - five with Montreal in 2012-13 and four with Nashville in 2019-20.
- Originally drafted by Montreal in the first round (22nd overall) of the 2010 NHL Draft.
- Scored his first career goal on Jan. 29, 2020 against the Washington Capitals, the team his father, Mark, played five NHL seasons for from 1994-99.
- Appeared in seven NHL games with the Coyotes in 2015-16.
- Began his NHL career with the Canadiens, where he played parts of four seasons, suiting up in 46 contests.
- Made his NHL debut on March 16, 2013 for the Canadiens.
- Veteran of 397 career AHL games with the Milwaukee Admirals, Wilkes-Barre/Scranton Penguins, Tuscon Roadrunners, St. John's IceCaps and Hamilton Bulldogs.
- Has compiled 91 points (20g-71a) in the AHL, including a career-high 22 (8g-14a) with Milwaukee in 2018-19.
- Served as captain of the Admirals for two seasons from 2018-20.
- Played two seasons of junior hockey for the OHL's London Knights, where he captained the team and helped lead it to the 2012 OHL championship and Memorial Cup final.
- Represented the United States in two international competitions, captaining the Americans to a gold medal in the 2010 U-18 World Championship and serving as an alternate captain at the 2012 World Junior Championship.
- Product of USA Hockey's National Team Development Team, spending two seasons with the program from 2008-10, posting 37 points (11g-26a) in 124 combined games.



DID YOU KNOW?

Jarred Tinordi and his father, Mark, are the first father-son duo to ever play for Predators GM David Poile. Jarred skated in 28 games for Nashville in 2019-20 and Mark played three seasons under Poile with the Washington Capitals (1994-97), where he was GM for 15 years.

28

EELI TOLVANEN

POS: LW | HT: 5-10 | WT: 181 | SHOT: Left



CAREER HIGHLIGHTS

MOST GOALS, GAME

1 - Dec. 1, 2018 vs. Chicago

LONGEST GOAL STREAK

None

CAREER OVERTIME POINTS

None

MOST ASSISTS, GAME

1 - Dec. 1, 2018 vs. Chicago

LONGEST ASSIST STREAK

None

FIRST NHL GAME

March 31, 2018 vs. Buffalo

MOST POINTS, GAME

2 (1g-1a) - Dec. 1, 2018 vs. Chicago

LONGEST POINT STREAK

None

FIRST NHL GOAL

Dec. 1, 2018 vs. Chicago (Cam Ward)

MOST PIM, GAME

None

CAREER HAT TRICKS

None

FIRST GAME WITH NASHVILLE

March 31, 2018 vs. Buffalo

MOST SHOTS, GAME

3 - April 3, 2018 at Florida

CAREER PENALTY SHOTS

None

FIRST GOAL WITH NASHVILLE

Dec. 1, 2018 vs. Chicago (Cam Ward)

SINGLE-SEASON HIGHS

GAMES PLAYED

2018-19

4

GOALS

2018-19

1

ASSISTS

2018-19

1

POINTS

2018-19

2

PLUS-MINUS

2018-19

+2

SHOTS

2017-18

3

SOCIAL MEDIA



eeli1999



eelitolvanen

INTERNATIONAL RECORD | FINLAND

YEAR	EVENT	GP	G	A	PTS	PIM
2016	U-18 World Championship	7	7	2	9	0
2017	World Junior Championship	6	2	4	6	2
2018	World Junior Championship	5	1	5	6	4
2018	Olympics	5	3	6	9	4
2018	World Championship	4	2	2	4	2
2019	World Junior Championship	7	0	4	4	2

2019-20 SEASON

- Spent the entire 2019-20 season with the AHL's Milwaukee Admirals, posting 36 points (21g-15a) in 63 games.
- Was second on the Admirals in goals (21) and tied for fifth in points (36) during his second full professional season in North America.
- Tallied seven power-play goals, tied for the second-most on Milwaukee.
- Netted four game-winning goals, tied for the third-most on the Admirals.
- Fired 191 shots on goal, the most on Milwaukee and the fourth-most among all AHL skaters.
- Recorded a +2 rating, improving from his -8 rating in his rookie AHL season in 2018-19.
- Had eight multi-point performances, including four two-goal contests.
- Finished the 2019-20 season with 10 points (6g-4a) in his final 10 games.
- Skated in four NHL preseason games with the Predators, scoring once on six shots.
- Participated in the 2019 NHL Prospects Showcase at Ford Ice Center Antioch, where he was part of a Preds squad that took on prospect teams from Tampa Bay, Carolina and Washington.



ACQUIRED: June 23, 2017 - Nashville's first choice, 30th overall (first round), in the 2017 NHL Draft

PRONUNCIATION: EH-lee tohl-VA-nehn | **DOB:** April 22, 1999 | **BIRTHPLACE:** Vihti, Finland | **HOMETOWN:** Vihti, Finland

CAREER RECORD			REGULAR SEASON					PLAYOFFS				
SEASON	CLUB	LEAGUE	GP	G	A	PTS	PIM	GP	G	A	PTS	PIM
2012-13	Blues II U-16	Finland-Jr. C	1	2	0	2	0	--	--	--	--	--
2013-14	Blues II U-16	Finland-Jr. C	1	1	1	2	0	--	--	--	--	--
	Blues U-16	Finland-Jr. C (O)	8	13	9	22	20	--	--	--	--	--
	Blues U-16	Finland-Jr. C	28	43	33	76	6	10	5	5	10	6
	Blues U-18	Finland-Jr. B	10	2	4	6	0	1	0	0	0	0
2014-15	Blues U-16	Finland-Jr. C	--	--	--	--	--	4	5	4	9	4
	Blues U-18	Finland-Jr. B	41	39	45	84	24	9	1	3	4	14
	Blues U-20	Finland-Jr.	7	2	3	5	2	--	--	--	--	--
2015-16	Sioux City	USHL	49	17	21	38	12	--	--	--	--	--
2016-17	Sioux City	USHL	52	30	24	54	26	13	5	5	10	6
2017-18	Jokerit	KHL	49	19	17	36	28	11	6	1	7	8
	Nashville	NHL	3	0	0	0	0	--	--	--	--	--
2018-19	Milwaukee	AHL	58	15	20	35	24	5	0	0	0	2
	Nashville	NHL	4	1	1	2	0	--	--	--	--	--
2019-20	Milwaukee	AHL	63	21	15	36	18	--	--	--	--	--
NHL/PREDATORS TOTALS			7	1	1	2	0	--	--	--	--	--

CAREER NOTES

- Appeared in seven career NHL games for the Predators, tallying two points (1g-1a).
- Skated in four games during the 2018-19 season and three games, including his NHL debut, in 2017-18.
- Recorded his first career NHL goal, assist and multi-point game on Dec. 1, 2018 vs. Chicago.

- Won a gold medal with Finland at the 2016 U-18 World Championship and the 2019 World Junior Championship; skated for the Finns in two other World Juniors (2017 and 2018) as well as the 2018 World Championship.
- Recorded 30 goals and 54 points in 52 games with the USHL's Sioux City Musketeers in 2016-17, earning a spot on the USHL's First All-Star Team.



DID YOU KNOW?

Eeli Tolvanen competed for Finland in the 2018 Olympics and had nine points (3g-6a) in five games. In addition to outscoring notable names such as Ilya Kovalchuk and Pavel Datsyuk, he posted the second-highest point total by an under-19 player in Olympic history.

- Made his NHL debut on March 31, 2018 vs. Buffalo, becoming the seventh-youngest player to ever debut with the Predators (19 years, 333 days).
- Led all Admirals rookies in goals (15), assists (20) and points (35) in 2018-19, his first full professional season in North America.
- Skated in 49 games, scored 19 goals and picked up 36 points with Jokerit of the KHL in 2017-18.
- Set KHL records for goals (19) and assists (17) in a season by a teenager.
- Earned a nod to the 2018 KHL All-Star Game and claimed Rookie of the Month honors in September and October.



13

YAKOV TRENIN

POS: C | HT: 6-2 | WT: 201 | SHOT: Left



CAREER HIGHLIGHTS

MOST GOALS, GAME

1 - twice, last: Jan. 4, 2020 at Los Angeles

LONGEST GOAL STREAK

None

CAREER OVERTIME POINTS

None

MOST ASSISTS, GAME

1 - four times, last: Jan. 12, 2020 at Winnipeg

LONGEST ASSIST STREAK

2 - twice, last: (2a) Jan. 9-12, 2020

FIRST NHL GAME

Oct. 19, 2019 vs. Florida

MOST POINTS, GAME

1 - six times, last: (1a) Jan. 12, 2020 at Winnipeg

LONGEST POINT STREAK

2 - twice, last: (2a) Jan. 9-12, 2020

FIRST NHL GOAL

Dec. 7, 2019 vs. New Jersey (Louis Domingue)

MOST PIM, GAME

5 - Jan. 7, 2020 vs. Boston

CAREER HAT TRICKS

None

FIRST GAME WITH NASHVILLE

Oct. 19, 2019 vs. Florida

MOST SHOTS, GAME

4 - Feb. 6, 2020 at Calgary

CAREER PENALTY SHOTS

None

FIRST GOAL WITH NASHVILLE

Dec. 7, 2019 vs. New Jersey (Louis Domingue)

SINGLE-SEASON HIGHS

GAMES PLAYED
2019-20 **21**GOALS
2019-20 **2**ASSISTS
2019-20 **4**POINTS
2019-20 **6**PLUS-MINUS
2019-20 **+1**SHOTS
2019-20 **25**

SOCIAL MEDIA

| N/A

| trenin_13

INTERNATIONAL RECORD | RUSSIA

YEAR	EVENT	GP	G	A	PTS	PIM
2017	World Junior Championship	7	2	2	4	4

2019-20 SEASON

- Split the 2019-20 season between the Predators and AHL's Milwaukee Admirals.

- Appeared in 21 games for Nashville, his first NHL season.

- Tallied six points (2g-4a), a +1 rating and nine penalty minutes with the Predators.

- Recorded four points (1g-3a) in a five-game span from Jan. 4-12.

- Got into his first career NHL fight on Jan. 7 vs. Boston, knocking down 6-foot-9 Zdeno Chara.

- Earned his first career NHL assist on Dec. 17 at NY Islanders.

- Scored his first career NHL goal on Dec. 7 vs. New Jersey.

- Made his NHL debut on Oct. 19 vs. Florida.

- Averaged more than a point per game in 32 contests with the Admirals, posting 35 points (20g-15a).

- Despite seeing limited AHL time due to his NHL call-ups, finished tied for third on Milwaukee in goals (20) and seventh in points (35).

- Was named to the 2020 AHL All-Star Classic roster but did not participate.

- Selected as the CCM/AHL Player of the Week for the week ending Dec. 1.



ACQUIRED: July 26, 2015 - Nashville's first choice, 55th overall (second round), in the 2015 NHL Draft

PRONUNCIATION: YA-kaww TREH-nihn | **DOB:** Jan. 13, 1997 | **BIRTHPLACE:** Chelyabinsk, Russia | **HOMETOWN:** Chelyabinsk, Russia

CAREER RECORD			REGULAR SEASON					PLAYOFFS				
SEASON	CLUB	LEAGUE	GP	G	A	PTS	PIM	GP	G	A	PTS	PIM
2013-14	Chelyabinsk-2	Russia-Jr.	22	7	7	14	12	4	0	1	1	2
2014-15	Gatineau	QMJHL	58	18	49	67	34	11	3	8	11	10
2015-16	Gatineau	QMJHL	57	26	35	61	56	5	0	2	2	4
	Milwaukee	AHL	--	--	--	--	--	2	0	1	1	2
2016-17	Gatineau	QMJHL	54	30	37	67	84	7	3	7	10	24
	Milwaukee	AHL	5	1	2	3	2	1	0	0	0	0
2017-18	Milwaukee	AHL	44	5	11	16	16	--	--	--	--	--
2018-19	Milwaukee	AHL	74	14	19	33	39	5	0	3	3	0
2019-20	Milwaukee	AHL	32	20	15	35	29	--	--	--	--	--
	Nashville	NHL	21	2	4	6	9	--	--	--	--	--
NHL/PREDATORS TOTALS			21	2	4	6	9	--	--	--	--	--

CAREER NOTES

- Skated in his first 21 career NHL games with Nashville in 2019-20, tallying six points (2g-4a).
- Veteran of 155 career AHL contests with the Milwaukee Admirals, where he's posted 40 goals and 87 points.
- Established AHL career highs in goals (20), points (35) and power-play goals (5) in 2019-20.
- Earned a spot on the 2020 AHL All-Star Classic roster and was named the CCM/AHL Player of the Week on Dec. 1, 2019.
- In his second full professional season in 2018-19, posted 14 goals and career-high 19 assists for 33 points in 74 games.
- Led the Admirals with a +21 rating in 2018-19, which was tied for the 23rd-highest mark in the AHL.
- Tallied 16 (5g-11a) points in his rookie AHL campaign in 2017-18.
- Played three seasons for Gatineau of the QMJHL from 2014-17, scoring 74 goals and 195 points in 169 games.



DID YOU KNOW?

Yakov Trenin hails from Chelyabinsk, Russia, the same hometown that helped produce current and former NHLers Sergei Gonchar, Evgeny Kuznetsov, Sergei Makarov and Valeri Nichushkin.

- Tallied a QMJHL career-best 67 points in two different seasons (2014-15 and 2016-17) and was third on Gatineau in goals (30), assists (37) and points (67) during his final QMJHL season in 2016-17.
- Played in the 2015 CHL/NHL Top Prospects Game.
- Featured in two games for Russia during the 2015 Canada/Russia Series, recording one assist.
- Earned a bronze medal with Russia at the 2017 World Junior Championship.






IN THE SYSTEM

AMATEUR

EUROPEAN PRO/AMATEUR

PROFESSIONAL



EGOR AFANASYEV

POS: LW | HT: 6-4 | WT: 201 | SHOT: Left

ACQUIRED: June 22, 2019 - Nashville's second choice, 45th overall (second round), in the 2019 NHL Draft

PRONUNCIATION: EE-gohr ah-fah-NAH-see-ev | **DOB:** Jan. 23, 2001 | **BIRTHPLACE:** Tver, Russia | **HOMETOWN:** Tver, Russia

CAREER NOTES: Won the 2020 Karjala Cup playing for his native Russia... In his first OHL season in 2019-20, tied for the Windsor Spitfires' lead in points with 67 (31g-36a)... Led Windsor in goals (31) and was second in assists (36)... Tallied a team-high 22 power-play points (10g-12a)... Posted 18 multi-point games and had a 12-game point streak from Dec. 12-Jan. 9... Competed in the NHL Prospects Showcase for Nashville at Ford Ice Center Antioch in September 2019 and signed an entry-level contract with the team the next month... Led the USHL's Muskegon Lumberjacks in goals (27), assists (35) and points (62) in 2018-19... Competed in the 2019 USHL/NHL Top Prospects Game... Tallied 14 points (6g-8a) in 45 games Muskegon in 2017-18, his rookie USHL campaign... Represented Russia at the 2017 World U-17 Challenge and had two goals and five points in five games... Skated for the Detroit Little Caesars U-16 squad in 2016-17.

CAREER RECORD			REGULAR SEASON					PLAYOFFS				
SEASON	CLUB	LEAGUE	GP	G	A	PTS	PIM	GP	G	A	PTS	PIM
2016-17	Little Caesars U-16	HPHL U-16	17	5	3	8	17	--	--	--	--	--
2017-18	Muskegon	USHL	45	6	8	14	16	3	0	2	2	0
2018-19	Muskegon	USHL	58	27	35	62	36	8	2	4	6	8
2019-20	Windsor	OHL	62	31	36	67	40	--	--	--	--	--





IN THE SYSTEM

AMATEUR

EUROPEAN PRO/AMATEUR

PROFESSIONAL



FREDERIC ALLARD


POS: D | **HT:** 6-0 | **WT:** 179 | **SHOT:** Right

ACQUIRED: June 25, 2016 - Nashville's fourth choice, 78th overall (third round), in the 2016 NHL Draft

PRONUNCIATION: FREHD-uh-rihk ah-LAHRD | **DOB:** Dec. 27, 1997 | **BIRTHPLACE:** Saint-Sauveur, Que. | **HOMETOWN:** Saint-Sauveur, Que.

CAREER NOTES: Recorded 21 points (2g-19a) in 61 games with the AHL's Milwaukee Admirals in 2019-20, his third professional season... Was fourth among team defensemen in points (21) and assists (19) and tied for fourth in goals (2)... Set a career best in plus-minus at +24, the second-best mark among team blueliners and the third-best out of all AJs skaters... Tallied four multi-point games, including a two-point effort (1g-1a) on Dec. 13 vs. Chicago in which he scored his lone game-winning goal of the season... Skated in a career-high 65 games for Milwaukee in 2018-19... Also established career highs in points (29), assists (25) and shots (119)... Led Milwaukee defensemen in plus-minus with a +11 rating... Had two points (1g-1a) in five postseason appearances vs. the Iowa Wild... Recorded 24 points, including a career-high eight goals, in his rookie AHL season in 2017-18 with Milwaukee... Among rookie AHL blueliners was tied for fourth in goals and 11th in points... Tied for first among Admirals defensemen in goals... Posted a career-best 65 points (14g-51a) in 63 games with the QMJHL's Chicoutimi in 2016-17, his fourth and final junior season... Posted 15 points in his final 12 games of 2016-17... Sat ninth in the QMJHL in assists (51), tied for third in power-play assists (30) in his final campaign with Chicoutimi... Earned QMJHL Third Star of the Week for the period between Jan. 30-Feb. 2, 2017, during which he posted seven assists in three games, including a personal-best five-assist game on Feb. 2... Finished second among QMJHL blueliners in points (59) and assists (45) and was fifth in goals (14) in 2015-16 with Chicoutimi... Led his team in assists and finished third in points... Increased his point total in each of his four seasons with Chicoutimi... Had 177 points (34g-143a) in 250 career QMJHL contests... Drafted 18th overall by Chicoutimi in the 2013 QMJHL Entry Draft.

CAREER RECORD			REGULAR SEASON					PLAYOFFS				
SEASON	CLUB	LEAGUE	GP	G	A	PTS	PIM	GP	G	A	PTS	PIM
2013-14	Chicoutimi	QMJHL	61	4	19	23	26	3	0	1	1	2
2014-15	Chicoutimi	QMJHL	62	2	28	30	24	5	0	1	1	0
2015-16	Chicoutimi	QMJHL	64	14	45	59	34	6	1	2	3	0
2016-17	Chicoutimi	QMJHL	63	14	51	65	42	17	4	10	14	14
2017-18	Milwaukee	AHL	55	8	16	24	18	--	--	--	--	--
	Norfolk	ECHL	3	0	0	0	2	--	--	--	--	--
2018-19	Milwaukee	AHL	65	4	25	29	44	5	1	1	2	2
2019-20	Milwaukee	AHL	61	2	19	21	18	--	--	--	--	--



ALEXANDER CAMPBELL

POS: C | **HT:** 5-11 | **WT:** 180 | **SHOT:** Left

ACQUIRED: June 22, 2019 - Nashville's third choice, 65th overall (third round), in the 2019 NHL Draft

PRONUNCIATION: al-ehx-AN-duhr KAM-buhl | **DOB:** Feb. 27, 2001 | **BIRTHPLACE:** Châteauguay, Que. | **HOMETOWN:** Châteauguay, Que.

CAREER NOTES: Will play for Clarkson University (ECAC) as a freshman in 2020-21... In 2019-20, his lone season in the USHL, led Omaha Lancers in points (57), goals (18) and assists (39)... Among USHL skaters, finished third in assists, tied for fifth in points and seventh in points per game (1.24)... Named to the All-USHL First Team... Recorded a 13-game point streak from Jan. 24-Feb. 23... Was second on the BCHL's Victoria Grizzlies in points with 67 (21g-46a) in 2018-19, his only season in the league... Earned the Bruce Allison Memorial Trophy as the BCHL's rookie of the year... Ranked second among BCHL rookies in assists (46)... Added 15 points (8g-7a) in 14 postseason games... Spent the 2017-18 season with Stanstead College in Stanstead, Que., playing in 71 total games... Product of the Collège Ste-Anne (Lachine, Que.) youth hockey program.

CAREER RECORD			REGULAR SEASON					PLAYOFFS				
SEASON	CLUB	LEAGUE	GP	G	A	PTS	PIM	GP	G	A	PTS	PIM
2016-17	Collège Ste-Anne U-18	LHPS U-18	28	33	42	75	8	3	4	4	8	0
2017-18	Stanstead College	Que.-HS	50	39	35	74	--	--	--	--	--	--
	Stanstead College	MPHL	21	21	14	35	4	--	--	--	--	--
2018-19	Victoria	BCHL	53	21	46	67	6	14	8	7	15	0
2019-20	Omaha	USHL	46	18	39	57	8	--	--	--	--	--



IN THE SYSTEM

AMATEUR

EUROPEAN PRO/AMATEUR

PROFESSIONAL



MICHAEL CARCONE


POS: LW | **HT:** 5-10 | **WT:** 172 | **SHOT:** Left

ACQUIRED: Dec. 21, 2020 - Acquired from Ottawa for forward Zach Magwood

PRONUNCIATION: MIGH-kuhl kahr-KOH-nay | **DOB:** May 19, 1996 | **BIRTHPLACE:** Ajax, Ont. | **HOMETOWN:** Ajax, Ont.

CAREER NOTES: Spent the 2019-20 season with the AHL's Belleville Senators, tallying 27 points (13g-14a) in 59 games... Hit the 27-point mark and scored at least 10 goals in the AHL for the third time... Set career highs in goals (20), assists (24) and points (44) in 2018-19 with Utica and Toronto... Tacked on 10 points (6g-4a) in 13 Calder Cup Playoff games with the Marlies... Recorded 27 points (15g-12a) with Utica in 2017-18... Skated in his first professional season 2016-17 with Utica, where he had 18 points (5g-13a) in 61 games... Played two seasons for the OJHL's Drummondville Voltigeurs from 2014-16, tallying 130 points (59g-71a) in 116 games... Recorded 47 goals and 89 points in his final junior season with Drummondville in 2015-16.

CAREER RECORD			REGULAR SEASON					PLAYOFFS				
SEASON	CLUB	LEAGUE	GP	G	A	PTS	PIM	GP	G	A	PTS	PIM
2013-14	Stouffville	OJHL	49	12	25	37	44	--	--	--	--	--
2014-15	Drummondville	OMJHL	50	12	29	41	32	--	--	--	--	--
2015-16	Drummondville	OMJHL	66	47	42	89	80	3	0	0	0	12
2016-17	Utica	AHL	61	5	13	18	31	--	--	--	--	--
2017-18	Utica	AHL	68	15	12	27	71	5	1	3	4	4
2018-19	Utica	AHL	20	6	11	17	6	--	--	--	--	--
	Toronto	AHL	42	14	13	27	39	13	6	4	10	8
2019-20	Belleville	AHL	59	13	14	27	64	--	--	--	--	--



ALEXANDRE CARRIER

POS: D | **HT:** 5-11 | **WT:** 174 | **SHOT:** Right

ACQUIRED: June 27, 2015 - Nashville's fourth choice, 115th overall (fourth round), in the 2015 NHL Draft

PRONUNCIATION: al-ehx-AHN-druh kair-EE-ay | **DOB:** Oct. 8, 1996 | **BIRTHPLACE:** Québec City, Que. | **HOMETOWN:** Québec City, Que.

CAREER NOTES: Appeared in three games with the Predators in 2019-20, making his season debut on Jan. 5 at Anaheim... Recorded a +2 rating in 10:47 of average ice time... Spent the majority of the season with the AHL's Milwaukee Admirals, tallying 37 points (5g-32a) in 55 games... Named to the 2020 AHL All-Star Classic... Led all Admirals blueliners in goals (5), assists (32) and points (37)... Led all Milwaukee skaters in assists and was fourth in points... Skated in a career-high 76 games for Milwaukee in 2018-19... Tallied 37 points (5g-32a), the most among team defensemen and second among all team skaters... Led Milwaukee in assists with 32... Recorded 28 points (4g-24a) in 73 games for the Ads in 2017-18... Tallied three game-winning goals - tied for third on the Admirals - and notched his first AHL shorthanded goal... Had 39 points (6g-33a) in 75 games with Milwaukee as a rookie in 2016-17... Ranked second on the Admirals in assists (33)... Made his NHL debut with the Predators on Jan. 17, 2017 at Vancouver... Appeared in two NHL games in 2016-17, recording one shot and a +1 rating... Represented Milwaukee at the 2017 AHL All-Star Classic... Posted a seven-game assist streak from Nov. 4-19, tied for the longest by an AHL defenseman in 2016-17... Tied for sixth among OJHL defensemen in points (47), seventh in assists (35a) and tied for seventh in goals (12) during his fourth season with Gatineau in 2015-16... Ranked third in points (55), tied for second in assists (43) and tied for 10th in goals (12) among OJHL defensemen in 2014-15... Tied for eighth among OJHL blueliners in power-play assists (20) in 2014-15... A 2015 OJHL Second All-Star Team honoree... Played for the OJHL All-Stars in both 2014 Subway Super Series games, recording a pair of assists... Led Gatineau blueliners in points (28) and assists (25) in 2013-14... Helped Canada to a gold medal at the 2013 Ivan Hlinka Memorial Tournament and a bronze medal at the 2014 U-18 World Championship... Played for Team Québec at the 2013 World U-17 Hockey Challenge... Named a 2012 OMAAA Second All-Star Team honoree with College Antoine-Girouard... Selected fourth overall by Gatineau in the 2012 OJHL Entry Draft... His brother, Samuel, was selected by the Washington Capitals in the sixth round (176th overall) of the 2010 NHL Draft.

CAREER RECORD			REGULAR SEASON					PLAYOFFS				
SEASON	CLUB	LEAGUE	GP	G	A	PTS	PIM	GP	G	A	PTS	PIM
2011-12	College Antoine-Girouard	OMAAA	40	5	25	30	30	11	1	1	2	2
2012-13	Gatineau	OMJHL	50	2	5	7	28	9	1	0	1	6
2013-14	Gatineau	OMJHL	67	3	25	28	29	9	1	4	5	4
2014-15	Gatineau	OMJHL	68	12	43	55	64	11	2	3	5	18
2015-16	Gatineau	OMJHL	57	12	35	47	50	10	0	5	5	4
2016-17	Milwaukee	AHL	72	6	33	39	45	3	0	2	2	0
	Nashville	NHL	2	0	0	0	0	--	--	--	--	--
2017-18	Milwaukee	AHL	73	4	24	28	52	--	--	--	--	--
2018-19	Milwaukee	AHL	76	5	32	37	47	5	0	0	0	0
2019-20	Milwaukee	AHL	55	5	32	37	44	--	--	--	--	--
	Nashville	NHL	3	0	0	0	2	--	--	--	--	--
NHL/PREDATORS TOTALS			5	0	0	0	2	--	--	--	--	--



IN THE SYSTEM

AMATEUR

EUROPEAN PRO/AMATEUR

PROFESSIONAL



SEMYON CHISTYAKOV

POS: D | HT: 5-10 | WT: 168 | SHOT: Left

ACQUIRED: June 22, 2019 - Nashville's fifth choice, 117th overall (fourth round), in the 2019 NHL Draft

PRONUNCIATION: seh-m-YAWN chee-AHST-YA-kaww | **DOB:** Aug. 7, 2001 | **BIRTHPLACE:** Yekaterinburg, Russia | **HOMETOWN:** Yekaterinburg, Russia

E CAREER NOTES: Playing his first KHL season with Avangard Omsk in 2020-21... Won the 2020 Karjala Cup playing for his native Russia... Spent the 2019-20 season playing in Russia's junior league (MHL), beginning with Tolpar Ufa before being traded to Omskie Yasterby... Set personal highs in goals (4), assists (17) and points (21) in his second full MHL season... Helped lead Omskie to the league's quarterfinals... Posted 11 points (1g-10a) in 32 games as a MHL rookie for Tolpar Ufa in 2018-19... Helped lead his team to the league's Eastern Conference semifinal... Also skated in four games for Salavat Yulayev Ufa's U-18 squad, where he had three points (1g-2a)... Served as an alternate captain for Russia's silver-medal earning team at the 2019 World U-18 Championship... Spent the 2017-18 season with Tolpar Ufa (16 games) and Salavat Yulayev Ufa's U-17 team.

CAREER RECORD			REGULAR SEASON					PLAYOFFS				
SEASON	CLUB	LEAGUE	GP	G	A	PTS	PIM	GP	G	A	PTS	PIM
2016-17	Traktor Chelyabinsk U-16	Russia U-16	16	3	8	11	10	--	--	--	--	--
	Salavat Yulayev Ufa U-16	Russia U-16	16	3	8	11	10	--	--	--	--	--
2017-18	Salavat Yulayev Ufa U-17	Russia U-17	24	3	9	12	26	--	--	--	--	--
	Tolpar Ufa	Russia-Jr.	16	1	4	5	18	3	0	1	1	0
2018-19	Salavat Yulayev Ufa U-18	Russia U-18	4	1	2	3	2	--	--	--	--	--
	Tolpar Ufa	Russia-Jr.	32	1	10	11	20	7	0	1	1	29
2019-20	Tolpar Ufa	Russia-Jr.	16	3	8	11	31	--	--	--	--	--
	Omskie Yastreby	Russia-Jr.	11	1	9	10	2	4	0	1	1	0



DEVIN COOLEY

POS: G | HT: 6-5 | WT: 192 | CATCH: Left

ACQUIRED: Sept. 29, 2020 - Signed as a free agent

PRONUNCIATION: DEH-vihn KOO-lee | **DOB:** May 25, 1997 | **BIRTHPLACE:** Los Gatos, Calif. | **HOMETOWN:** Los Gatos, Calif.

P CAREER NOTES: Appeared in nine games as a junior with the University of Denver in 2019-20, going 4-3-2 with two shutouts and a 2.08 goals-against average... Earned NCHC Goalie of the Week honors after pitching a shutout on Dec. 13 vs. Colorado College... Made a personal NCAA-best 20 appearances as a sophomore in 2018-19... Shared the Pioneers' team MVP award and won the most improved player award... Posted a .933 save percentage, the second-highest in Denver school history... Twice named NCHC Goalie of the Week... Helped Denver reach the 2019 Frozen Four by finishing the season with an 11-6-2 record, four shutouts and 1.85 goals-against average... Suited up for three games as a freshman at Denver in 2017-18 as the Pioneers won the NCHC championship... Split the 2016-17 season between the NAHL's Springfield Jr. Blues and BCHL's Wenatchee Wild... Helped lead the Wild to the BCHL's Mainland Division final... Went 6-6-2 for the USHL's Muskegon Lumberjacks in 2015-16... Product of the San Jose Jr. Sharks program.

CAREER RECORD			REGULAR SEASON							PLAYOFFS							
SEASON	CLUB	LEAGUE	GP	W	L	O/T	MINS	GA	SO	GAA	GP	W	L	MINS	GA	SO	GAA
2015-16	Muskegon	USHL	19	6	6	2	911	65	0	4.28	--	--	--	--	--	--	--
2016-17	Springfield	NAHL	10	3	6	1	571	29	1	3.05	--	--	--	--	--	--	--
	Wenatchee	BCHL	14	7	3	0	686	28	3	2.45	2	0	2	55	5	0	5.44
2017-18	Denver	NCHC	3	0	0	0	20	1	0	2.99	--	--	--	--	--	--	--
2018-19	Denver	NCHC	20	11	6	2	1169	36	4	1.85	--	--	--	--	--	--	--
2019-20	Denver	NCHC	9	4	3	2	519	18	2	2.08	--	--	--	--	--	--	--



IN THE SYSTEM

AMATEUR

EUROPEAN PRO/AMATEUR

PROFESSIONAL



LUKAS CRAGGS


POS: LW | **HT:** 6-0 | **WT:** 195 | **SHOT:** Left

ACQUIRED: April 5, 2019 - Signed as a free agent

PRONUNCIATION: LOO-kuhs KRAG-hs | **DOB:** May 16, 1996 | **BIRTHPLACE:** Elmhurst, Ill. | **HOMETOWN:** Elmhurst, Ill.

CAREER NOTES: Spent 2019-20, his first professional season, with Milwaukee (AHL) and Florida (ECHL)... Appeared in 23 games for Milwaukee, posting six points (3g-3a), a +4 rating and 16 penalty minutes... Was fifth among Admirals rookies in points... Played at nearly a point-per-game pace in 12 games for the Everblades, tallying 11 points (6g-5a)... Set career highs in goals (13), assists (12) and points (25) with Bowling Green State University in 2018-19, his junior season... Led the NCAA in penalty minutes with 118... Helped the Falcons reach the NCAA Tournament for the first time since 1990... Scored an NCAA-leading six goals in December to earn his first WCHA Forward of the Month award... Had 19 points (10g-9a) in 40 games with Bowling Green during his sophomore season in 2017-18... Skated in 40 of Bowling Green's 41 games... Posted five points (2g-3a) en route to being named MVP of the Great Lakes Invitational... Named the NCAA's First Star of the Week on Jan. 9... Led the Falcons in penalty minutes with 109... Appeared in all 41 of Bowling Green's games as a freshman in 2016-17... Led his team's freshman class in goals (7) and had 10 points (7g-3a)... Served as an alternate captain for the USHL's Youngstown Phantoms in 2015-16, his second season with the team... In 58 games, recorded 12 goals and 23 points, both USHL career bests... Had 14 points (5g-9a) in 46 games with Youngstown in 2014-15, his rookie season... Skated in two contests with the NAHL's Janesville Jets in 2013-14... Product of the Team Illinois program, where he played three seasons.

CAREER RECORD			REGULAR SEASON					PLAYOFFS				
SEASON	CLUB	LEAGUE	GP	G	A	PTS	PIM	GP	G	A	PTS	PIM
2012-13	Team Illinois U-16	HPHL U-16	26	9	7	16	35	--	--	--	--	--
2013-14	Team Illinois U-18	HPHL U-18	28	20	11	31	79	--	--	--	--	--
	Janesville	NAHL	2	0	0	0	0	--	--	--	--	--
2014-15	Youngstown	USHL	46	5	9	14	69	4	0	0	0	10
2015-16	Youngstown	USHL	58	12	11	23	124	--	--	--	--	--
2016-16	Bowling Green State	WCHA	41	7	3	10	61	--	--	--	--	--
2017-18	Bowling Green State	WCHA	40	10	9	19	109	--	--	--	--	--
2018-19	Bowling Green State	WCHA	35	13	12	25	118	--	--	--	--	--
2019-20	Milwaukee	AHL	23	3	3	6	16	--	--	--	--	--
	Florida	ECHL	12	6	5	11	4	--	--	--	--	--



JEREMY DAVIES

POS: D | **HT:** 5-11 | **WT:** 187 | **SHOT:** Left

ACQUIRED: June 22, 2019 - Acquired with defenseman Steven Santini, a second-round pick in the 2019 NHL Draft (traded to Philadelphia; Philadelphia selected Bobby Brink) and a second-round pick in the 2020 NHL Draft (traded to Minnesota; Minnesota selected Marat Khushnutdinov) from New Jersey for defenseman P.K. Subban
PRONUNCIATION: JAJR-eh-mee DAY-veez | **DOB:** Dec. 4, 1996 | **BIRTHPLACE:** Ste-Anne-de-Bellevue, Que. | **HOMETOWN:** Ste-Anne-de-Bellevue, Que.

CAREER NOTES: Skated in 62 games as a rookie for the AHL's Milwaukee Admirals, posting 28 points (4g-24a)... Led AHL rookies and was third among all AHL skaters in plus-minus at +26... Was sixth among AHL rookie defensemen in points and tied for sixth in assists (24)... Finished third among Admirals blueliners in points and assists... Recorded a career-high 36 points (8g-28a) at Northeastern University as a junior in 2018-19... Served as an alternate captain for the Huskies... Was the first defenseman to lead Northeastern in scoring since 2001-02... Picked up multiple honors, including a spot on the Hockey East First All-Star and All-Tournament Teams... Was a finalist for the Hobey Baker Memorial Award, given to the nation's best college hockey player... Ranked second among Hockey East defensemen in points... Among all conference skaters was second in power-play points (21), fourth in assists (28) and sixth in blocked shots (58)... Tallied 35 points (6g-29a) as a sophomore in 2017-18, the most among Northeastern blueliners... Tied for fifth among NCAA defensemen and led Hockey East blueliners in points... His 29 assists were the third-most on the Huskies... Was fourth on his team in blocked shots (47)... Named a CCM/ACHA First Team All-American... Won the 2017 Spengler Cup with Canada, tallying an assist in four games... Posted 23 points (8g-15a) in 38 games with Northeastern during his freshman season in 2016-17... Ranked second among team defensemen in points and tied for second in assists (15)... Recorded 69 points (16g-53a) in 103 career games with the USHL's Bloomington Thunder from 2014-16, leaving as the franchise's all-time leader in points among defensemen... Led USHL defensemen in scoring during the 2015-16 season with 49 points (13g-36a) in 60 games with Bloomington... Earned First Team All-USHL honors... Named a three-time USHL Defenseman of the Week... Split his first USHL season in 2014-15 between Bloomington and the Waterloo Black Hawks, tallying a combined 24 points (4g-30a) in 54 games... Product of the Lac St-Louis system, where he played two seasons in the QMAAA from 2012-14.

CAREER RECORD			REGULAR SEASON					PLAYOFFS				
SEASON	CLUB	LEAGUE	GP	G	A	PTS	PIM	GP	G	A	PTS	PIM
2012-13	Lac St-Louis	QMAAA	42	5	27	32	12	5	1	1	2	0
2013-14	Lac St-Louis	QMAAA	42	7	26	33	74	16	4	15	19	28
2014-15	Waterloo	USHL	11	1	3	4	6	--	--	--	--	--
	Bloomington	USHL	43	3	17	20	70	--	--	--	--	--
2015-16	Bloomington	USHL	60	13	36	49	48	8	0	6	6	6
2016-17	Northeastern	NCAA	38	8	15	23	38	--	--	--	--	--
2017-18	Northeastern	NCAA	36	6	29	35	39	--	--	--	--	--
2018-19	Northeastern	NCAA	37	8	28	36	41	--	--	--	--	--
2019-20	Milwaukee	AHL	62	4	24	28	46	--	--	--	--	--



IN THE SYSTEM

AMATEUR

EUROPEAN PRO/AMATEUR

PROFESSIONAL



MARC DEL GAIZO

POS: D | **HT:** 5-10 | **WT:** 181 | **SHOT:** Left


ACQUIRED: June 22, 2019 - Nashville's fourth choice, 109th overall (fourth round), in the 2019 NHL Draft

PRONUNCIATION: MAHRK DEHL GUY-zoh | **DOB:** Oct. 11, 1999 | **BIRTHPLACE:** Basking Ridge, N.J. | **HOMETOWN:** Basking Ridge, N.J.

A

CAREER NOTES: Will serve as an alternate captain for UMass Amherst as a junior in 2020-21... Tallied 15 points (4g-11a) in 22 games as a sophomore at UMass Amherst in 2019-20... Missed time early in the season due to an ankle injury... Was second among all Minutemen defensemen in points and had a +9 rating... Picked up 13 of his 15 points during Hockey East conference play... Tallied three points (2g-1a) on Feb. 29 vs. UConn... Posted 29 points (13g-16a) in 41 games with the Minutemen in 2018-19, his freshman campaign... Ranked second among team defensemen in points... Helped lead UMass Amherst to its first Frozen Four in school history... Named to the Hockey East All-Rookie Team and Hockey East Third All-Star Team... Led Muskegon Lumberjacks (USHL) defensemen in points with 38 (12g-26a) in 2017-18... His 12 goals were the most among USHL blueliners... Named to the USHL Second All-Star Team... Had 23 points (3g-20a) in his first USHL season with Muskegon in 2016-17 en route to a spot on the league's All-Rookie Second Team.

CAREER RECORD			REGULAR SEASON					PLAYOFFS				
SEASON	CLUB	LEAGUE	GP	G	A	PTS	PIM	GP	G	A	PTS	PIM
2014-15	New Jersey Rockets U-16	TIEHL U-16	27	5	6	11	12	4	1	0	1	15
2015-16	New Jersey Rockets	EHL	34	7	19	26	52	2	0	3	3	0
	Muskegon	USHL	2	0	0	0	0	--	--	--	--	--
2016-17	Muskegon	USHL	58	3	20	23	51	4	1	0	1	2
2017-18	Muskegon	USHL	59	12	26	38	69	3	2	2	4	4
2018-19	UMass Amherst	Hockey East	41	13	16	29	26	--	--	--	--	--
2019-20	UMass Amherst	Hockey East	22	4	11	15	14	--	--	--	--	--



DAVID FARRANCE

POS: D | **HT:** 6-0 | **WT:** 190 | **SHOT:** Left

ACQUIRED: June 24, 2017 - Nashville's third choice, 92nd overall (third round), in the 2017 NHL Draft

PRONUNCIATION: DAY-vihd FAIR-ehnts | **DOB:** June 23, 1999 | **BIRTHPLACE:** Victor, N.Y. | **HOMETOWN:** Victor, N.Y.

A

CAREER NOTES: Will serve as an alternate captain for Boston University as a senior in 2020-21... Named a Top 10 finalist for the 2020 Hobey Baker Award following a 14-goal, 43-point junior season at Boston University in 2019-20... Also was named a 2019-20 Hockey East First-Team All-Star and earned a spot on the All-USCHO First Team... Selected as a semifinalist for the Walter Brown Award, given to the top American-born college hockey player in New England... Named the NCAA's Second Star of the Week on Nov. 12; the Hockey East's Defensive Player of the Week on Nov. 25; and a Hockey East Top Performer seven times... Led his team in points in 34 games... Led all Division I defensemen in points (43), goals (14) and power-play goals (9)... Among all skaters, tied for third in power-play points (22), sixth in points and ninth in assists... Posted 12 points (7g-5a) during his career-high seven-game point streak from Nov. 2-23... Recorded 13 multi-point games... Scored five goals, including his first NCAA hat trick, in two games against Providence on Nov. 8-9, setting the school record for goals in a weekend series by a blueliner... Tallied 20 points (4g-16a) in 37 games with the Terriers as a sophomore in 2018-19... Tied for fifth on his team in points... Named a two-time Hockey East Top Performer (Oct. 15 and Nov. 19)... Had nine points (3g-6a) in 31 games for Boston University in 2017-18, his freshman season... Named to the NCAA Northeast Regional All-Tournament Team... Scored the game-winning goal against top-seeded Cornell in his first NCAA Tournament game on March 24, 2018... Posted seven goals and 37 points in 64 games for USA Hockey's National Team Development Program in 2016-17... Helped the U.S. win a gold medal at the 2017 World U-18 Championship, tallying three points (2g-1a) in seven games... Played for the Americans at the 2015 World U-17 Hockey Challenge... Won a New York state title with Victor High School in 2015 and is the school's all-time leading scorer with 82 points (55g-26a)... Product of the Syracuse Jr. Stars program... Named the Jr. Stars' MVP and top defenseman in 2014-15.

CAREER RECORD			REGULAR SEASON					PLAYOFFS				
SEASON	CLUB	LEAGUE	GP	G	A	PTS	PIM	GP	G	A	PTS	PIM
2013-14	Victor High	N.Y.-HS	17	31	11	42	--	--	--	--	--	--
	Syracuse Jr. Stars 16-U	USPHL 16-U	28	20	12	32	50	--	--	--	--	--
2014-15	Victor High	N.Y.-HS	14	24	15	39	--	4	4	3	7	--
	Syracuse Jr. Stars 16-U	USPHL 16-U	29	27	25	52	28	3	2	0	2	4
2015-16	U.S. NTDP U-17	U-17	52	8	15	23	24	--	--	--	--	--
2016-17	U.S. NTDP U-18	U-18	64	7	30	37	38	--	--	--	--	--
2017-18	Boston University	Hockey East	31	3	6	9	12	--	--	--	--	--
2018-19	Boston University	Hockey East	37	4	16	20	19	--	--	--	--	--
2019-20	Boston University	Hockey East	34	14	29	43	20	--	--	--	--	--



IN THE SYSTEM

AMATEUR

EUROPEAN PRO/AMATEUR

PROFESSIONAL



BRANDON FORTUNATO


POS: D | **HT:** 5-11 | **WT:** 170 | **SHOT:** Left

ACQUIRED: April 5, 2019 - Signed as a free agent

PRONUNCIATION: BRAN-duhn fohr-TUHN-NAH-toh | **DOB:** June 7, 1996 | **BIRTHPLACE:** North Hills, N.Y. | **HOMETOWN:** Albertson, N.Y.

CAREER NOTES: Spent his entire rookie professional season with the ECHL's Florida Everblades in 2019-20... Tallied 21 points (2g-19a) in 48 games... Was third among Everblades defensemen in points and assists... Tallied a career-high 28 points and 23 assists for Quinnipiac University in 2018-19, his senior campaign... Was second on his team in assists, tied for third in plus-minus (+15) and fourth in points... Recorded a 20-point improvement from his junior seasons at Quinnipiac... Ended his season with points in six straight games (3g-7a) and posted a five-point performance on Oct. 27, 2018 vs. American International, tied for the second-most in a game in school history... Had eight points (5g-3a) in 37 games with Quinnipiac in 2017-18, his first season with the school... Sat out the entire 2016-17 season after transferring to Quinnipiac from Boston University... Had 22 points (5g-17a) - the third-most among team defensemen - in 38 games with Boston University in 2015-16... Earned a bronze medal with the U.S. at the 2016 World Junior Championship, tallying an assist and +6 rating in seven games... Posted a +17 rating and 18 points (1g-17a) in 41 games with the Terriers as a freshman in 2014-15... Won the Hockey East championship... Ranked second among team blueliners in points and assists... Tallied 37 points (3g-34a) in 61 games with the USA Hockey's National Team Development Program's U-18 team in 2013-14... Won gold at the 2014 U-18 World Championship with the U.S., adding four assists in seven games... Recorded 21 points (21a) for the U.S. NTDP U-17 squad in 2012-13.

CAREER RECORD			REGULAR SEASON					PLAYOFFS				
SEASON	CLUB	LEAGUE	GP	G	A	PTS	PIM	GP	G	A	PTS	PIM
2010-11	Portledge School	N.Y.-Prep	17	0	7	7	--	--	--	--	--	--
2011-12	Portledge School	N.Y.-Prep	17	10	20	30	--	--	--	--	--	--
	Long Island Royals 16-U	AYHL 16-U	22	3	11	14	4	--	--	--	--	--
2012-13	U.S. NTDP	U-17	56	0	21	21	4	--	--	--	--	--
2013-14	U.S. NTDP	U-18	61	3	34	37	14	--	--	--	--	--
2014-15	Boston University	Hockey East	41	1	17	18	0	--	--	--	--	--
2015-16	Boston University	Hockey East	38	5	17	22	6	--	--	--	--	--
2017-18	Quinnipiac	ECAC	37	5	3	8	16	--	--	--	--	--
2018-19	Quinnipiac	ECAC	26	5	23	28	2	--	--	--	--	--
2019-20	Florida	ECHL	48	2	19	21	8	--	--	--	--	--



ETHAN HAIDER

POS: G | **HT:** 6-3 | **WT:** 209 | **CATCH:** Left

ACQUIRED: June 22, 2019 - Nashville's sixth choice, 148th overall (fifth round), in the 2019 NHL Draft

PRONUNCIATION: EE-thuhn HIGH-duhr | **DOB:** Sept. 4, 2001 | **BIRTHPLACE:** Maple Grove, Minn. | **HOMETOWN:** Maple Grove, Minn.

CAREER NOTES: Beginning his freshman season at Clarkson University in 2020-21... Played in 35 games for the Sioux City Musketeers in 2019-20, his only USHL season... Went 11-15-6, stopping at least 30 shots in nine games... Made a season-high 52 saves on March 6... Represented the U.S. at the World Junior A Challenge in December 2019, earning a bronze medal... Spent the 2018-19 season with the NAHL's Minnesota Magicians, going 19-13-2... Earned the team's starting goaltender job and led the Magicians to the Robertson Cup Playoffs... Ranked second in save percentage (.926) and third in goals-against average (2.35) among NAHL rookies... Made his NAHL debut with Minnesota in 2017-18, appearing in one game... Skated for his hometown Maple Grove High School for two seasons from 2016-18... Also played 12 games for Team Northwest of the Upper Midwest High School Elite League in 2017-18.

CAREER RECORD			REGULAR SEASON							PLAYOFFS							
SEASON	CLUB	LEAGUE	GP	W	L	O/T	MINS	GA	SO	GAA	GP	W	L	MINS	GA	SO	GAA
2017-18	Team Northwest	UMHSEHL	12	5	6	0	657	55	0	5.02	1	0	1	40	5	0	7.50
	Maple Grove High	Minn.-HS	23	9	11	3	1195	69	1	2.94	3	2	1	153	8	1	2.67
	Minnesota	NAHL	1	0	0	0	20	1	0	3.00	--	--	--	--	--	--	--
2018-19	Minnesota	NAHL	37	19	13	2	2096	82	3	2.35	6	3	3	360	22	1	3.67
2019-20	Sioux City	USHL	35	11	15	6	1971	109	0	3.32	--	--	--	--	--	--	--



IN THE SYSTEM

AMATEUR

EUROPEAN PRO/AMATEUR

PROFESSIONAL



PATRICK HARPER

POS: C | **HT:** 5-9 | **WT:** 160 | **SHOT:** Left

ACQUIRED: June 25, 2016 - Nashville's sixth choice, 138th overall (fifth round), in the 2016 NHL Draft

PRONUNCIATION: PAT-rikk HAHR-puhr | **DOB:** July 29, 1998 | **BIRTHPLACE:** New York City, N.Y. | **HOMETOWN:** New Canaan, Conn.

CAREER NOTES: Entering his first professional season... Closed out his fourth-year career at Boston University with a 14-goal, 37-point season in 2019-20... Earned Hockey East Third Team All-Star honors... Tied his career high in points... Set a collegiate career high in goals... Finished 15th among all NCAA skaters in points per game (1.16), tied for 18th in points and tied for 25th in assists (23)... Led the Terriers in plus-minus (+11)... Became the 84th player in BU history to record at least 100 career points... Tied for fifth on the Terriers in points with 20 (6g-14a) during his junior season in 2018-19... Was one of six players on his team to skate in all 38 games... Two-time Hockey East Top Performer (Jan. 28 and March 18)... Had 21 points (8g-13a) in 20 games with BU during his sophomore season in 2017-18... Missed the final 20 games of the season due to illness... Led the Terriers in scoring in the team's first 20 games... Named the Hockey East Player of the Week twice... Earned bronze with the U.S. at the 2018 World Junior Championship, where he tallied four points (2g-2a) in seven games... Posted 37 points (13g-24a) in 38 games during his freshman season at BU in 2016-17... Began his freshman campaign with points in seven straight games (4g-7a), including four multi-point performances... Tied for first on the Terriers in assists with 24... Ranked fifth among NCAA freshmen in points and sixth in assists... Named to the 2016-17 Hockey East All-Rookie Team... Won gold with the U.S. at the 2017 World Junior Championship... Co-captained Avon Old Farms School in 2015-16, leading the team in scoring with 59 points (20g-39a) in 27 games... Also skated with the Neponset Valley U-18 and Omaha Lancers (USHL) squads in 2015-16... Had four points (1g-3a) in nine games with Omaha... Played for the U.S. at the 2016 Ivan Hlinka Memorial Tournament... Had 47 points (20g-27a) in 22 games with Avon Old Farms in 2014-15... Skated in four games for USA Hockey's National Team Development Program (U-17) in 2014-15... Played for the Connecticut Oilers program from 2012-14.

CAREER RECORD			REGULAR SEASON					PLAYOFFS				
SEASON	CLUB	LEAGUE	GP	G	A	PTS	PIM	GP	G	A	PTS	PIM
2014-15	Avon Old Farms	Conn.-HS	22	20	27	47	0	--	--	--	--	--
	Neponset Valley U-18	MHSL U-18	14	14	16	30	2	--	--	--	--	--
	U.S. NTDP U-17	U-17	4	0	1	1	2	--	--	--	--	--
2015-16	Avon Old Farms	Conn.-HS	27	20	39	59	0	--	--	--	--	--
	Neponset Valley U-18	MHSL U-18	13	19	13	32	4	--	--	--	--	--
	Omaha	USHL	9	1	3	4	2	--	--	--	--	--
2016-17	Boston University	Hockey East	38	13	24	37	8	--	--	--	--	--
2017-18	Boston University	Hockey East	20	13	24	37	8	--	--	--	--	--
2018-19	Boston University	Hockey East	38	6	14	20	6	--	--	--	--	--
2019-20	Boston University	Hockey East	32	14	23	37	6	--	--	--	--	--





IN THE SYSTEM

AMATEUR

EUROPEAN PRO/AMATEUR

PROFESSIONAL



BEN HARPUR

POS: D | **HT:** 6-6 | **WT:** 223 | **SHOT:** Left

ACQUIRED: Feb. 22, 2020 - Acquired from Toronto for forward Miikka Salomaki

PRONUNCIATION: BEHN HAHR-puhr | **DOB:** Jan. 12, 1995 | **BIRTHPLACE:** Hamilton, Ont. | **HOMETOWN:** Hamilton, Ont.

CAREER NOTES: Tallied 12 points (1g-11a) in 41 total AHL games in 2019-20... Skated the first 34 games of the season with the Toronto Marlies, where he had 11 (1g-10a) of his 12 points... Also recorded 22 penalty minutes and a +9 rating with the Marlies... Ended the regular season with the Admirals, posting an assist and 20 penalty minutes in seven games... Spent the entire 2018-19 season with the Ottawa Senators, skating in a career-high 51 games while recording five points (1g-4a) and 56 penalty minutes... Played the majority of the 2017-18 campaign with Ottawa, skating in 41 games... Also appeared in 19 games for the AHL's Belleville Senators, where he served as an alternate captain and had 11 points (2g-9a)... Featured in 63 games for Binghamton in 2016-17, posting a career-high 27 points (2g-25a)... Made his NHL debut with Ottawa during the 2015-16 campaign... Appeared in five games for Ottawa before being assigned to Binghamton, where he had six points (2g-4a) in 47 games as a rookie... Made Ottawa's 2017 Stanley Cup Playoff roster and skating in his first nine career postseason games, collecting two assists... Originally drafted by Ottawa in the fourth round (108th overall) of the 2013 NHL Draft... Skated four OHL seasons with the Guelph Storm and Barrie Colts from 2011-15... His OHL tenure was highlighted by winning the OHL title and earning a spot in the Memorial Cup in 2013-14 with Guelph... Posted 16 points (3g-13a) and a +34 rating in 67 games for the Storm during their OHL championship season... Product of the Niagara Falls youth hockey program.

CAREER RECORD			REGULAR SEASON					PLAYOFFS				
SEASON	CLUB	LEAGUE	GP	G	A	PTS	PIM	GP	G	A	PTS	PIM
2011-12	Guelph	OHL	34	1	3	4	22	--	--	--	--	--
2012-13	Guelph	OHL	67	3	12	15	59	5	0	0	0	2
2013-14	Guelph	OHL	67	3	13	16	69	20	1	4	5	12
2014-15	Guelph	OHL	28	4	16	20	40	--	--	--	--	--
	Barrie	OHL	29	1	10	11	22	9	2	4	6	6
2015-16	Ottawa	NHL	5	0	1	1	2	--	--	--	--	--
	Binghamton	AHL	47	2	4	6	34	--	--	--	--	--
	Evansville	ECHL	4	0	2	2	2	--	--	--	--	--
2016-17	Ottawa	NHL	6	0	0	0	0	9	0	2	2	4
	Binghamton	AHL	63	2	25	27	81	--	--	--	--	--
2017-18	Ottawa	NHL	41	0	1	1	21	--	--	--	--	--
	Belleville	AHL	19	2	9	11	31	--	--	--	--	--
2018-19	Ottawa	NHL	51	1	4	5	56	--	--	--	--	--
2019-20	Toronto	AHL	34	1	10	11	22	--	--	--	--	--
	Milwaukee	AHL	7	0	1	1	20	--	--	--	--	--
NHL TOTALS			103	1	6	7	79	9	0	2	2	4





IN THE SYSTEM

AMATEUR

EUROPEAN PRO/AMATEUR

PROFESSIONAL



CONNOR INGRAM

POS: G | **HT:** 6-1 | **WT:** 200 | **CATCH:** Left

ACQUIRED: June 14, 2019 - Acquired from Tampa Bay for a seventh-round pick in the 2021 NHL Draft

PRONUNCIATION: KAW-nuhr IHN-gruhm | **DOB:** March 31, 1997 | **BIRTHPLACE:** Imperial, Sask. | **HOMETOWN:** Imperial, Sask.

CAREER NOTES: Recorded the best statistical season of his professional career with the AHL's Milwaukee Admirals in 2019-20, going 21-5-5 with a 1.92 goals-against average and .933 save percentage... Ranked third among all AHL goaltenders in goals-against average and save percentage... Won 21 games, tied for the third-most in the AHL... Named to the 2019-20 AHL Second All-Star Team... Represented Milwaukee in the 2020 AHL All-Star Classic... Alongside teammate Troy Grosenick won the AHL's Harry "Hap" Holmes Memorial Award, which is presented to the goaltender or goaltenders who allow the fewest goals per game in the regular season... Spent the 2018-19 season with the AHL's Syracuse Crunch and ECHL's Orlando Solar Bears, appearing in 35 total games... Closed out the season with Orlando, where he helped lead the Solar Bears to the Second Round of the 2019 Kelly Cup Playoffs with a 1.94 goals-against average and .935 save percentage in 10 postseason games... Posted an 8-2-0 record in 13 regular-season games with Orlando... Began the campaign with a 14-7-0 record, 2.26 goals-against average and .922 save percentage with Syracuse... Recorded eight shutouts, tied for the most in the AHL... Named to the 2019 AHL All-Star Classic... Featured in 35 games for Syracuse as an AHL rookie in 2017-18, going 20-11-2 with four shutouts... Originally drafted by the Tampa Bay Lightning in the third round (88th overall) of the 2016 NHL Draft... Spent three seasons with the WHL's Kamloops Blazers from 2014-17... Selected as the Blazers' MVP in his final two seasons with the team, which included a WHL-leading .927 save percentage and a spot on the league's second all-star team in 2016-17... Represented Canada at the 2017 World Junior Championship, posting a 2-1 record and one shutout en route to a silver medal.

CAREER RECORD			REGULAR SEASON							PLAYOFFS							
SEASON	CLUB	LEAGUE	GP	W	L	O/T	MINS	GA	SO	GAA	GP	W	L	MINS	GA	SO	GAA
2014-15	Kamloops	WHL	52	21	21	5	2915	144	3	2.96	--	--	--	--	--	--	--
2015-16	Kamloops	WHL	61	34	15	9	3539	154	4	2.61	7	3	4	424	15	1	2.12
2016-17	Kamloops	WHL	45	26	14	2	2577	105	5	2.44	6	2	4	357	13	0	2.18
2017-18	Syracuse	AHL	35	20	11	0	1983	77	4	2.33	4	1	3	274	14	0	3.07
	Adirondack	ECHL	3	2	0	1	185	4	0	1.30	--	--	--	--	--	--	--
2018-19	Syracuse	AHL	22	14	7	0	1303	49	6	2.26	--	--	--	--	--	--	--
	Orlando	ECHL	13	8	2	0	705	33	1	2.81	10	5	5	681	22	0	1.94
2019-20	Milwaukee	AHL	33	21	5	5	1906	61	2	1.92	--	--	--	--	--	--	--



TANNER JEANNOT

POS: LW | **HT:** 6-2 | **WT:** 216 | **SHOT:** Left

ACQUIRED: April 2, 2018 - Signed as a free agent

PRONUNCIATION: TAHN-uh ruh-NO | **DOB:** May 29, 1997 | **BIRTHPLACE:** Oxbow, Sask. | **HOMETOWN:** Oxbow, Sask.

CAREER NOTES: Recorded AHL career highs in games played (57), assists (15) and points (20) with the Milwaukee Admirals in 2019-20, his second professional season... Was third on Milwaukee in penalty minutes (87)... One of six Admirals players to score a shorthanded goal, the first of his pro career... Also skated in three games for the ECHL's Florida Everblades, tallying five points (4g-1a)... Posted 11 points (7g-4a) in 37 games with Milwaukee in 2018-19, his rookie AHL campaign... Was fourth among team rookies in points... Skated in three of Milwaukee's Calder Cup Playoff games... Tallied a career-high 80 points (40g-40a) for the WHL's Moose Jaw Warriors in 2017-18... Served as an alternate captain... Helped Moose Jaw to the best regular-season record in the WHL at 52-15-5... Ranked third on his team in goals (40) and points (80)... Had the third-best plus-minus rating in the WHL (+49)... Posted a 28-point improvement from 2016-17, where he had 52 points (19g-33a) in 71 games with Moose Jaw... Tallied 33 points (17g-16a) in 72 games for the Warriors in 2015-16... Had five points (1g-4a) in 52 games in 2014-15, his rookie WHL campaign... Amassed 170 points (77g-93a) in 267 career WHL games... Ranked second on the SMHL's Yorkton Harvest in points with 36 (15g-21a) in 2013-14... Product of the Estevan Bruins youth hockey program, based in Estevan, Sask.

CAREER RECORD			REGULAR SEASON					PLAYOFFS				
SEASON	CLUB	LEAGUE	GP	G	A	PTS	PIM	GP	G	A	PTS	PIM
2013-14	Yorkton	SMHL	44	15	21	36	52	3	1	1	2	2
	Kindersley	SJHL	--	--	--	--	--	2	0	0	0	0
2014-15	Moose Jaw	WHL	52	1	4	5	8	--	--	--	--	--
2015-16	Moose Jaw	WHL	72	17	16	33	65	10	6	9	15	11
2016-17	Moose Jaw	WHL	71	19	33	52	84	7	0	1	1	8
2017-18	Moose Jaw	WHL	72	40	40	80	83	13	3	5	8	12
2018-19	Milwaukee	AHL	37	7	4	11	39	3	0	0	0	0
2019-20	Milwaukee	AHL	57	5	15	20	87	--	--	--	--	--
	Florida	ECHL	3	4	1	5	6	--	--	--	--	--



IN THE SYSTEM

AMATEUR

EUROPEAN PRO/AMATEUR

PROFESSIONAL



KASIMIR KASKISUO

POS: G | **HT:** 6-3 | **WT:** 194 | **CATCH:** Left

ACQUIRED: Oct. 13, 2020 - Signed as a free agent

PRONUNCIATION: kaz-AH-mear kass-KA-soo-oh | **DOB:** Oct. 2, 1993 | **BIRTHPLACE:** Vantaa, Finland | **HOMETOWN:** Vantaa, Finland

CAREER NOTES: Made his NHL debut with the Toronto Maple Leafs on Nov. 16, 2019 at Pittsburgh... Appeared in 27 games with the AHL's Toronto Marlies in 2019-20, his fourth full professional season... Won a career-high 14 games and recorded a 2.79 goals-against average, .909 save percentage and one shutout... Represented Toronto in the 2020 AHL All-Star Classic... Played in a career-high 30 games for the Marlies in 2018-19, going 12-9-5 with four shutouts... Went 9-3 in 12 Calder Cup Playoff games, recording a 2.14 goals-against average and .927 save percentage... Split the 2017-18 season between the Marlies, Chicago Wolves (AHL) and Orlando Solar Bears (ECHL)... Played in 28 games for the Wolves, going 13-13-2... Spent his first full pro season with the Marlies and Solar Bears, suiting up for seven AHL games and 32 ECHL contests... Went 5-1-0 with a 1.84 goals-against average as an AHL rookie and played in 10 Calder Cup Playoff games... Made his first two professional appearances in 2015-16 for the Marlies after the conclusion of his two-year NCAA career with the University of Minnesota-Duluth... Broke several school goaltending records, including career goals-against average (2.10) and save percentage (.920)... As a sophomore, recorded a 1.92 goals-against average, setting the Bulldogs' single-season record... Tied the school's shutout record with five en route to a spot on the NCHC's Honorable Mention All-Star Team... Recorded the NAHL's best goals-against average (1.48) and save percentage (.944) with the Minnesota Wilderness in 2013-14... Product of the Jokerit (Helsinki) youth hockey program.

CAREER RECORD			REGULAR SEASON							PLAYOFFS							
SEASON	CLUB	LEAGUE	GP	W	L	O/T	MINS	GA	SO	GAA	GP	W	L	MINS	GA	SO	GAA
2012-13	Jokerit U-20	Finland-Jr.	13	--	--	--	--	--	--	2.72	--	--	--	--	--	--	--
2013-14	Minnesota	NAHL	32	21	6	5	1951	48	9	1.48	5	2	1	274	8	1	1.75
2014-15	Minnesota-Duluth	NCHC	36	18	14	3	2114	81	1	2.3	--	--	--	--	--	--	--
2015-16	Minnesota-Duluth	NCHC	39	19	15	5	2350	75	5	1.92	--	--	--	--	--	--	--
	Toronto	AHL	2	1	0	1	125	5	0	2.40	--	--	--	--	--	--	--
2016-17	Toronto	AHL	7	5	1	0	391	12	1	1.84	10	5	3	564	25	0	2.66
	Orlando	ECHL	32	14	11	2	1842	106	1	3.45	--	--	--	--	--	--	--
2017-18	Toronto	AHL	1	1	0	0	60	1	0	1	--	--	--	--	--	--	--
	Orlando	ECHL	2	1	1	0	123	8	0	3.91	--	--	--	--	--	--	--
	Chicago	AHL	28	13	13	0	1613	64	2	2.38	--	--	--	--	--	--	--
2018-19	Toronto	AHL	30	12	14	1	1624	83	4	3.07	12	9	3	730	26	1	2.14
2019-20	Toronto	AHL	27	14	9	2	1529	71	1	2.79	--	--	--	--	--	--	--
	Toronto	NHL	1	0	1	0	60	6	0	6.00	--	--	--	--	--	--	--
NHL TOTALS			1	0	1	0	60	6	0	6.00	--	--	--	--	--	--	--



JACHYM KONDELIK

POS: C | **HT:** 6-6 | **WT:** 227 | **SHOT:** Left

ACQUIRED: June 23, 2018 - Nashville's first choice, 11th overall (fourth round), in the 2018 NHL Draft

PRONUNCIATION: YA-come CON-duh-leak | **DOB:** Dec. 21, 1999 | **BIRTHPLACE:** Hannover, Germany | **HOMETOWN:** Hannover, Germany

CAREER NOTES: Tied for third on Connecticut in points with 23 (8g-15a) in 2019-20, his sophomore season... Set an NCAA-career high in goals with eight, doubling his total from his freshman campaign... Scored two game-winning goals and added a shorthanded goal... Led all UConn forwards in blocked shots (24)... Was second on his team in face-off percentage, winning 52.2 percent of his draws... Won 311 total faceoffs, the fifth-most in Hockey East... Had 26 points (4g-22a) in 33 games as a freshman at UConn in 2018-19... Posted a team-leading 22 assists... Led NCAA freshmen in assists and was tied for sixth among NCAA rookies in points at the time of UConn's season-ending game on March 8... Was second on UConn in points... Posted two points (1g-1a) in five 2019 World Junior Championship games, helping the Czech Republic reach the quarterfinals... Recorded 34 points (16g-18a) in 44 games with the USHL's Muskegon Lumberjacks in 2017-18, more than doubling his production from his rookie USHL season... Had 15 points (7g-8a) in 43 games with Muskegon in 2016-17, his first in North America... Posted a team-leading 69 points (23g-46a) with the Czech Republic's Ceske Budejovice's U-18 squad in 2015-16, his last season in Europe... Won a gold medal with the Czech Republic at the 2016 Ivan Hlinka Memorial Tournament... Recorded six points (1g-5a) in five games at the 2017 U-18 World Championship... Product of the Ceske Budejovice youth hockey program in the Czech Republic.

CAREER RECORD			REGULAR SEASON					PLAYOFFS				
SEASON	CLUB	LEAGUE	GP	G	A	PTS	PIM	GP	G	A	PTS	PIM
2013-14	Ceske Budejovice U-16	Czech U-16	33	4	9	13	14	--	--	--	--	--
2014-15	Ceske Budejovice U-16	Czech U-16	23	7	27	34	39	--	--	--	--	--
	Ceske Budejovice U-18	Czech U-18	5	1	1	2	2	--	--	--	--	--
2015-16	Ceske Budejovice U-18	Czech U-18	44	23	46	69	53	--	--	--	--	--
2016-17	Muskegon	USHL	43	7	8	15	6	--	--	--	--	--
2017-18	Muskegon	USHL	44	16	18	34	43	3	1	2	3	4
2018-19	Connecticut	Hockey East	33	4	22	26	12	--	--	--	--	--
2019-20	Connecticut	Hockey East	34	8	15	23	25	--	--	--	--	--



IN THE SYSTEM

AMATEUR

EUROPEAN PRO/AMATEUR

PROFESSIONAL



TYLER LEWINGTON

POS: D | **HT:** 6-2 | **WT:** 202 | **SHOT:** Right

ACQUIRED: Oct. 13, 2020 - Signed as a free agent

PRONUNCIATION: TIGH-luhr LOO-ihng-tuhn | **DOB:** Dec. 5, 1994 | **BIRTHPLACE:** Edmonton, Alta. | **HOMETOWN:** Edmonton, Alta.

CAREER NOTES: Spent the majority of the 2019-20 season with the AHL's Hershey Bears, posting 13 points (4g-9a) in 43 games, helping his team to the second-best record in the Eastern Conference... Skated in six NHL games for the Washington Capitals, racking up 17 penalty minutes... Served as an alternate captain for Hershey in 2018-19, tallying 15 points (3g-12a) in 65 games... Had 20 penalty minutes in eight 2019 Calder Cup Playoff games... Played in two NHL games for Washington, including his League debut on Dec. 22, 2018... Recorded a "Gordie Howe Hat Trick" in the second game of his NHL career on Dec. 29, 2018... Led Hershey in penalty minutes in each of his first two AHL seasons (142 in 2016-17 and 149 in 2017-18)... Had 11 points (2g-9a) in 71 AHL games in 2017-18... Posted a career-best 17 points (4g-13a) in 72 games during his first full pro season in 2016-17... Split his rookie professional season between Hershey and the ECHL's South Carolina Stingrays... Captained the Medicine Hat Tigers in his fourth and final WHL season in 2014-15... Posted a career-best 45 points (9g-36a)... Tallied 112 points (18g-94a) in 250 career WHL games... Had seven points (2g-5a) in 43 career WHL postseason contests.

CAREER RECORD			REGULAR SEASON					PLAYOFFS				
SEASON	CLUB	LEAGUE	GP	G	A	PTS	PIM	GP	G	A	PTS	PIM
2011-12	Medicine Hat	WHL	44	0	3	3	46	8	0	1	1	2
2012-13	Medicine Hat	WHL	69	2	24	26	131	8	1	0	1	14
2013-14	Medicine Hat	WHL	68	7	31	38	121	18	0	3	3	26
2014-15	Medicine Hat	WHL	69	9	36	45	113	9	1	1	2	10
2015-16	Hershey	AHL	32	3	3	6	89	21	4	1	5	19
	South Carolina	ECHL	14	1	5	6	20	--	--	--	--	--
2016-17	Hershey	AHL	72	4	13	17	142	12	1	3	4	17
2017-18	Hershey	AHL	71	2	9	11	149	--	--	--	--	--
2018-19	Hershey	AHL	65	3	12	15	121	8	0	0	0	20
	Washington	NHL	2	1	1	2	7	--	--	--	--	--
2019-20	Hershey	AHL	43	4	9	13	76	--	--	--	--	--
	Washington	NHL	6	0	0	0	17	--	--	--	--	--
NHL TOTALS			8	1	1	2	24	--	--	--	--	--



SEAN MALONE

POS: C | **HT:** 6-0 | **WT:** 190 | **SHOT:** Left

ACQUIRED: July 15, 2020 - Signed as a free agent

PRONUNCIATION: SHAWN muh-LOHN | **DOB:** April 30, 1995 | **BIRTHPLACE:** Buffalo, N.Y. | **HOMETOWN:** Buffalo, N.Y.

CAREER NOTES: Posted a career-high 30 points (12g-18a) in 58 games with the AHL's Rochester Americans in 2019-20... Tied for the second-most points on Rochester... Matched his AHL career high in goals (12)... Led Americans forwards in plus-minus with a +15 rating... Skated for 38 games for Rochester in 2018-19, tallying 13 points (4g-9a)... Recorded 22 points (12g-10a) as an AHL rookie in 2017-18 with Rochester... Made his NHL debut with the Buffalo Sabres on April 8, 2017 after completing his senior season at Harvard... Won his second consecutive ECAC championship with the Crimson in 2016-17, being named to the conference's All-Tournament Team... Established NCAA-career highs in games played (36), goals (18), assists (24) and points (42) as senior in 2016-17... Helped Harvard to ECAC championship as a junior in 2015-16... Recorded 19 points (10g-9a), tied for the sixth-most on his team... Played at nearly a point-per-game pace during his sophomore season in 2014-15, tallying 19 points (8g-10a) in 21 games... Finished tied for second on Harvard in points with 20 (6g-14a) as a freshman in 2013-14... Represented the United States at the 2013 U-18 World Championship, taking home a silver medal while picking up an assist in seven games... Skated one season for USA Hockey's National Team Development Program in 2012-13.

CAREER RECORD			REGULAR SEASON					PLAYOFFS				
SEASON	CLUB	LEAGUE	GP	G	A	PTS	PIM	GP	G	A	PTS	PIM
2011-12	Nichols School	NY-H.S.	32	34	36	70	--	--	--	--	--	--
2012-13	U.S. NTDP U-18	U-18	50	16	17	33	19	--	--	--	--	--
2013-14	Harvard	ECAC	31	6	14	20	16	--	--	--	--	--
2014-15	Harvard	ECAC	21	8	10	18	12	--	--	--	--	--
2015-16	Harvard	ECAC	27	10	9	19	8	--	--	--	--	--
2016-17	Harvard	ECAC	36	18	24	42	16	--	--	--	--	--
	Buffalo	NHL	1	0	0	0	0	--	--	--	--	--
2017-18	Rochester	AHL	73	12	10	22	29	3	0	2	2	0
2018-19	Rochester	AHL	38	4	9	13	4	--	--	--	--	--
2019-20	Rochester	AHL	58	12	18	30	26	--	--	--	--	--
NHL TOTALS			1	0	0	0	0	--	--	--	--	--



IN THE SYSTEM

AMATEUR

EUROPEAN PRO/AMATEUR

PROFESSIONAL



MICHAEL MCCARRON


POS: C | **HT:** 6-6 | **WT:** 231 | **SHOT:** Right

ACQUIRED: Jan. 7, 2020 - Acquired from Montreal for forward Laurent Dauphin

PRONUNCIATION: MIGH-kuhl muh-KAIR-uhn | **DOB:** March 7, 1995 | **BIRTHPLACE:** Grosse Pointe, Mich. | **HOMETOWN:** Grosse Pointe, Mich.

CAREER NOTES: Split the 2019-20 season between the AHL's Laval Rocket and Milwaukee Admirals... Finished the campaign with 13 points (10g-3a) in 27 games with Milwaukee... Began 2019-20 with Laval, where he served as an alternate captain for the second straight season and had 14 points (5g-9a) in 29 games... Recorded 21 goals (7g-14a) in 32 games with Laval in 2018-19... Spent time with both the Canadiens and Rocket in 2017-18... Skated in 18 games for Montreal, tallying an assist and 32 penalty minutes... Amassed 24 points (7g-17a) and a career-high 121 penalty minutes in 54 games with Laval... Established career highs in games played (31), assists (4) and points (5) with the Canadiens in 2016-17... Picked up seven goals and 19 points in 32 games for St. John's, Montreal's primary AHL affiliate... Recorded 17 goals and 38 points - both career highs - in 58 games as a rookie with St. John's in 2015-16... Sued up for 20 NHL games with Montreal, including his NHL debut on Dec. 19, 2015, in the 2015-16 campaign... Originally drafted by Montreal in the first round (25th overall) of the 2013 NHL Draft... Closed out his two-year OHL career by winning the 2015 Memorial Cup and OHL championship with the Oshawa Generals... Was named to the 2015 Memorial Cup All-Star Team... Earned silver for the U.S. in the 2013 U-18 World Championship and 2012 World U-17 Hockey Challenge.

CAREER RECORD			REGULAR SEASON					PLAYOFFS				
SEASON	CLUB	LEAGUE	GP	G	A	PTS	PIM	GP	G	A	PTS	PIM
2011-12	U.S. NTDP U-17	U-17	53	6	21	27	128	--	--	--	--	--
2012-13	U.S. NTDP U-18	U-18	59	16	21	37	182	--	--	--	--	--
2013-14	London	OHL	66	14	20	34	120	--	--	--	--	--
2014-15	London	OHL	25	22	19	41	58	9	3	2	5	22
	Oshawa	OHL	31	6	21	27	70	21	9	9	18	33
2015-16	Montreal	NHL	20	1	1	2	37	--	--	--	--	--
	St. John's	AHL	58	17	21	38	91	--	--	--	--	--
2016-17	Montreal	NHL	31	1	4	5	41	1	0	0	0	0
	St. John's	AHL	32	7	12	19	66	2	0	0	0	6
2017-18	Montreal	NHL	18	0	1	1	32	--	--	--	--	--
	Laval	AHL	54	7	17	24	121	--	--	--	--	--
2018-19	Laval	AHL	32	7	14	21	46	--	--	--	--	--
2019-20	Laval	AHL	29	5	9	14	50	--	--	--	--	--
	Milwaukee	AHL	27	10	3	13	50	--	--	--	--	--
NHL TOTALS			69	2	6	8	110	1	0	0	0	0



GRANT MISMASH

POS: LW | **HT:** 6-1 | **WT:** 185 | **SHOT:** Left

ACQUIRED: June 24, 2017 - Nashville's second choice, 61st overall (second round), in the 2017 NHL Draft

PRONUNCIATION: GRANT MIHS-MASH | **DOB:** Feb. 19, 1999 | **BIRTHPLACE:** Brooklyn Park, Minn. | **HOMETOWN:** Edina, Minn.

CAREER NOTES: Completed his junior season at North Dakota with 20 points (8g-12a) in 35 games... Helped lead North Dakota to the NCHC regular-season title... Was two points shy of matching his collegiate high of 22, which he set as a freshman in 2017-18... Bested his sophomore season totals in goals, assists and points... Was fifth among North Dakota forwards in plus-minus (+17)... Poted 10 points (5g-5a) in 24 games during his sophomore season in 2018-19... Missed nine games from Jan. 26-March 7 due to injury... Talled 22 points (9g-13a) in 38 games as a freshman in 2017-18... Named to the NCHC All-Rookie Team after finishing tied for fourth among rookies in points with 16 (8g-8a) in conference play... Selected as NCHC Rookie of the Week four times... Named NCHC Rookie of the Month in October 2017... Finished third among team forwards in scoring... Skated for USA Hockey's National Team Development Program in 2016-17, leading the U-18 team in points with 61 (26g-35a) in 56 games... Helped the U.S. win gold at the 2017 U-18 World Championship... Represented the U.S. at the 2016 World U-17 Hockey Challenge, scoring five points (2g-3) in five games... Product of the Shattuck St. Mary's (Minn.) program that also produced fellow Predators prospect Rem Pitlick and NHL All-Stars Sidney Crosby, Nathan MacKinnon and Clayton Keller.

CAREER RECORD			REGULAR SEASON					PLAYOFFS				
SEASON	CLUB	LEAGUE	GP	G	A	PTS	PIM	GP	G	A	PTS	PIM
2013-14	Shattuck St. Mary's Bantam T1	Minn.-Bantam	65	48	48	96	132	--	--	--	--	--
2014-15	Shattuck St. Mary's Midget Prep	Minn.-HS	52	31	31	62	64	--	--	--	--	--
2015-16	U.S. NTDP U-17	U-17	58	23	21	44	88	--	--	--	--	--
2016-17	U.S. NTDP U-18	U-18	65	26	35	61	106	--	--	--	--	--
2017-18	North Dakota	NCHC	38	9	13	22	35	--	--	--	--	--
2018-19	North Dakota	NCHC	24	5	5	10	27	--	--	--	--	--
2019-20	North Dakota	NCHC	35	8	12	20	18	--	--	--	--	--



IN THE SYSTEM

AMATEUR

EUROPEAN PRO/AMATEUR

PROFESSIONAL



TOMMY NOVAK

POS: C | **HT:** 6-1 | **WT:** 191 | **SHOT:** Left

ACQUIRED: June 27, 2015 - Nashville's second choice, 85th overall (third round), in the 2015 NHL Draft

PRONUNCIATION: TAW-mee NOH-vak | **DOB:** April 28, 1997 | **BIRTHPLACE:** River Falls, Wis. | **HOMETOWN:** River Falls, Wis.

CAREER NOTES: Recorded 42 points (11g-31a) in 60 games for the AHL's Milwaukee Admirals in 2019-20, his first professional season... Finished third on Milwaukee in points... Was second among AHL rookies in plus-minus (+20), third in assists (31) and seventh in points... His 42 points were the most by a first-year Admirals skater since the 2015-16 season... Posted two separate four-point outings... Tallied 10 points (1g-9a) in a four-game span from Jan. 24-Feb. 1... In November, became the first Admirals player since 2015 to earn AHL Rookie of the Month honors... Tallied 13 points (3g-10a) in 12 games in the month, helping Milwaukee post a franchise-best 13-game win streak... Appeared in his first three pro games with Milwaukee at the conclusion of the 2018-19 season; also featured in one Calder Cup Playoff game... Wrapped up his four-year career at the University of Minnesota with 21 points (4g-17a) in 38 games as a senior in 2018-19... Won back-to-back Big Ten regular-season titles with Minnesota in 2016 and 2017... Reached the 20-point mark in three of his four seasons with the Golden Gophers, including a career-high 27 (6g-21a) in his freshman campaign... Originally drafted by the Nashville Predators in the third round (85th overall) of the 2015 NHL Draft... Spent one season in the USHL with the Waterloo Black Hawks in 2014-15, where he was named to the league's All-Rookie Second Team after tallying 48 points (14g-34a) in 46 games... Was second on Waterloo in scoring... Participated in the 2015 USHL/NHL Top Prospects Game and the 2014 CCM/USA Hockey All-American Prospects Game... Earned a bronze medal at the 2014 Ivan Hlinka Memorial Tournament with the United States... Also earned a gold medal at the 2014 Five Nations Tournament.

CAREER RECORD			REGULAR SEASON					PLAYOFFS				
SEASON	CLUB	LEAGUE	GP	G	A	PTS	PIM	GP	G	A	PTS	PIM
2011-12	St. Thomas Academy	Minn.-HS	25	14	20	34	0	6	4	5	9	2
2012-13	St. Thomas Academy	Minn.-HS	25	25	22	47	6	6	3	7	10	0
2013-14	St. Thomas Academy	Minn.-HS	25	26	44	70	8	3	4	4	8	2
	U.S. NTDP U-17	U-17	2	0	0	0	0	--	--	--	--	--
2014-15	Waterloo	USHL	46	14	34	48	12	--	--	--	--	--
2015-16	Minnesota	Big Ten	37	6	21	27	4	--	--	--	--	--
2016-17	Minnesota	Big Ten	20	5	9	14	10	--	--	--	--	--
2017-18	Minnesota	Big Ten	34	3	23	26	8	--	--	--	--	--
2018-19	Minnesota	Big Ten	38	4	17	21	4	--	--	--	--	--
	Milwaukee	AHL	3	0	1	1	0	1	0	0	0	0
2019-20	Milwaukee	AHL	60	11	31	42	18	--	--	--	--	--



IN THE SYSTEM

AMATEUR

EUROPEAN PRO/AMATEUR

PROFESSIONAL



MATHIEU OLIVIER

POS: RW | **HT:** 6-2 | **WT:** 209 | **SHOT:** Right

ACQUIRED: May 1, 2019 - Signed as a free agent

PRONUNCIATION: MA-th'yew oh-LIHV-ee-ay | **DOB:** Feb. 11, 1997 | **BIRTHPLACE:** Biloxi, Miss. | **HOMETOWN:** Lévis, Que.

CAREER NOTES: Made his NHL debut with the Predators on Nov. 19 vs. Winnipeg and went on to skate in eight NHL games in 2019-20... Earned his first career NHL point (assist) on Nov. 23 at St. Louis... Spent the majority of the season with the AHL's Milwaukee Admirals, establishing career highs in games played (56), goals (10), assists (9) and points (19)... Was second on Milwaukee in penalty minutes with 95... Scored his first two AHL game-winning goals... Tallied four goals and 12 points in 54 games for Milwaukee in 2018-19, his first professional season... Led the Ads and tied for sixth among AHL rookies in penalty minutes with 91... Among Admirals rookies was second in points (12) and shots (56)... Tied for the AHL lead in fighting majors with nine, the most by a rookie... Scored the game-winning goal in Game 3 of Milwaukee's first-round series vs. Iowa, the team's first playoff win since 2013... Served as an alternate captain for the Sherbrooke Phoenix in 2017-18, his final QMJHL season... Tallied a career-best 27 goals, 22 assists and 49 points for Sherbrooke... Closed out his third and final season with the QMJHL's Shawinigan Cataractes in 2016-17 with 24 points (9g-15a) in 58 games... His 102 penalty minutes led his team... Had 30 points (11g-19a) and 80 penalty minutes during the 2015-16 season with Shawinigan... His +25 rating was the second-best among team forwards... Helped lead Shawinigan to the President's Cup Final, where it fell to Rouyn-Noranda... Split his 2014-15 season between the QMJHL's Shawinigan and Moncton... Was traded to Shawinigan from Moncton midway through the season... Played his rookie QMJHL season with Moncton in 2013-14 and recorded 14 points (6g-8a) in 53 games... Skated in 300 career QMJHL regular-season games, posting 130 points (59g-71a) and 390 penalty minutes... His father, Simon, played eight seasons of professional hockey from 1995-03... Was born in Biloxi, Miss., while his father played for the ECHL's Mississippi Sea Wolves and grew up in Lévis, Que... Is the only player born in Mississippi to appear in a National Hockey League game.

CAREER RECORD			REGULAR SEASON					PLAYOFFS				
SEASON	CLUB	LEAGUE	GP	G	A	PTS	PIM	GP	G	A	PTS	PIM
2012-13	Lévis	QMAAA	42	9	5	14	12	4	1	0	1	0
2013-14	Moncton	QMJHL	53	6	8	14	43	6	0	1	1	7
2014-15	Moncton	QMJHL	33	3	4	7	39	--	--	--	--	--
	Shawinigan	QMJHL	30	3	3	6	36	7	0	0	0	2
2015-16	Shawinigan	QMJHL	59	11	19	30	80	21	3	4	7	13
2016-17	Shawinigan	QMJHL	58	9	15	24	102	6	2	0	2	8
2017-18	Sherbrooke	QMJHL	67	27	22	49	90	10	2	4	6	14
2018-19	Milwaukee	AHL	54	4	8	12	91	5	1	0	1	16
2019-20	Milwaukee	AHL	56	10	9	19	95	--	--	--	--	--
	Nashville	NHL	8	0	1	1	4	--	--	--	--	--
NHL/PREDATORS TOTALS			8	0	1	1	4	--	--	--	--	--



JUUSO PARSINEN

POS: LW | **HT:** 6-2 | **WT:** 203 | **SHOT:** Left

ACQUIRED: June 22, 2019 - Nashville's eighth choice, 210th overall (seventh round), in the 2019 NHL Draft

PRONUNCIATION: YOO-soh pahr-SIN-nen | **DOB:** Feb. 1, 2001 | **BIRTHPLACE:** Hämeenlinna, Finland | **HOMETOWN:** Hämeenlinna, Finland

CAREER NOTES: Split the 2019-20 season between Finland's Liiga and Finland's junior league, skating with TPS... Appeared in 31 Liiga games, tallying 12 points (5g-7a), the second-most among TPS rookies... Among all Liiga rookies, his 12 points were tied for the ninth-most... Produced at more than a point-per-game pace for TPS' U-20 side, recording 21 points (7g-14a) in 20 games... Also skated in four games for TPS at the Spengler Cup, notching an assist... Made his Liiga debut in 2018-19 with TPS, scoring a goal in seven games... Spent the majority of 2018-19 with TPS' U-20 side, where he served as an alternate captain and had 22 points (13g-9a)... Had two points (1g-1a) in five games for Finland at the 2019 U-18 World Championship... Split 2017-18 between TPS' U-20 and U-18 squads... Product of the TPS youth hockey program based in Turku, Finland.

CAREER RECORD			REGULAR SEASON					PLAYOFFS				
SEASON	CLUB	LEAGUE	GP	G	A	PTS	PIM	GP	G	A	PTS	PIM
2016-17	TPS U-16	Finland-Jr. C	7	3	7	10	0	4	4	3	7	0
2017-18	TPS U-18	Finland-Jr. B	28	14	22	36	10	5	0	1	1	0
	TPS U-20	Finland-Jr.	16	4	4	8	4	--	--	--	--	--
2018-19	TPS U-18	Finland-Jr. B	--	--	--	--	--	3	2	3	5	0
	TPS U-20	Finland-Jr.	36	13	9	22	28	--	--	--	--	--
	TPS	Finland	7	1	0	1	0	--	--	--	--	--
2019-20	TPS U-20	Finland-Jr.	20	7	14	21	16	2	0	0	0	2
	TPS	Finland	31	5	7	12	4	--	--	--	--	--



IN THE SYSTEM

AMATEUR

EUROPEAN PRO/AMATEUR

PROFESSIONAL



REM PITLICK

POS: C | **HT:** 5-11 | **WT:** 196 | **SHOT:** Left

ACQUIRED: June 25, 2016 - Nashville's third choice, 76th overall (third round), in the 2016 NHL Draft

PRONUNCIATION: REHM PIHT-likh | **DOB:** April 2, 1997 | **BIRTHPLACE:** Ottawa, Ont. | **HOMETOWN:** Plymouth, Minn.

CAREER NOTES: Tallied 36 points (20g-16a) in his rookie AHL season with the Milwaukee Admirals in 2019-20... Finished tied for third on Milwaukee in goals (20) and tied for fifth in points (36)... Led the Admirals and tied for the AHL rookie lead in power-play goals (10)... Tied for the 10th-most in points among AHL rookies... Scored in four straight games from Nov. 13-19 (5g)... Made his NHL debut on March 25, 2019 at Minnesota after signing with the Predators on March 22, 2019... Established career highs in goals (2), assists (24) and points (45) with the University of Minnesota in 2018-19, his junior season... His 45 points led Minnesota, were third in the Big Ten and tied for sixth nationally... Tied for the NCAA lead in power-play goals (10) and shorthanded goals (3)... Posted a career-best 13-game point streak from Jan. 11-Feb. 16 in which he tallied nine goals and 11 assists... A finalist for the 2019 Hobey Baker Award... Named First Team All-Big Ten... Led Minnesota in points with 31 (12g-19a) during his sophomore season in 2017-18... Tied for the team lead in goals (12) and had the second-most assists (19)... Ranked fourth among Big Ten freshmen in goals and tied for fourth in points and assists as a freshman in 2016-17... Named 2015-16 USHL Player of the Year and Forward of the Year while playing with Muskegon... Led the USHL in goals (46), assists (43) and points (89) in 2015-16... Named to the 2015-16 USHL First All-Star Team... Named the 2015-16 USA Hockey Junior Player of the Year... Earned a bronze medal at the 2016 World Junior A Challenge with the U.S., tallying two goals and four points in five games... Drafted 12th overall by Waterloo in the 2013 USHL Futures Draft... Skated for the Shattuck St. Mary's program in Minnesota from 2011-14... His father, Lance, played for the Ottawa Senators and Florida Panthers during an eight-year NHL career... His cousin, Tyler, currently plays for the Arizona Coyotes.

CAREER RECORD							REGULAR SEASON					PLAYOFFS				
SEASON	CLUB	LEAGUE	GP	G	A	PTS	PIM	GP	G	A	PTS	PIM				
2011-12	Shattuck St. Mary's	Minn.-Banlam	58	46	64	110	20	--	--	--	--	--				
	Shattuck St. Mary's	HPBHL	15	9	16	25	20	--	--	--	--	--				
2012-13	Shattuck St. Mary's U-16	Minn.-Midget	47	14	31	45	22	--	--	--	--	--				
2013-14	Shattuck St. Mary's Midget	Minn.-HS	53	9	25	34	32	--	--	--	--	--				
2014-15	Waterloo	USHL	47	7	9	16	20	--	--	--	--	--				
2015-16	Muskegon	USHL	56	46	43	89	74	--	--	--	--	--				
2016-17	Minnesota	Big Ten	36	14	18	32	22	--	--	--	--	--				
2017-18	Minnesota	Big Ten	38	12	19	31	32	--	--	--	--	--				
2018-19	Minnesota	Big Ten	38	21	24	45	30	--	--	--	--	--				
	Nashville	NHL	1	0	0	0	2	--	--	--	--	--				
2019-20	Milwaukee	AHL	63	20	16	36	40	--	--	--	--	--				
NHL/PREDATORS TOTALS			1	0	0	0	2	--	--	--	--	--				






IN THE SYSTEM

AMATEUR

EUROPEAN PRO/AMATEUR

PROFESSIONAL



ANTHONY RICHARD

POS: C | **HT:** 5-10 | **WT:** 186 | **SHOT:** Left

ACQUIRED: June 27, 2015 - Nashville's third choice, 100th overall (fourth round), in the 2015 NHL Draft

PRONUNCIATION: AN-thuh-nee rih-SHAHRD | **DOB:** Dec. 20, 1996 | **BIRTHPLACE:** Trois-Rivières, Que. | **HOMETOWN:** Trois-Rivières, Que.

CAREER NOTES: Posted 14 goals and 23 points in 60 games with the AHL's Milwaukee Admirals in 2019-20, his fourth professional season... Scored 14 goals for the third straight campaign... His 57 goals in the last three seasons are the most by any Admirals skater... Scored three of his goals on the power play and was one of six Admirals players to score shorthanded... Skated in one game with the Predators, the second of his NHL career, on Oct. 26 at Tampa Bay... Established career highs in goals (24), assists (23) and points (47) in 2018-19 with Milwaukee... Led the team in goals and points and was third in power-play goals (6)... Posted a 15.7 shooting percentage on 153 shots, a career best and the highest among all Milwaukee players who took at least 50 shots... Recorded his first career hat trick and four-point game on Jan. 22 vs. San Antonio (3g-1a)... Led Milwaukee with five points (4g-1a) in five games during the Calder Cup Playoffs... Made his NHL debut with Nashville on Dec. 1, 2018 vs. Chicago... Appeared in a career-best 75 games for Milwaukee in 2017-18, posting 36 points (19g-17a)... Tied for fourth on the Ads in goals (19)... Spent the majority of 2016-17 with Milwaukee, playing in 55 games and notching 16 points (4g-12a)... Played five games for the ECHL's Cincinnati Cyclones in 2016-17... Joined Milwaukee following the completion of his fourth and final QMJHL season and played in all three of the team's 2016 Calder Cup Playoff games... Tied for 11th in the QMJHL in points with 87 (37g-50a) for Val-d'Or in 2015-16, his fourth season with the team... Ranked 12th in assists (50) and tied for 14th in goals (37)... Named the QMJHL's Third Star of the Month of October after scoring 11 goals and 13 assists in 14 games... Played in both of Team QMJHL's games of the 2015 Canada/Russia Series, scoring a goal... Ranked eighth in the QMJHL in goals (43) and tied for eighth in the league in points (91) with Val-d'Or in 2014-15... Tied for third in the 2015 QMJHL playoffs in goals (12) and ranked ninth in postseason points (22) as the Foreurs advanced to the league semifinals... Suiited up for the QMJHL All-Stars in both of their games at the 2014 Subway Super Series, scoring a goal... Helped Val-d'Or win the 2014 President's Cup as champions of the QMJHL, finishing fourth on his team and tying for seventh among all skaters in postseason goals (10)... Posted a pair of points (1g-1a) in four 2014 Memorial Cup contests... Played for Team Québec at the 2013 World U-17 Hockey Challenge.

CAREER RECORD			REGULAR SEASON					PLAYOFFS				
SEASON	CLUB	LEAGUE	GP	G	A	PTS	PIM	GP	G	A	PTS	PIM
2011-12	Trois-Rivières	OMAAA	41	11	17	28	50	8	3	5	8	14
2012-13	Trois-Rivières	OMAAA	12	9	6	15	8	--	--	--	--	--
	Val-d'Or	QM.JHL	42	6	2	8	15	9	0	1	1	5
2013-14	Val-d'Or	QM.JHL	66	25	27	52	49	24	10	7	17	12
2014-15	Val-d'Or	QM.JHL	66	43	48	91	78	17	12	10	22	10
2015-16	Val-d'Or	QM.JHL	58	37	50	87	37	3	2	1	3	2
	Milwaukee	AHL	--	--	--	--	--	3	0	0	0	0
2016-17	Milwaukee	AHL	55	4	12	16	23	3	0	1	1	4
	Cincinnati	ECHL	5	1	1	2	0	--	--	--	--	--
2017-18	Milwaukee	AHL	75	19	17	36	45	--	--	--	--	--
2018-19	Milwaukee	AHL	73	24	23	47	24	5	4	1	5	9
	Nashville	NHL	1	0	0	0	0	--	--	--	--	--
2019-20	Milwaukee	AHL	60	14	9	23	25	--	--	--	--	--
	Nashville	NHL	1	0	0	0	0	--	--	--	--	--
NHL/PREDATORS TOTALS			2	0	0	0	0	--	--	--	--	--





IN THE SYSTEM

AMATEUR

EUROPEAN PRO/AMATEUR

PROFESSIONAL



COLE SMITH

POS: LW | **HT:** 6-3 | **WT:** 194 | **SHOT:** Left

ACQUIRED: March 18, 2020 - Signed as a free agent

PRONUNCIATION: KOHL SMITH | **DOB:** Oct. 28, 1995 | **BIRTHPLACE:** Brainerd, Minn. | **HOMETOWN:** Brainerd, Minn.

CAREER NOTES: Recorded a career-high 11 goals and 18 points in 34 games with the University of North Dakota in 2019-20, his senior campaign... His 11 goals were the fifth-most on his team... Scored in his final game on March 7 to help North Dakota win the NCHC regular-season title... Finished fifth on North Dakota in power-play goals (3)... Was one of three players on his team to tally a shorthanded goal... Served as an alternate captain... Recorded a career-high 11 assists and +12 rating as a junior in 2018-19... Earned the Cliff "Fido" Purpur Award, given to the Fighting Hawks player who exemplifies hard work and determination... Skated in 37 games as a sophomore in 2017-18, hitting the 10-point mark (5g-5a) for the first time while adding a career-high 66 penalty minutes... Won the team's most improved player award... Tallied seven points (3g-4a) in 29 games during his freshman season at North Dakota in 2016-17... Spent two seasons with the Steinbach Pistons of the Manitoba Junior Hockey League, leading his team in goals (26) and points (61) in 2015-16... Played three seasons of Minnesota high school hockey for Brainerd High School from 2011-14.

CAREER RECORD			REGULAR SEASON					PLAYOFFS				
SEASON	CLUB	LEAGUE	GP	G	A	PTS	PIM	GP	G	A	PTS	PIM
2011-12	Brainerd High	Minn.-H.S.	25	17	6	23	25	3	1	1	2	2
2012-13	Brainerd High	Minn.-H.S.	24	21	18	39	53	3	1	2	3	0
2013-14	Brainerd High	Minn.-H.S.	23	18	23	41	50	2	1	1	2	2
2014-15	Steinbach	MJHL	38	12	11	23	25	12	6	2	8	2
2015-16	Steinbach	MJHL	54	26	35	61	45	15	7	11	18	16
2016-17	North Dakota	NCHC	29	3	4	7	24	--	--	--	--	--
2017-18	North Dakota	NCHC	37	5	5	10	66	--	--	--	--	--
2018-19	North Dakota	NCHC	37	5	11	16	50	--	--	--	--	--
2019-20	North Dakota	NCHC	34	11	7	18	37	--	--	--	--	--



SPENCER STASTNEY

POS: D | **HT:** 5-10 | **WT:** 179 | **SHOT:** Left

ACQUIRED: June 23, 2018 - Nashville's second choice, 131st overall (fifth round), in the 2018 NHL Draft

PRONUNCIATION: SPEHN-suhr STAS-nee | **DOB:** Jan. 4, 2000 | **BIRTHPLACE:** Mequon, Wis. | **HOMETOWN:** Mequon, Wis.

CAREER NOTES: Recorded three goals, 17 assists and 20 points for Notre Dame as a sophomore in 2019-20... Compared to his freshman season, posted 14 more assists and 16 more points for the Fighting Irish... His 20 points were the most among Notre Dame defensemen... Was second among team blueliners in plus-minus (+4)... Represented the U.S. at the 2020 World Junior Championship in the Czech Republic, where he skated in five games... Played in all but one of Notre Dame's 40 games as a freshman in 2018-19, posting four points (1g-3a)... Scored his first collegiate goal in the Big Ten championship game vs. Penn State... Won a Big Ten title and was named to the Big Ten All-Tournament Team... Played for USA Hockey's National Team Development Program in 2017-18, tallying 28 points (2g-26a) and a +40 rating in 57 games for the U-18s... Skated in 56 games with the NTDP's U-17 squad in 2016-17, recording 13 points (1g-12a)... Competed for the U.S. at the 2018 U-18 World Championship, helping his team earn a silver medal... Represented the U.S. at the 2017 and 2018 U-18 Five Nations Tournaments, taking home a bronze and gold, respectively... Product of the Chicago Mission youth hockey program.

CAREER RECORD			REGULAR SEASON					PLAYOFFS				
SEASON	CLUB	LEAGUE	GP	G	A	PTS	PIM	GP	G	A	PTS	PIM
2015-16	Chicago Mission U-16	HPHL U-16	23	1	14	15	6	--	--	--	--	--
	Chicago Mission 16-U	NAPHL 16-U	5	0	0	0	0	--	--	--	--	--
2016-17	U.S. NTDP U-17	U-17	56	1	12	13	8	--	--	--	--	--
	U.S. NTDP U-18	U-18	1	0	0	0	0	--	--	--	--	--
2017-18	U.S. NTDP U-18	U-18	57	2	26	28	14	--	--	--	--	--
2018-19	Notre Dame	Big Ten	39	1	3	4	8	--	--	--	--	--
2019-20	Notre Dame	Big Ten	36	3	17	20	17	--	--	--	--	--




IN THE SYSTEM

AMATEUR

EUROPEAN PRO/AMATEUR

PROFESSIONAL



PHILIP TOMASINO

POS: C | HT: 6-0 | WT: 181 | SHOT: Right

ACQUIRED: June 21, 2019 - Nashville's first choice, 24th overall (first round), in the 2019 NHL Draft

PRONUNCIATION: FIHL-ihp TANM-ah-SEE-no | **DOB:** July 28, 2001 | **BIRTHPLACE:** Mississauga, Ont. | **HOMETOWN:** Mississauga, Ont.

CAREER NOTES: Participated in Canada's 2021 World Junior Championship pre-tournament camp... Recorded 100 points (40g-60a) in 62 OHL games in 2019-20 with Oshawa and Niagara... Was fourth in the OHL in points (100), tied for fifth in assists (60) and ninth in goals (40)... Had 31 multi-point performances, including a six-point game (3g-3a) on Oct. 4... After being acquired in a trade by Oshawa for nine OHL draft picks on Jan. 9, posted 43 points (18g-25a) in 26 games and hit the 100-point mark for the first time... Was five points shy of tying David Legwand for the most points (105 in 1997-98) in a single OHL season by a Predators draft pick... Named a finalist for the OHL's Red Tilson Trophy, awarded to the league's most outstanding player... Signed a three-year, entry-level contract with the Predators on Oct. 21... Skated for Nashville at the 2019 NHL Prospects Showcase at Ford Ice Center Antioch in September... Tallied 72 points (34g-38a) in 67 games with Niagara in 2018-19... It was a 48-point and 29-goal improvement - the latter of which was the highest in the entire CHL - compared to his rookie OHL campaign in 2017-18... Led the OHL in game-winning goals (12)... Was fourth on the IceDogs in goals... Had four goals and seven points in 11 playoff games... Represented Canada at the 2019 U-18 World Championship and had five points (1g-4a) in six games... Recorded 24 points (5g-19a) in his rookie OHL season with Niagara in 2017-18... Competed on Team Canada Black at the 2017 World U-17 Hockey Challenge... Product of the Mississauga Rebels youth hockey program.

CAREER RECORD			REGULAR SEASON					PLAYOFFS				
SEASON	CLUB	LEAGUE	GP	G	A	PTS	PIM	GP	G	A	PTS	PIM
2016-17	Mississauga Minor Midget	GTMMHL	54	37	31	68	--	--	--	--	--	--
2017-18	Niagara	OHL	61	5	19	24	18	10	0	0	0	2
2018-19	Niagara	OHL	67	34	38	72	32	11	4	3	7	5
2019-20	Niagara	OHL	36	22	35	57	20	--	--	--	--	--
	Oshawa	OHL	26	18	25	43	12	--	--	--	--	--






IN THE SYSTEM

AMATEUR

EUROPEAN PRO/AMATEUR

PROFESSIONAL



TOMAS VOMACKA

POS: G | HT: 6-3 | WT: 165 | CATCH: Left

ACQUIRED: June 24, 2017 - Nashville's fourth choice, 154th overall (fifth round), in the 2017 NHL Draft

PRONUNCIATION: TAW-mash voh-MAH-kah | **DOB:** May 2, 1999 | **BIRTHPLACE:** Trutnov, Czech Republic | **HOMETOWN:** Trutnov, Czech Republic

CAREER NOTES: Started 33 games for UConn as a sophomore in 2019-20, 19 more than he did as a freshman... His 33 starts were the most by a Huskies goalie since the 2014-15 season... Made 910 saves, the fourth-most among Hockey East goalies... Stopped at least 40 shots in three games... Earned the Hockey East Defensive Player of the Week award on Jan. 20... Appeared in 15 games as a freshman in 2018-19... Finished fifth among freshman goalies in goals-against average (2.32) and save percentage (.922)... Named to the Hockey East All-Rookie Team... Played 44 games for the USHL's Lincoln Stars in 2017-18... Tied for second in the USHL in wins (24) and tied for fourth in shutouts (3)... Named USHL Goaltender of the Week on March 5 after stopping 55 of 58 shots in consecutive victories... Skated with Corpus Christi of the NAHL in 2016-17, his first season in North America... Named NAHL South Division Goaltender of the Year... Selected to the NAHL's All-South Division Team and All-Rookie Team... Lists former Preds goaltender Tomas Vokoun as a role model.

CAREER RECORD			REGULAR SEASON							PLAYOFFS							
SEASON	CLUB	LEAGUE	GP	W	L	O/T	MINS	GA	SO	GAA	GP	W	L	MINS	GA	SO	GAA
2014-15	Hradec Králové U-16	Czech U-16	28	24	4	0	1594	34	6	1.29	6	4	2	338	10	0	1.78
	Hradec Králové U-18	Czech U-18	7	2	1	0	359	17	0	2.84	--	--	--	--	--	--	--
2015-16	Hradec Králové U-18	Czech U-18	28	14	14	0	1592	63	4	2.37	3	0	3	190	11	0	3.47
	Hradec Králové Jr.	Czech Jr.	4	2	2	0	212	15	0	4.25	1	0	1	13	1	0	4.62
2016-17	Corpus Christi	NAHL	49	19	13	4	2344	95	1	2.43	8	5	3	544	13	2	1.43
2017-18	Lincoln	USHL	44	24	19	0	2576	120	3	2.79	3	0	3	139	9	0	3.88
2018-19	Connecticut	Hockey East	15	7	7	0	827	32	1	2.32	--	--	--	--	--	--	--
2019-20	Connecticut	Hockey East	33	15	15	3	1974	103	0	3.13	--	--	--	--	--	--	--



ISAK WALTHER

POS: LW | HT: 6-3 | WT: 174 | SHOT: Left

ACQUIRED: June 22, 2019 - Nashville's seventh choice, 179th overall (sixth round), in the 2019 NHL Draft

PRONUNCIATION: IGH-zikh WAHL-thur | **DOB:** Aug. 2, 2001 | **BIRTHPLACE:** Södertälje, Sweden | **HOMETOWN:** Södertälje, Sweden

CAREER NOTES: Spent the entire 2019-20 season with Södertälje's U-20 team in the Swedish junior league... Tallied 16 points (10G-6A) in 39 games, his first full season in the league... Tied for second on his team in goals (10) and was second in penalty minutes (42)... Played for the Södertälje program in 2018-19, playing the majority of his games with its U-18 squad... Posted 46 points (25G-21A) across 35 U-18 games in 2018-19... Also played five games for the Södertälje U-20 team, recording four points (2G-2A)... Had 12 points (7G-5A) in 33 games with the Södertälje U-18 team in 2017-18.

CAREER RECORD			REGULAR SEASON					PLAYOFFS				
SEASON	CLUB	LEAGUE	GP	G	A	PTS	PIM	GP	G	A	PTS	PIM
2015-16	Tullinge TP U-16	Sweden U-16	6	3	3	6	2	--	--	--	--	--
2016-17	Södertälje U-16	Sweden U-16	24	4	2	6	6	1	0	0	0	2
	Södertälje U-18	Sweden U-18 (B)	2	0	0	0	0	--	--	--	--	--
2017-18	Södertälje U-18	Sweden U-18	33	7	5	12	6	6	1	0	1	2
2018-19	Södertälje U-18	Sweden U-18	21	17	17	34	6	--	--	--	--	--
	Södertälje U-18	Sweden U-18 (B)	14	6	2	8	8	6	6	2	8	6
	Södertälje U-20	Sweden Jr.	5	2	2	4	0	2	0	0	0	0
2019-20	Södertälje U-20	Sweden Jr.	39	10	6	16	42	--	--	--	--	--



IN THE SYSTEM

AMATEUR

EUROPEAN PRO/AMATEUR

PROFESSIONAL



JOSH WILKINS


POS: C | **HT:** 5-11 | **WT:** 183 | **SHOT:** Left

ACQUIRED: April 18, 2019 - Signed as a free agent

PRONUNCIATION: JAWSH WILL-kehns | **DOB:** June 11, 1997 | **BIRTHPLACE:** Raleigh, N.C. | **HOMETOWN:** Raleigh, N.C.

CAREER NOTES: Recorded 15 points (3g-12a) in 56 games with the AHL's Milwaukee Admirals in 2019-20, his first professional season... Was fourth among Admirals rookies in points (15) and assists (12)... Began his pro career with a three-game point streak (1g-3a)... Picked up an assist in his first AHL game on Oct. 6 at Iowa... Skated in a preseason game with the Predators against the Carolina Hurricanes at PNC Arena in his native North Carolina... Tallied an NCAA career high 46 points (20g-26a) in 40 games for Providence College in 2018-19, his junior season... Helped lead Providence to its fifth Frozen Four appearance in school history... Led the Friars and was ninth in the NCAA in points... His career-best 20 goals were the 10th-most in the NCAA... Named a 2019 NCAA All-American and a 2019 First-Team Hockey East All-Star... Was third on Providence in points with 31 (15g-16a) in 2017-18, his sophomore campaign... Had a team-high five game-winning goals, also the second-most nationally... Named Hockey East Player of the Week for the week of March 12... Won Providence's Rev. Herman Schneider, O.P. Award as the team's most valuable freshman in 2016-17... Tallied 31 points (13g-18a) during his first collegiate season, the third-most on the Friars... Skated in all 39 of Providence's home games... Was the first Providence freshman since Fernando Pisani in 1996-97 to tally 30 points in a season... Two-time Hockey East Rookie of the Week honoree... Tallied 29 points (16g-13a) during his lone USHL season with Sioux City in 2015-16... Had 27 points (11g-16a) in 54 games with the NAHL's Austin Bruins in 2014-15... Captained the TPH Thunder U-16 team (now known as the Nashville Jr. Preds) in 2013-14, posting 21 goals and 36 points.

CAREER RECORD			REGULAR SEASON					PLAYOFFS				
SEASON	CLUB	LEAGUE	GP	G	A	PTS	PIM	GP	G	A	PTS	PIM
2012-13	Los Angeles Jr. Kings U-16	TIEHL U-16	39	14	14	28	14	--	--	--	--	--
2013-14	TPH Thunder U-16	TIEHL U-16	34	21	15	36	32	--	--	--	--	--
2014-15	Austin	NAHL	54	11	16	27	20	13	3	3	6	6
2015-16	Sioux City	USHL	49	16	13	29	39	--	--	--	--	--
2016-17	Providence	Hockey East	39	13	18	31	10	--	--	--	--	--
2017-18	Providence	Hockey East	40	15	16	31	19	--	--	--	--	--
2018-19	Providence	Hockey East	40	20	26	46	10	--	--	--	--	--
2019-20	Milwaukee	AHL	56	3	12	15	22	--	--	--	--	--



VLADISLAV YERYOMENKO

POS: D | **HT:** 6-0 | **WT:** 187 | **SHOT:** Right

ACQUIRED: June 23, 2018 - Nashville's third choice, 151st overall (fifth round), in the 2018 NHL Draft

PRONUNCIATION: vla-dih-SLAY yehr-YO-mehn-koh | **DOB:** April 24, 1999 | **BIRTHPLACE:** Mishutki, Belarus | **HOMETOWN:** Mishutki, Belarus

CAREER NOTES: Skated in 53 games for Dinamo Minsk of the KHL in 2019-20, his first professional season... Was second among team defensemen in points with 10 (3g-7a)... Also appeared in 14 playoff games for Yunost Minsk of the Belarusian league, recording three goals and 11 points en route to winning the league championship... Ranked second among Calgary Hitmen (WHL) defensemen in points with 33 (7g-26a) in 2018-19... Had a career-best +8 rating to lead Calgary defensemen... Tallied nine points (5g-4a) in Calgary's final 13 regular-season games... Had two assists in five games for Belarus at the 2019 Division I World Junior Championship... Led all Hitmen defensemen in points with 41 (13g-28a) in 2017-18... Set a WHL career high in goals (13) and assists (28)... Posted a 16-point improvement from his rookie WHL campaign, when he had 25 points (6g-19a)... Represented Belarus at the 2018 World Junior Championship and had four points (1g-3a) in six games... Helped Belarus earn promotion to the World Juniors in 2017 after recording three points (1g-2a) in five games at the tournament's Division I competition... Served as an alternate captain on Belarus' 2017 U-18 World Championship squad, where he had four points (2g-2a) in seven contests.

CAREER RECORD			REGULAR SEASON					PLAYOFFS				
SEASON	CLUB	LEAGUE	GP	G	A	PTS	PIM	GP	G	A	PTS	PIM
2015-16	Dinamo-Raubichi	Belarus-2	35	6	17	23	30	14	3	3	6	4
	Dinamo-Raubichi	Russia-Jr.	1	0	0	0	0	--	--	--	--	--
2016-17	Calgary	WHL	62	6	19	25	28	4	0	1	1	0
2017-18	Calgary	WHL	63	13	28	41	30	--	--	--	--	--
2018-19	Calgary	WHL	63	7	26	33	32	11	2	3	5	15
2019-20	Dinamo Minsk	KHL	53	3	7	10	14	--	--	--	--	--
	Yunost Minsk	Belarus	--	--	--	--	--	14	3	8	11	4



2020 NHL DRAFT



OCTOBER 6-7, 2020 HELD VIRTUALLY AT BRIDGESTONE ARENA IN NASHVILLE

ROUND	OVERALL	NAME	POSITION	TEAM	LEAGUE
1	11	Iaroslav Askarov	Goaltender	Neva St. Petersburg	Russia-2
2	42	Luke Evangelista	Right Wing	London Knights	OHL
3	73	Luke Prokop	Defenseman	Calgary Hitmen	WHL
4	101	Adam Wilsby	Defenseman	Södertälje	Sweden-2
6	166	Luke Reid	Defenseman	Chicago Steel	USHL
7	202	Gunnarwolfe Fontaine	Left Wing	Chicago Steel	USHL
7	209	Chase McLane	Center	Penn State	Big Ten





2020 NHL DRAFT

AMATEUR

EUROPEAN PRO/AMATEUR

PROFESSIONAL



IAROSLAV ASKAROV

POS: G | HT: 6-3 | WT: 176 | CATCH: Right

ACQUIRED: Oct. 6, 2020 - Nashville's first choice, 11th overall (First round), in the 2020 NHL Draft

PRONUNCIATION: YAHR-oh-slahv ASK-ah-rohv | **DOB:** June 16, 2002 | **BIRTHPLACE:** Omsk, Russia | **HOMETOWN:** Omsk, Russia

E CAREER NOTES: Became the third goaltender ever selected by the Predators in the first round... Was the No. 1-ranked international goaltender by NHL Central Scouting entering the draft... Is the sixth Russian-born goaltender to be selected in the first round in NHL Draft history... Spent the 2019-20 season with SKA-Neva Saint Petersburg in the Russian second league, going 12-3-3 with a .920 save percentage in 18 contests... Made his KHL debut on Nov. 27, 2019 for SKA Saint Petersburg at the age of 17, becoming the second-youngest goalie to ever start a game in the league... Represented Russia in the 2020 World Junior Championship, taking home a silver medal... Won gold at the 2019 U-18 Hlinka Gretzky Cup and earned silver at the 2019 U-18 World Championship... Made 35 saves in the Hlinka Gretzky Cup championship game against Canada... Finished the tournament with a 1.25 goals-against average and .960 save percentage... Earned best goaltender honors in the U-18 tournament despite playing against competition a year older than him... Backstopped Russia to a gold medal in the 2018 World U-17 Hockey Challenge, where he was named a tournament all-star... Played in 31 games for SKA-Varyagi in Morozova of the Russian junior league in 2018-19, going 15-12-4 with a 2.37 goals-against average and .921 save percentage.

SCOUTING REPORT: Athletic and dynamic... Quick reflexes with good glove... Explosive and plays with skill and instinct... Ability to track and anticipate is impressive.

QUOTEBOOK: "Iaroslav is an elite prospect. The talent level and the athleticism stands out right away. We compare his athleticism to that of Pekka Rinne or (Los Angeles Kings goalie) Jonathan Quick, and he's mature beyond his years in terms of his complete level and mental make-up. We believe he was the best player available, and if you have a franchise goaltender on your hands, which we do believe he will be, you're in a very good situation." - Predators Assistant General Manager/Director of Scouting Jeff Kealty

CAREER RECORD			REGULAR SEASON							PLAYOFFS							
SEASON	CLUB	LEAGUE	GP	W	L	O/T	MINS	GA	SO	GAA	GP	W	L	MINS	GA	SO	GAA
2017-18	Buldozi Saint Petersburg U-16	Russia U-16	16	--	--	--	--	--	--	1.96	--	--	--	--	--	--	--
2018-19	SKA-Varyagi im. Morozova	Russia-Jr.	31	15	12	4	1724	68	4	2.37	4	1	2	166	10	0	3.61
2019-20	SKA-Neva Saint Petersburg	Russia-2	18	12	3	3	1052	43	1	2.45	--	--	--	--	--	--	--
	SKA Saint Petersburg	KHL	1	1	0	0	60	2	0	2.00	--	--	--	--	--	--	--



LUKE EVANGELISTA

POS: RW | HT: 5-11 | WT: 166 | SHOT: Right

ACQUIRED: Oct. 7, 2020 - Nashville's second choice, 42nd overall (second round), in the 2020 NHL Draft

PRONUNCIATION: LEWK EE-VAN-juh-LEE-stuh | **DOB:** Feb. 21, 2002 | **BIRTHPLACE:** Oakville, Ont. | **HOMETOWN:** Oakville, Ont.

A CAREER NOTES: Signed a three-year, entry-level contract with the Predators on Nov. 9, 2020... Will play for the OHL's London Knights in 2020-21... Played in 62 games for London in 2019-20, tallying 61 points (23g-38a), 57 of which came at even-strength... Netted six game-winning goals, the second-most on his team... Compared to his rookie OHL season in 2018-19 (two assists in 27 games), he posted a 59-point improvement... Skated in 27 games as an OHL rookie with London in 2018-19... Competed for Canada White at the 2018 World U-17 Hockey Challenge, posting an assist in five games... Is second cousins with two-time Stanley Cup champion and Hockey Hall of Famer Brendan Shanahan.

SCOUTING REPORT: Intelligent offensive player with good 200-foot details... Stays in battles by being strong on his stick... Natural hockey instincts... Smooth hands to execute plays in traffic... Shields pucks and attacks the middle of the ice... Moves the puck with purpose.

QUOTEBOOK: "He's a good offensive player who plays hard and is a good two-way forward. He does all the little things right. He's a very reliable player for London, and his hockey sense is off the charts. He's going to get bigger and stronger, and I think he is going to be a very good player for us." - Predators Amateur Scout Matt Paton

CAREER RECORD			REGULAR SEASON					PLAYOFFS				
SEASON	CLUB	LEAGUE	GP	G	A	PTS	PIM	GP	G	A	PTS	PIM
2017-18	Oakville Rangers U-16	SCTA U-16	36	39	51	90	30	--	--	--	--	--
2018-19	London	OHL	27	0	2	2	4	--	--	--	--	--
2019-20	London	OHL	62	23	38	61	12	--	--	--	--	--



2020 NHL DRAFT

AMATEUR

EUROPEAN PRO/AMATEUR

PROFESSIONAL



LUKE PROKOP

POS: D | HT: 6-4 | WT: 217 | SHOT: Right

ACQUIRED: Oct. 7, 2020 - Nashville's third choice, 73rd overall (third round), in the 2020 NHL Draft

PRONUNCIATION: LEWK PRO-cop | **DOB:** May 6, 2002 | **BIRTHPLACE:** Edmonton, Alta. | **HOMETOWN:** Edmonton, Alta.

A

CAREER NOTES: Will play for the WHL's Calgary Hitmen in 2020-21... Was third among Hitmen blueliners in points in 2019-20 with a career-high 23 (4g-19a) in 59 games... Also established career highs in goals (4), assists (19) and plus-minus (+4)... Competed in the 2019 World U-17 Hockey Challenge as a member of Canada White, where he served as an alternate captain... Posted 10 points (1g-9a) in 62 games with Calgary in 2018-19... Added on four assists in 11 WHL playoff games... Skated in 14 games as a WHL rookie in 2017-18, tallying two assists... Product of the Pursuit of Excellence youth hockey program... Lists the Nashville Predators as his favorite NHL team growing up.

SCOUTING REPORT: Moves well for his size... Plays assertive... Not afraid to jump into the play or get involved offensively... Mobile and agile... Good first passes to break out of the zone.

QUOTEBOOK: "He certainly fills a role that we needed. We wanted some size, and we wanted a right-handed defenseman. He's very skilled and his agility for a 6-foot-4 guy is incredible. He's a very good athlete - not just a hockey player. I think he plays really similar to (Boston Bruins defenseman) Brandon Carlo." - Predators North American Amateur Scout Glen Sanders

CAREER RECORD			REGULAR SEASON					PLAYOFFS				
SEASON	CLUB	LEAGUE	GP	G	A	PTS	PIM	GP	G	A	PTS	PIM
2017-18	Northern Alberta Prep	CSSHL U-18	28	4	16	20	10	5	1	7	8	2
	Calgary	WHL	14	0	2	2	6	--	--	--	--	--
2018-19	Calgary	WHL	62	1	9	10	12	11	0	4	4	0
2019-20	Calgary	WHL	59	4	19	23	30	--	--	--	--	--



ADAM WILSBY

POS: D | HT: 6-0 | WT: 183 | SHOT: Left

ACQUIRED: Oct. 7, 2020 - Nashville's fourth choice, 101st overall (fourth round), in the 2020 NHL Draft

PRONUNCIATION: A-duhm WILLS-bee | **DOB:** Aug. 7, 2000 | **BIRTHPLACE:** Stockholm, Sweden | **HOMETOWN:** Stockholm, Sweden

E

CAREER NOTES: Will play for the Swedish Hockey League's Skellefteå in 2020-21... Spent the majority of the 2019-20 season on loan with Södertälje in Sweden's second division, where he posted 30 points (3g-27a) in 41 games... His 27 assists were the most by a junior player in the league... Played in 13 games for Skellefteå's junior side... Made his professional debut with Skellefteå in 2018-19, appearing in nine games... Skated in 38 games for Skellefteå's junior team and led all league defensemen in assists (14) and points (17)... Product of the Skellefteå youth hockey program, which also developed Predators forward Viktor Arvidsson.

SCOUTING REPORT: Quick and light on his feet... Good transition skills... Handles pressure well... Uses his mobility and position to stay between his man and the net.

QUOTEBOOK: "He has a very good overall game and he certainly impressed me last season. He's an elite skater, has the ability to close time and space and is a very good puck mover who likes to join the rush and create offense from the back end. He's a bit quiet on the offensive blue line, but he always gets the puck through." - Predators European Scout Lucas Bergman

CAREER RECORD			REGULAR SEASON					PLAYOFFS				
SEASON	CLUB	LEAGUE	GP	G	A	PTS	PIM	GP	G	A	PTS	PIM
2017-18	Skellefteå U-18	Sweden U-18	3	3	2	5	2	--	--	--	--	--
	Skellefteå U-20	Sweden-Jr.	39	1	6	7	12	3	0	0	0	0
2018-19	Skellefteå U-20	Sweden-Jr.	38	4	25	29	18	--	--	--	--	--
	Skellefteå	Sweden	9	0	0	0	2	2	0	0	0	0
2019-20	Skellefteå U-20	Sweden-Jr.	13	6	8	14	12	--	--	--	--	--
	Södertälje	Sweden-2	41	3	27	30	26	1	0	0	0	0
	Skellefteå	Sweden	1	0	1	1	0	--	--	--	--	--



2020 NHL DRAFT

AMATEUR

EUROPEAN PRO/AMATEUR

PROFESSIONAL



LUKE REID

POS: D | HT: 6-0 | WT: 190 | SHOT: Right

ACQUIRED: Oct. 7, 2020 - Nashville's fifth choice, 166th overall (sixth round), in the 2020 NHL Draft
PRONUNCIATION: LEWK REED | **DOB:** Sept. 26, 2001 | **BIRTHPLACE:** Geneva, Ill. | **HOMETOWN:** Geneva, Ill.

CAREER NOTES: Will play for the University of New Hampshire in 2020-21... Tallied two goals, 17 assists and 19 points for the second straight season for the USHL's Chicago Steel in 2019-20... Hit the 19-point mark in 15 fewer games compared to his 2018-19 season... Tied for the Steel lead in plus-minus in 2018-19 at +15... Added three assists in 11 USHL postseason contests... Spent the 2017-18 season with the BCHL's Pentiction, where his 18 points (2g-16a) helped the Vees to a division title.

SCOUTING REPORT: Agile-skating, two-way defenseman... Makes good puck decisions and outlet passes... Jumps into the play... Distributes the puck well on the power play... Heavy shot.

QUOTEBOOK: "His style of defense works in today's NHL. He is a natural skater, makes good puck decisions and makes good first passes to get the puck out of the zone. He's active, involved and can jump into the play. His coaches at New Hampshire expect him to come in and be an impactful player as a freshman." - Predators North American Amateur Scout Dave Westby.

CAREER RECORD						REGULAR SEASON					PLAYOFFS				
SEASON	CLUB	LEAGUE	GP	G	A	PTS	PIM	GP	G	A	PTS	PIM			
2017-18	Pentiction	BCHL	54	2	16	18	36	11	0	2	2	2			
2018-19	Chicago	USHL	60	2	17	19	36	11	0	3	3	4			
2019-20	Chicago	USHL	45	2	17	19	22	--	--	--	--	--			



GUNNARWOLFE FONTAINE

POS: LW | HT: 5-8 | WT: 172 | SHOT: Left

ACQUIRED: Oct. 7, 2020 - Nashville's sixth choice, 202nd overall (seventh round), in the 2020 NHL Draft
PRONUNCIATION: GUHN-nuhr-wulf fawn-TAYN | **DOB:** Sept. 16, 2000 | **BIRTHPLACE:** Providence, R.I. | **HOMETOWN:** East Greenwich, R.I.

CAREER NOTES: Will play for Northeastern University in 2020-21... Set USHL career highs in goals (26), assists (31), points (57) and plus-minus (+26) in 2019-20 with the Chicago Steel, his second season with the team... Was second among team forwards in plus-minus and was fourth among all team skaters in points... Posted 43 points (20g-23a) in 60 games during his rookie USHL campaign in 2018-19... Added 12 points (6g-6a), the third-most on Chicago, in nine postseason contests.

SCOUTING REPORT: Plays with a chip on his shoulder... Good speed and energy... Battles in the hard areas... Heavy, accurate shot... Gritty, greasy and hard to play against.

QUOTEBOOK: "He's a dynamic player with the puck and can really shoot. He has a release we haven't seen too often and he can score from all areas of the ice. He's got a little rat in his game and I think that's going to come out even more when he gets bigger and stronger." - Predators Chief Amateur Scout Tom Nolan

CAREER RECORD						REGULAR SEASON					PLAYOFFS				
SEASON	CLUB	LEAGUE	GP	G	A	PTS	PIM	GP	G	A	PTS	PIM			
2017-18	Lawrence Academy	Mass.-HS	32	19	31	50	--	--	--	--	--	--			
	Boston Little Bruins	U-18	7	7	3	10	--	--	--	--	--	--			
2018-19	Chicago	USHL	60	20	23	43	4	9	6	6	12	2			
2019-20	Chicago	USHL	45	26	31	57	18	--	--	--	--	--			



CHASE McLANE

POS: C | HT: 6-1 | WT: 175 | SHOT: Right

ACQUIRED: Oct. 7, 2020 - Nashville's seventh choice, 209th overall (seventh round), in the 2020 NHL Draft
PRONUNCIATION: CHAYS mick-LAYN | **DOB:** April 22, 2000 | **BIRTHPLACE:** Trenton, Mich. | **HOMETOWN:** Trenton, Mich.

CAREER NOTES: Will play for Penn State University in 2020-21... Closed out his three-year USHL career with the Tri-City Storm in 2019-20, tallying 16 points (5g-11a) in 18 games... Established career highs in goals (7), assists (15) and points (22) with Tri-City in 2018-19... Tied for sixth in the USHL in penalty minutes (138) as a rookie while adding 10 points (1g-9a) in 48 games... Product of the Detroit Compuware, Little Caesars and Belle Tire youth hockey programs.

SCOUTING REPORT: Fits the power-forward mold... Can be trusted in all situations... Has no issues going to the hard areas of the ice... Strong on the puck.

QUOTEBOOK: "He is a legit, strong centerman who does everything. He can play on the penalty kill or power play, but the thing that we really liked about him was how hard he was. He can play a hard game, but he makes plays and we think that side of his game is going to get better as he keeps developing." - Predators Chief Amateur Scout Tom Nolan

CAREER RECORD						REGULAR SEASON					PLAYOFFS				
SEASON	CLUB	LEAGUE	GP	G	A	PTS	PIM	GP	G	A	PTS	PIM			
2015-16	Little Caesars 16U	HPHL 16U	22	2	6	8	14	--	--	--	--	--			
2016-17	Compuware 16U	HPHL 16U	17	6	2	8	23	--	--	--	--	--			
2017-18	Tri-City	USHL	48	1	9	10	138	--	--	--	--	--			
2018-19	Tri-City	USHL	34	7	15	22	51	6	0	2	2	4			
2019-20	Tri-City	USHL	18	5	11	16	44	--	--	--	--	--			



2019-20





PREDATORS SEASON NOTES



PREDS' POSTSEASON STREAK CONTINUES

- The Nashville Predators ended the 2019-20 NHL regular season with 78 points and a 35-26-8 record in 69 games played, equating to a .565 point percentage.
- Following the pause, and subsequent cancellation of the remainder of the regular season, the Predators finished sixth in the Western Conference in point percentage, allowing the club to participate in the 2020 Stanley Cup Qualifiers.
- By playing in its best-of-five Stanley Cup Qualifying Round series against the Arizona Coyotes, Nashville pushed its postseason streak to six seasons, the longest in franchise history.
- Nashville has enjoyed postseason hockey in every season since 2014-15, tied for the second-longest active streak (with Washington), trailing only Pittsburgh's run of 14 seasons.

LONGEST ACTIVE POSTSEASON STREAKS

TEAM	POSTSEASON STREAK	LAST MISSED POSTSEASON
Pittsburgh	14 seasons	2005-06
Nashville/Washington	6 seasons	2013-14
Boston/Columbus/Toronto	4 seasons	2015-16

LONGEST POSTSEASON STREAKS - PREDATORS HISTORY

STREAK	SEASONS	BEST POSTSEASON RESULT
6 seasons	2015-20	Stanley Cup Final (2017)
4 seasons	2004-08	Western Conference First Round (2004-08)
3 seasons	2010-12	Western Conference Second Round (2011-12)

BENCH BOSS JOHN HYNES

- The Predators named John Hynes the third head coach in franchise history on Jan. 7.
- He made his Nashville head coaching debut on Jan. 7 vs. Boston; his first victory with the Predators came on Jan. 9 at Chicago.
- Hynes is 16-11-1 as head coach of the Predators.



SCOUTING THE PREDS

- The Predators earned a victory in at least half of their games in a season for the sixth straight campaign and 12th time in their 21-season history.
- Nashville averaged 33.1 shots per game, the fifth-most in the NHL.
- The Preds won 52.3 percent of their faceoffs, the fourth-best percentage in the NHL.
- Nashville had an even-strength goal differential of +12, the 10th-best mark in the League.
- Predators defensemen accounted for 165 points (39g-126a), the sixth-most in the NHL. Preds blueliners scored 39 goals, tied for the eighth-most in the League.
- Ten Nashville skaters scored at least 10 goals this season, tied for the second-most in the NHL.
- Nashville recorded seven shutouts this season, tied with Columbus for the second most in the NHL.
- The Preds scored at least four goals in 26 games; they scored at least five goals in 14 games.



PREDATORS SEASON NOTES

LEAGUE'S BEST ON THE BLUE LINE

- Nashville Predators Captain Roman Josi won the 2020 James Norris Memorial Trophy, awarded annually "to the defense player who demonstrates throughout the season the greatest all-around ability in the position."
- Josi won the Norris Trophy after posting the best statistical season of his nine-year NHL tenure, establishing career highs in points (65), goals (16) and assists (49).
- Among NHL defensemen, he finished first in shots (260); second in points and assists; tied for second in goals; third in average time on ice (25:47); and fifth in power-play points (4g-19a-23pts).
- In addition to setting the Predators franchise record for points and assists by a defenseman in a season, Josi also was the only NHL blueliner to post at least 15 goals, 45 assists, 60 points, a +20 rating and 25:00 of average ice time during the 2019-20 campaign.
- Josi is the first player in Predators history to win the Norris Trophy and the second player to win a performance-based NHL award after his teammate Pekka Rinne won the 2018 Vezina Trophy.

THE POINT STREAK

- Roman Josi rattled off a record-setting 12-game point streak from Dec. 16-Jan. 9, in which he tallied seven goals and 20 points.
- It was a franchise-record point streak for a defenseman and the second-longest overall point streak in Predators history.
- It was the longest point streak by an NHL defenseman since Philadelphia's Shayne Gostisbehere's 15-game run in 2015-16.
- Josi became one of eight NHL blueliners in the last 20 years to record a point streak of at least 10 games.
- Josi also tallied a five-game goal streak (7g) from Dec. 16-23, the longest goal streak by an NHL defenseman since Washington's Mike Green posted an eight-game streak (10g) from Jan. 24-Feb. 14, 2009.



FEAR THE BEARD

- Predators Associate Captain Ryan Ellis posted 38 points (8g-30a) in 49 games this season, his ninth NHL campaign.
- Among NHL blueliners who appeared in at least 49 games, Ellis was tied for sixth in points per game (.78) and tied for 13th in plus-minus (+16).
- Ellis was three points shy of matching his career high of 41 (set in 2018-19) despite missing 20 games due to an upper-body injury sustained at the Winter Classic on Jan. 1.
- He was named the NHL's Second Star of the Week on March 2 after tallying seven points (1g-6a) in three games during the week.
- Ellis notched 11 multi-point games this season, a career high and tied for the sixth-most among NHL defensemen.
- He recorded a career-best five-game point streak (9a) from Oct. 12-22.

FANTASTIC FIL

- Filip Forsberg led the Predators in goals with 21 this season. It's the fourth time in his six full NHL seasons he has led or shared the Nashville lead in goals and the first time since 2016-17.
- Forsberg scored twice in Nashville's final game of the 2019-20 regular season to give him 21 goals. He became the first player in Predators history to record six 20-goal seasons, all of which have come consecutively since his first full NHL campaign in 2014-15.
- Forsberg is now tied with Shea Weber for the second-most goals in Predators history (166).
- The Leksand, Sweden, native has 23 career multi-goal performances, one shy of tying David Legwand (24) for the most in team history. His three-point performance (2g-1a) on March 10 at Montreal was his 20th career contest with at least three points, tying Steve Sullivan for the third-most in Preds history (most: Martin Erat, 23).





PREDATORS SEASON NOTES

SPECTACULAR SAROS

• Goaltender Juuse Saros established career highs in games played (40), starts (34) and shutouts (4) in 2019-20, his fourth full NHL campaign.



- Saros matched his career high in wins with 17; he previously won 17 games in 2018-19.
- He recorded a career-best shutout streak of 181:07 from March 3-10, the second-longest in Predators history (Dan Ellis owns the franchise record at 233:39, set in 2008). Saros stopped 100 consecutive shots during the streak.
- After Pekka Rinne posted consecutive shutouts from Oct. 24-29, Saros joined him by blanking Dallas in two straight games from March 5-7. It was the first time the Predators had two goaltenders accomplish consecutive shutouts in the same season. Nashville also became the first team to do so since St. Louis in 2015-16.
- Saros recorded his 11th career shutout on March 7 at Dallas. He has posted the most shutouts among any active goaltender his age or younger.
- His four shutouts were a career high and were the most by a Predators goalie in a season other than Rinne since 2007-08 (Dan Ellis, 6; Chris Mason, 4).

NHL GOALTENDERS - JAN. 12 TO END OF REGULAR SEASON (RANKED BY WINS)

NAME	TEAM	GP	GS	W	L	OTL	SO	GAA	SV%
Andrei Vasilevskiy	Tampa Bay Lightning	20	20	14	5	1	2	2.40	.923
Juuse Saros	Nashville Predators	19	17	12	5	0	4	2.13	.935
Connor Hellebuyck	Winnipeg Jets	21	21	11	9	1	3	2.37	.927
Alex Stalock	Minnesota Wild	16	16	11	4	1	3	2.25	.920
Carey Price	Montreal Canadiens	22	22	11	9	2	3	2.45	.921

GOAL OF THE YEAR

- Goaltender Pekka Rinne achieved another milestone on Jan. 9 at Chicago, firing a shot from nearly 200-feet into an empty Blackhawks net for his first career NHL goal. The goal came at 19:38 of the third period and sealed a 5-2 victory for Nashville, the first of John Hynes' tenure as head coach. After the Blackhawks' Patrick Kane wrung the puck along the boards, Rinne skated behind his goal, knocked it down with his pads and lofted a shot over multiple players before it bounced and slid into the net.
- Rinne became the 12th different goaltender in NHL history to score a goal in the regular season and the first to do so since Phoenix's Mike Smith on Oct. 19, 2013.
- Rinne also became the seventh different goaltender in NHL history to score on a shot on goal; Smith also was the last to do so.
- The Kempele, Finland, native joined Chris Mason as the only other goaltender in Predators history to score a goal. Mason was credited with a goal on April 15, 2006 vs. Phoenix.
- Nashville became the only franchise in NHL history to have two goaltenders credited with scoring a goal.
- Rinne is the second Finnish-born goaltender in NHL history to score a goal; Buffalo's Mika Noronen was credited with one on Feb. 14, 2004 against the Toronto Maple Leafs.





FINAL SCORING

POS.	#	PLAYER	GP	TOI/G	SFT/G	G	A	PTS	+/-	PIM	PPG	SHG	GWG	S	S%	FO	FO%	H	BS
D	59	Roman Josi	69	25:46	28.6	16	49	65	22	41	4	0	1	260	6.2	0-0	0.0	52	108
LW	9	Filip Forsberg	63	17:21	21.5	21	27	48	-7	29	7	0	2	198	10.6	1-3	33.3	82	27
C	95	Matt Duchene	66	16:52	20.3	13	29	42	-4	24	5	0	1	136	9.6	390-695	56.1	40	22
D	4	Ryan Ellis	49	23:30	28.5	8	30	38	16	19	2	0	3	114	7.0	0-0	0.0	48	96
C	92	Ryan Johansen	68	17:03	22	14	22	36	-5	45	3	1	2	101	13.9	549-1032	53.2	39	34
C	13	Nick Bonino	67	16:31	22.8	18	17	35	17	16	1	0	3	104	17.3	488-928	52.6	17	89
RW	19	Calle Jarnkrok	64	15:56	21.8	15	19	34	4	14	2	2	1	136	11.0	33-70	47.1	28	27
D	14	Mattias Ekholm	68	23:22	27.3	8	25	33	-1	32	0	1	2	154	5.2	0-0	0.0	49	100
C	8	Kyle Turris	62	15:25	18.3	9	22	31	-9	22	2	0	4	88	10.2	246-518	47.5	18	25
LW	23	Rocco Grimaldi	66	12:38	17	10	21	31	10	10	0	0	1	122	8.2	1-6	16.7	23	14
RW	15	Craig Smith	69	13:25	17.7	18	13	31	18	34	4	0	2	184	9.8	14-29	48.3	60	19
RW	64	Mikael Granlund	63	17:48	21.6	17	13	30	-4	28	4	1	4	130	13.1	73-150	48.7	42	55
RW	33	Viktor Arvidsson	57	16:12	20.2	15	13	28	-4	26	4	0	1	127	11.8	11-19	57.9	27	24
C	10	Colton Sissons	57	14:19	19.7	9	6	15	-2	20	0	1	2	52	17.3	283-552	51.3	84	41
LW	51	Austin Watson	53	11:37	16.9	6	8	14	-9	65	0	0	1	50	12.0	6-12	50.0	131	48
D	57	Dante Fabbro*	64	19:01	23.4	5	6	11	-7	38	1	0	0	92	5.4	0-0	0.0	54	85
C	42	Colin Blackwell	27	10:57	15	3	7	10	7	10	0	0	0	31	9.7	37-66	56.1	43	23
D	5	Dan Hamhuis	60	14:30	19.1	0	8	8	6	35	0	0	0	44	0.0	0-0	0.0	64	53
LW	32	Yakov Trenin*	21	9:44	14	2	4	6	1	9	0	0	0	25	8.0	3-4	75.0	46	9
D	24	Jarred Tinordi	28	16:36	20.7	1	4	5	-1	34	0	0	0	20	5.0	0-0	0.0	71	36
G	35	Pekka Rinne	36	--	--	1	2	3	--	0	0	0	0	1	100.0	--	--	--	--
D	7	Yannick Weber	41	14:00	18.7	1	2	3	-1	14	0	0	1	45	2.2	0-0	0.0	37	38
D	52	Matt Irwin	27	11:48	16.2	0	2	2	-8	11	0	0	0	40	0.0	0-0	0.0	53	30
RW	25	Mathieu Olivier*	8	7:32	11.8	0	1	1	1	4	0	0	0	6	0.0	0-0	0.0	17	1
LW	26	Daniel Carr	11	10:20	14.8	1	0	1	-5	4	0	0	0	14	7.1	0-1	0.0	10	2
LW	20	Mikka Salomaki	5	12:08	16.4	1	0	1	2	4	0	0	1	2	50.0	0-0	0.0	9	3
D	22	Korbinian Holzer	3	13:08	17.7	0	0	0	-1	2	0	0	0	4	0.0	0-0	0.0	7	11
LW	90	Anthony Richard*	1	4:10	9	0	0	0	-1	0	0	0	0	2	0.0	0-0	0.0	0	0
D	3	Steven Santini	2	9:33	16.5	0	0	0	1	2	0	0	0	1	0.0	0-0	0.0	3	0
D	45	Alexandre Carrier*	3	10:46	14.7	0	0	0	2	2	0	0	0	4	0.0	0-0	0.0	3	0

#	GOALTENDER	GP	GS	MINS	W	L	OTL	SO	SA	SV%	GAA	G	A	PIM
74	Juuse Saros	40	34	2176:50	17	12	4	4	1142	.914	2.70	0	0	0
35	Pekka Rinne	36	35	1987:46	18	14	4	3	1004	.895	3.17	1	2	0
NASHVILLE PREDATORS TOTALS		76	69	4164:36	35	26	8	7	2146	.905	2.92	1	3	0

* = rookie

Note: The NHL canceled the remainder of its 2019-20 regular season on July 10, 2020; the final regular-season games of the 2019-20 NHL season were played on March 11, 2020.



SCORING BREAKDOWN

No.	PLAYER	HOME			ROAD			EVEN STRENGTH			POWER PLAY			SHORTHANDED			TOTAL		
		G	A	PTS	G	A	PTS	G	A	PTS	G	A	PTS	G	A	PTS	G	A	PTS
4	Ryan Ellis	3	15	18	5	15	20	6	23	29	2	7	9	0	0	0	8	30	38
5	Dan Hamhuis	0	3	3	0	5	5	0	8	8	0	0	0	0	0	0	0	8	8
7	Yannick Weber	0	1	1	1	1	2	1	2	3	0	0	0	0	0	0	1	2	3
8	Kyle Turris	4	7	11	5	15	20	7	14	21	2	8	10	0	0	0	9	22	31
9	Filip Forsberg	8	12	20	13	15	28	14	20	34	7	7	14	0	0	0	21	27	48
10	Colton Sissons	4	5	9	5	1	6	8	6	14	0	0	0	1	0	1	9	6	15
13	Nick Bonino	10	7	17	8	10	18	17	17	34	1	0	1	0	0	0	18	17	35
14	Mattias Ekholm	4	13	17	4	12	16	7	19	26	0	5	5	1	1	2	8	25	33
15	Craig Smith	7	9	16	11	4	15	14	10	24	4	3	7	0	0	0	18	13	31
19	Calle Jarnkrok	8	12	20	7	7	14	11	12	23	2	7	9	2	0	2	15	19	34
20	Miikka Salomaki	1	0	1	0	0	0	1	0	1	0	0	0	0	0	0	1	0	1
23	Rocco Grimaldi	3	14	17	7	7	14	10	21	31	0	0	0	0	0	0	10	21	31
24	Jarreel Tinordi	0	3	3	1	1	2	1	3	4	0	0	0	0	1	1	1	4	5
25	Mathieu Olivier	0	0	0	0	1	1	0	1	1	0	0	0	0	0	0	0	1	1
26	Daniel Carr	1	0	1	0	0	0	1	0	1	0	0	0	0	0	0	1	0	1
32	Yakov Trenin	1	0	1	1	4	5	2	4	6	0	0	0	0	0	0	2	4	6
33	Viktor Arvidsson	11	5	16	4	8	12	11	9	20	4	4	8	0	0	0	15	13	28
35	Pekka Rinne	0	1	1	1	1	2	0	1	1	0	1	1	0	0	0	1	2	3
42	Colin Blackwell	1	4	5	2	3	5	3	7	10	0	0	0	0	0	0	3	7	10
51	Austin Watson	4	4	8	2	4	6	6	6	12	0	0	0	0	2	2	6	8	14
52	Matt Irwin	0	1	1	0	1	1	0	2	2	0	0	0	0	0	0	0	2	2
57	Dante Fabbro	2	3	5	3	3	6	4	6	10	1	0	1	0	0	0	5	6	11
59	Roman Josi	9	19	28	7	30	37	12	30	42	4	19	23	0	0	0	16	49	65
64	Mikael Granlund	8	10	18	9	3	12	12	11	23	4	2	6	1	0	1	17	13	30
92	Ryan Johansen	8	6	14	6	16	22	10	16	26	3	6	9	1	0	1	14	22	36
95	Matt Duchene	4	17	21	9	12	21	8	23	31	5	6	11	0	0	0	13	29	42





GAME-BY-GAME SUMMARY

#	DATE	OPP.	RESULT	RECORD	GF-GA	SCORERS	GWG	PP	PK	SF-SA	W-L GOALIE	ATTEND.
1	Oct. 3	MIN	W	1-0-0	5-2	4,64,51,33,9	51	0-2	2-3	32-24	35 / 40	17455+
2	Oct. 5	DET	L	1-1-0	3-5	33p,9,14	41	1-2	2-2	42-28	35 / 74	17539+
3	Oct. 8	SJS	W	2-1-0	5-2	59,59p,8,9,57	8	1-5	2-3	25-35	35 / 31	17251+
4	Oct. 10	WSH	W	3-1-0	6-5	9,92,92p,95,13,14	14	1-4	2-4	38-26	35 / 70	17386+
5	Oct. 12	@LAK	L	3-2-0	4-7	64,33,95p,10	19	1-4	2-2	32-38	36 / 74	18230+
6	Oct. 15	@VGK	W	4-2-0	5-2	8,10,19,9,13p	19	1-5	3-4	39-35	35 / 29	18188+
7	Oct. 17	@ARI	L	4-3-0	2-5	57,13	6	0-3	3-6	25-32	35 / 74	13521
8	Oct. 19	FLA	SOL	4-3-1	2-3	59,8p	21	1-4	1-2	27-30	33 / 35	17534+
9	Oct. 22	ANA	W	5-3-1	6-1	59p,10,23,14s,33,33	10	1-6	3-3	30-27	35 / 36	17424+
10	Oct. 24	MIN	W	6-3-1	4-0	20,19,15,10s	20	0-1	2-2	21-26	35 / 32	17386+
11	Oct. 26	@TBL	W (OT)	7-3-1	3-2	19p,59p,4	4	2-5	3-4	40-30	74 / 35	19092+
12	Oct. 29	CHI	W	8-3-1	3-0	13,13,13	13	0-5	2-2	51-20	35 / 40	17259+
13	Oct. 31	CGY	OTL	8-3-2	5-6	13,51,19s,19s,51	19	0-3	3-3	36-27	33 / 35	17351+
14	Nov. 2	NYR	L	8-4-2	1-2	33p	16	1-5	4-4	33-30	40 / 74	17371+
15	Nov. 4	@DET	W	9-4-2	6-1	13,8,10,95,95p,9p	8	2-4	3-3	26-24	35 / 35	18526
16	Nov. 7	@COL	L	9-5-2	4-9	4,9,95p,15	95	1-4	4-6	24-45	39 / 35	17492
17	Nov. 9	@SJS	SOL	9-5-3	1-2	9	28	0-4	4-4	25-32	31 / 74	17562+
18	Nov. 12	@VAN	L	9-6-3	3-5	19,64,9p	40	1-2	0-3	37-26	35 / 35	18233
19	Nov. 16	CHI	L	9-7-3	2-7	59,59	7	0-1	1-1	41-24	40 / 35	17393+
20	Nov. 19	WPG	L	9-8-3	1-2	13	27	0-2	2-2	39-25	37 / 74	17165+
21	Nov. 21	VAN	L	9-9-3	3-6	92,19p,95	6	1-6	1-6	48-23	25 / 35	17168+
22	Nov. 23	@STL	W	10-9-3	4-2	9,14,10,19	10	0-3	2-3	43-26	74 / 50	18096+
23	Nov. 25	STL	W (SO)	11-9-3	3-2	13,92	26	0-3	3-3	39-25	74 / 34	17168+
24	Nov. 27	VGK	OTL	11-9-4	3-4	64,4,95	26	0-2	2-2	34-30	30 / 74	17326+
25	Nov. 29	@CAR	W	12-9-4	3-0	23,19,51	23	0-4	3-3	28-31	35 / 34	18680+
26	Nov. 30	@FLA	L	12-10-4	0-3		6	0-4	4-4	27-28	60 / 74	14285
27	Dec. 3	TBL	OTL	12-10-5	2-3	19,8p	86	1-4	3-3	32-31	88 / 35	17163+
28	Dec. 7	NJD	W	13-10-5	6-4	26,57,32,9,13,23	13	0-6	3-4	37-33	35 / 70	17418+
29	Dec. 10	SJS	W	14-10-5	3-1	13,92p,19	92	1-7	4-4	32-25	74 / 31	17160+
30	Dec. 12	@BUF	L	14-11-5	3-4	95,10,92	68	0-2	1-1	39-32	35 / 74	17211
31	Dec. 14	DAL	L	14-12-5	1-4	51	24	0-3	2-2	38-22	35 / 35	17586+
32	Dec. 16	@NYR	W	15-12-5	5-2	23,59,14,59,4	14	0-2	4-4	24-41	74 / 40	17286
33	Dec. 17	@NYI	W	16-12-5	8-3	15,9p,15,13,23,19,59p,92	13	2-5	1-2	24-30	35 / 1	12114
34	Dec. 19	@OTT	OTL	16-12-6	4-5	15,23,92p,59	10	1-2	2-4	37-24	35 / 74	10407
35	Dec. 21	@BOS	W (OT)	17-12-6	4-3	59,9,59,4	4	0-3	3-4	29-32	35 / 41	17850+
36	Dec. 23	ARI	W	18-12-6	3-2	9,33,59	59	0-1	2-2	41-28	35 / 32	17697+
37	Dec. 27	PIT	L	18-13-6	2-5	15,33	53	0-2	1-1	32-25	35 / 35	17849+
38	Dec. 28	@PIT	L	18-14-6	4-6	33p,15,64,64	59	1-2	1-4	48-36	30 / 35	18628+
39	Jan. 1	@DAL	L	18-15-6	2-4	95p,57p	47	2-4	1-3	33-35	30 / 35	85630
40	Jan. 4	@LAK	W	19-15-6	4-1	23,92,32,15	92	0-5	3-4	38-24	35 / 36	18230+
41	Jan. 5	@ANA	SOL	19-15-7	4-5	51,15p,15,23	15	1-2	3-5	26-47	36 / 74	15858

* = sellout; p = power-play goal; s = shorthanded goal

Note: The NHL canceled the remainder of its 2019-20 regular season on July 10, 2020; the final regular-season games of the 2019-20 NHL season were played on March 11, 2020.



GAME-BY-GAME SUMMARY

#	DATE	OPP.	RESULT	RECORD	GF-GA	SCORERS	GWG	PP	PK	SF-SA	W-L GOALIE	ATTEND.
42	Jan. 7	BOS	L	19-16-7	2-6	9p,64p	37	2-7	2-3	35-36	40 / 35	17623+
43	Jan. 9	@CHI	W	20-16-7	5-2	33,42,95,13,35	95	0-2	2-3	29-31	35 / 50	21440+
44	Jan. 12	@WPG	W	21-16-7	1-0	8	8	0-1	2-2	32-28	74 / 37	15325+
45	Jan. 14	@EDM	L	21-17-7	2-4	9,42	15	0-3	2-4	32-32	41 / 35	17029
46	Jan. 16	ANA	L	21-18-7	2-4	33,64s	67	0-1	1-2	35-27	36 / 74	17388+
47	Jan. 18	BUF	W	22-18-7	2-1	92,15p	15	1-3	3-3	37-31	35 / 35	17729+
48	Jan. 27	TOR	L	22-19-7	2-5	64,33	38	0-1	2-2	36-31	31 / 35	17298+
49	Jan. 29	@WSH	W	23-19-7	5-4	24,64p,23,92s,7	7	1-4	4-5	24-33	74 / 70	18573+
50	Jan. 30	@NJD	W (SO)	24-19-7	6-5	14,9,13,95,9p	95	1-3	1-3	30-32	35 / 29	14327
51	Feb. 1	VGK	L	24-20-7	0-3		20	0-5	4-4	19-39	29 / 35	17664+
52	Feb. 4	@WPG	W (OT)	25-20-7	2-1	13,64	64	0-2	3-3	36-34	74 / 37	15325+
53	Feb. 6	@CGY	W	26-20-7	3-2	57,8,64p	64	1-1	2-2	35-39	74 / 39	18512
54	Feb. 8	@EDM	L	26-21-7	2-3	15,13	29	0-3	2-4	29-36	41 / 74	17212
55	Feb. 10	@VAN	L	26-22-7	2-6	15p,64	4	1-6	2-4	38-32	25 / 35	18871+
56	Feb. 13	NYI	W	27-22-7	5-0	15,15,14,23,15	15	0-0	2-2	26-31	74 / 1	17561+
57	Feb. 15	@STL	W	28-22-7	4-3	33,95,8,64p	64	1-4	3-4	27-26	74 / 34	18096+
58	Feb. 16	STL	W	29-22-7	2-1	15,8	8	0-2	2-2	24-39	35 / 50	17349+
59	Feb. 18	CAR	L	29-23-7	1-4	92	37	0-4	1-2	29-30	34 / 74	17204+
60	Feb. 21	@CHI	OTL	29-23-8	1-2	14	12	0-5	3-4	43-38	50 / 35	21878+
61	Feb. 22	CBJ	W (SO)	30-23-8	4-3	92,64,10	23	0-1	1-2	36-43	74 / 90	17549+
62	Feb. 25	OTT	W	31-23-8	3-2	42,4p,33p	33	2-3	2-2	33-35	74 / 41	17205+
63	Feb. 27	CGY	W (OT)	32-23-8	4-3	10,59,64,64	64	0-2	0-0	38-39	74 / 33	17350+
64	Feb. 29	COL	L	32-24-8	2-3	33,19	6	0-3	4-4	32-31	39 / 74	17619+
65	Mar. 2	EDM	L	32-25-8	3-8	59,19,13	97	0-2	0-1	30-35	41 / 35	17316+
66	Mar. 3	@MIN	L	32-26-8	1-3	15p	22	1-5	7-7	38-33	32 / 74	17242
67	Mar. 5	DAL	W	33-26-8	2-0	9p,95p	9	2-4	4-4	32-33	74 / 35	17349+
68	Mar. 7	@DAL	W	34-26-8	1-0	4p	4	1-2	2-2	23-37	74 / 30	18532+
69	Mar. 10	@MTL	W	35-26-8	4-2	92,19,9p,9	9	1-4	2-2	36-34	74 / 31	21021

+ = sellout; p = power-play goal; s = shorthanded goal

Note: The NHL canceled the remainder of its 2019-20 regular season on July 10, 2020; the final regular-season games of the 2019-20 NHL season were played on March 11, 2020.



GOALS & SHOTS BY PERIOD

#	DATE	OPP.	PREDATORS GOALS					PREDATORS SHOTS					OPPONENT GOALS					OPPONENT SHOTS						
			1	2	3	OT	SO	T	1	2	3	OT	T	1	2	3	OT	SO	T	1	2	3	OT	T
1	Oct. 3	MIN	0	1	4	-	-	5	14	8	10	-	32	0	2	0	-	-	2	6	6	12	-	24
2	Oct. 5	DET	0	2	1	-	-	3	10	15	17	-	42	2	0	3	-	-	5	9	10	9	-	28
3	Oct. 8	SJS	1	1	3	-	-	5	9	7	9	-	25	0	1	1	-	-	2	7	18	10	-	35
4	Oct. 10	WSH	1	1	4	-	-	6	13	9	16	-	38	1	3	1	-	-	5	9	7	10	-	26
5	Oct. 12	@LAK	1	0	3	-	-	4	4	8	20	-	32	2	2	3	-	-	7	13	16	9	-	38
6	Oct. 15	@VGK	1	3	1	-	-	5	10	12	17	-	39	2	0	0	-	-	2	18	9	8	-	35
7	Oct. 17	@ARI	0	1	1	-	-	2	3	11	11	-	25	2	1	2	-	-	5	15	11	6	-	32
8	Oct. 19	FLA	0	0	2	0	-	2	9	7	7	4	27	0	2	0	0	1	3	5	17	8	0	30
9	Oct. 22	ANA	2	2	2	-	-	6	10	9	11	-	30	0	0	1	-	-	1	14	10	3	-	27
10	Oct. 24	MIN	0	2	2	-	-	4	4	9	8	-	21	0	0	0	-	-	0	13	5	8	-	26
11	Oct. 26	@TBL	1	0	1	1	-	3	12	12	14	2	40	0	2	0	0	-	2	7	15	8	0	30
12	Oct. 29	CHI	1	1	1	-	-	3	19	21	11	-	51	0	0	0	-	-	0	6	8	6	-	20
13	Oct. 31	CGY	2	2	1	0	-	5	15	12	7	2	36	1	0	4	1	-	6	4	5	14	4	27
14	Nov. 2	NYR	0	1	0	-	-	1	8	14	11	-	33	1	1	0	-	-	2	7	8	15	-	30
15	Nov. 4	@DET	0	5	1	-	-	6	7	15	4	-	26	1	0	0	-	-	1	5	10	9	-	24
16	Nov. 7	@COL	1	2	1	-	-	4	6	6	12	-	24	2	6	1	-	-	9	18	18	9	-	45
17	Nov. 9	@SJS	0	1	0	0	0	1	7	6	6	6	25	0	0	1	0	1	2	11	8	11	2	32
18	Nov. 12	@VAN	0	1	2	-	-	3	8	19	10	-	37	0	1	4	-	-	5	8	7	11	-	26
19	Nov. 16	CHI	0	0	2	-	-	2	12	14	15	-	41	2	2	3	-	-	7	9	8	7	-	24
20	Nov. 19	WPG	0	1	0	-	-	1	10	13	16	-	39	1	1	0	-	-	2	8	7	10	-	25
21	Nov. 21	VAN	1	1	1	-	-	3	10	16	22	-	48	2	3	1	-	-	6	8	9	6	-	23
22	Nov. 23	@STL	3	0	1	-	-	4	22	9	12	-	43	1	0	1	-	-	2	9	10	7	-	26
23	Nov. 25	STL	2	0	0	0	1	3	10	13	11	5	39	0	1	1	0	0	2	10	6	8	1	25
24	Nov. 27	VGK	0	2	1	0	-	3	12	10	12	0	34	1	1	1	1	-	4	8	9	11	2	30
25	Nov. 29	@CAR	2	1	0	-	-	3	13	7	8	-	28	0	0	0	-	-	0	12	9	10	-	31
26	Nov. 30	@FLA	0	0	0	-	-	0	8	10	9	-	27	0	1	2	-	-	3	5	12	11	-	28
27	Dec. 3	TBL	0	1	1	0	-	2	13	11	7	1	32	1	1	0	1	-	3	3	15	10	3	31
28	Dec. 7	NJD	2	2	2	-	-	6	13	12	12	-	37	2	1	1	-	-	4	11	12	10	-	33
29	Dec. 10	SJS	0	0	3	-	-	3	11	2	19	-	32	0	0	1	-	-	1	6	10	9	-	25
30	Dec. 12	@BUF	2	1	0	-	-	3	12	12	15	-	39	1	2	1	-	-	4	15	9	8	-	32
31	Dec. 14	DAL	0	1	0	-	-	1	9	13	16	-	38	0	4	0	-	-	4	11	8	3	-	22
32	Dec. 16	@NYR	1	2	2	-	-	5	8	7	9	-	24	1	0	1	-	-	2	15	13	13	-	41
33	Dec. 17	@NYI	1	4	3	-	-	8	6	9	9	-	24	0	3	0	-	-	3	12	11	7	-	30
34	Dec. 19	@OTT	1	0	3	0	-	4	17	3	17	0	37	0	3	1	1	-	5	10	10	3	1	24
35	Dec. 21	@BOS	0	1	2	1	-	4	8	11	7	3	29	0	2	1	0	-	3	11	8	11	2	32
36	Dec. 23	ARI	1	1	1	-	-	3	22	13	6	-	41	0	1	1	-	-	2	5	15	8	-	28
37	Dec. 27	PIT	1	0	1	-	-	2	10	13	9	-	32	3	2	0	-	-	5	7	9	9	-	25
38	Dec. 28	@PIT	0	3	1	-	-	4	10	17	21	-	48	3	1	2	-	-	6	17	9	10	-	36
39	Jan. 1	@DAL	2	0	0	-	-	2	10	12	11	-	33	0	1	3	-	-	4	8	16	11	-	35
40	Jan. 4	@LAK	2	0	2	-	-	4	20	8	10	-	38	0	1	0	-	-	1	11	9	4	-	24
41	Jan. 5	@ANA	1	1	2	0	1	4	4	10	10	2	26	1	3	0	0	1	5	21	15	10	1	47
First Half Totals:			33	48	58	2	2	143	438	445	484	25	1392	33	55	42	4	3	137	407	427	362	16	1212
First Half Averages:			.80	1.17	1.41	--	--	3.46	10.7	10.9	11.8	--	34.0	.80	1.34	1.02	--	--	3.34	9.9	10.4	8.8	--	29.6



GOALS & SHOTS BY PERIOD

#	DATE	OPP.	PREDATORS GOALS					PREDATORS SHOTS					OPPONENT GOALS					OPPONENT SHOTS						
			1	2	3	OT	SO	T	1	2	3	OT	T	1	2	3	OT	SO	T	1	2	3	OT	T
42	Jan. 7	BOS	0	1	1	-	-	2	8	15	12	-	35	1	2	3	-	-	6	13	13	10	-	36
43	Jan. 9	@CHI	3	0	2	-	-	5	12	13	5	-	30	0	1	1	-	-	2	10	7	14	-	31
44	Jan. 12	@WPG	1	0	0	-	-	1	15	9	8	-	32	0	0	0	-	-	0	7	11	10	-	28
45	Jan. 14	@EDM	2	0	0	-	-	2	12	12	8	-	32	2	1	1	-	-	4	13	10	9	-	32
46	Jan. 16	ANA	1	0	1	-	-	2	14	14	7	-	35	2	1	1	-	-	4	14	9	4	-	27
47	Jan. 18	BUF	0	1	1	-	-	2	12	14	11	-	37	1	0	0	-	-	1	7	17	7	-	31
48	Jan. 27	TOR	1	0	1	-	-	2	15	8	13	-	36	2	2	1	-	-	5	10	12	9	-	31
49	Jan. 29	@WSH	3	0	2	-	-	5	7	7	10	-	24	2	2	0	-	-	4	15	14	4	-	33
50	Jan. 30	@NJD	2	1	2	-	1	6	8	6	9	7	30	1	3	1	0	0	5	8	14	7	3	32
51	Feb. 1	VGK	0	0	0	-	-	0	2	6	11	-	19	0	1	2	-	-	3	14	15	10	-	39
52	Feb. 4	@WPG	1	0	0	1	-	2	15	7	12	2	36	1	0	0	0	-	1	9	16	9	0	34
53	Feb. 6	@CGY	2	1	0	-	-	3	12	11	12	-	35	1	1	0	-	-	2	16	14	9	-	39
54	Feb. 8	@EDM	1	1	0	-	-	2	10	9	10	-	29	0	1	2	-	-	3	7	16	13	-	36
55	Feb. 10	@VAN	0	2	0	-	-	2	12	19	7	-	38	3	2	1	-	-	6	16	7	9	-	32
56	Feb. 13	NYI	3	2	0	-	-	5	10	11	5	-	26	0	0	0	-	-	0	14	13	4	-	31
57	Feb. 15	@STL	2	1	1	-	-	4	15	7	5	-	27	0	3	0	-	-	3	7	10	9	-	26
58	Feb. 16	STL	0	1	1	-	-	2	6	6	12	-	24	0	1	0	-	-	1	13	12	14	-	39
59	Feb. 18	CAR	0	1	0	-	-	1	12	5	12	-	29	1	2	1	-	-	4	11	13	6	-	30
60	Feb. 21	@CHI	0	1	0	-	-	1	10	20	10	3	43	0	0	1	1	-	2	12	9	16	1	38
61	Feb. 22	CBJ	2	1	0	0	1	4	17	11	7	1	36	0	3	0	0	0	3	9	20	11	3	43
62	Feb. 25	OTT	1	2	0	-	-	3	9	17	7	-	33	2	0	0	-	-	2	17	9	9	-	35
63	Feb. 27	CGY	1	0	2	1	-	4	8	17	11	2	38	0	2	1	0	-	3	11	16	12	0	39
64	Feb. 29	COL	0	0	2	-	-	2	9	13	10	-	32	0	2	1	-	-	3	8	10	13	-	31
65	Mar. 2	EDM	0	3	0	-	-	3	12	7	11	-	30	2	1	5	-	-	8	14	8	13	-	35
66	Mar. 3	@MIN	0	0	1	-	-	1	6	15	17	-	38	2	0	1	-	-	3	12	10	11	-	33
67	Mar. 5	DAL	1	1	0	-	-	2	10	14	8	-	32	0	0	0	-	-	0	11	12	10	-	33
68	Mar. 7	@DAL	0	1	0	-	-	1	7	11	5	-	23	0	0	0	-	-	0	9	14	14	-	37
69	Mar. 10	@MTL	0	4	0	-	-	4	14	18	4	-	36	0	0	2	-	-	2	7	14	13	-	34
Second Half Totals:			27	25	17	2	2	73	299	322	259	15	895	23	31	25	1	0	80	314	345	279	7	945
Second Half Averages:			.96	.89	.61	--	--	1.78	10.7	11.5	9.3	--	31.9	.82	1.11	.89	--	--	1.95	11.2	12.3	9.9	--	33.8
Totals:			60	73	75	4	4	216	737	767	743	40	2287	56	86	67	5	3	217	721	772	641	23	2157
Averages:			.87	1.06	1.09	--	--	2.59	10.7	11.1	10.8	--	33.1	.81	1.25	.97	--	--	2.61	10.5	11.1	9.3	--	31.3

Note: The NHL canceled the remainder of its 2019-20 regular season on July 10, 2020; the final regular-season games of the 2019-20 NHL season were played on March 11, 2020.



SCORING BY PERIOD/RECORD WHEN SCORING

#	PLAYER	1st	2nd	3rd	OT	TOTAL	RECORD WHEN SCORING
4	Ryan Ellis	1	4	1	2	8	6-1
7	Yannick Weber	0	0	1	0	1	1-0-0
8	Kyle Turris	3	2	4	0	9	7-0-2
9	Filip Forsberg	6	9	6	0	21	13-5-1
10	Colton Sissons	4	3	2	0	9	7-2-0
13	Nick Bonino	4	7	7	0	18	11-4-1
14	Mattias Ekholm	3	3	2	0	8	6-1
15	Craig Smith	6	6	6	0	18	6-6-3
19	Calle Jarnkrok	2	9	4	0	15	8-4-2
20	Miikka Salomaki	0	1	0	0	1	1-0-0
23	Rocco Grimaldi	4	3	3	0	10	8-0-2
24	Jarred Tinordi	1	0	0	0	1	1-0-0
26	Daniel Carr	1	0	0	0	1	1-0-0
32	Yakov Trenin	0	1	1	0	2	2-0-0
33	Viktor Arvidsson	3	5	7	0	15	6-8-0
35	Pekka Rinne	0	0	1	0	1	1-0-0
42	Colin Blackwell	3	0	0	0	3	2-1-0
51	Austin Watson	2	2	2	0	6	2-1-2
57	Dante Fabbro	3	1	1	0	5	3-2-0
59	Roman Josi	2	4	10	0	16	8-2-2
64	Mikael Granlund	4	4	7	2	17	7-7-1
92	Ryan Johansen	4	5	5	0	14	9-3-1
95	Matt Duchene	4	4	5	0	13	6-5-1
Totals		60	73	75	4	212	35-26-8





GOALS BREAKDOWN

PREDATORS' EMPTY-NET GOALS - 8

(opponent pulls goalie in final 5 minutes: 28 times)

DATE	PLAYER	OPPONENT
10/3	Filip Forsberg	Minnesota Wild
10/8	Dante Fabbro	San Jose Sharks
11/23	Calle Jarnkrok	at St. Louis Blues
12/10	Calle Jarnkrok	San Jose Sharks
12/16	Roman Josi	at New York Rangers
12/16	Ryan Ellis	at New York Rangers
1/9	Nick Bonino	at Chicago Blackhawks
1/9	Pekka Rinne	at Chicago Blackhawks

PREDATORS' EXTRA ATTACKER GOALS in the final 5 minutes - 1

DATE	PLAYER	OPPONENT
2/27	Mikael Granlund	Calgary Flames

PREDATORS' SHORTHANDED GOALS - 6

DATE	PLAYER	OPPONENT
10/22	Mattias Ekholm	Anaheim Ducks
10/24	Colton Sissons	Minnesota Wild
10/31	Calle Jarnkrok (2)	Calgary Flames
1/16	Mikael Granlund	Anaheim Ducks
1/29	Ryan Johansen	at Washington Capitals

OPPONENTS' EMPTY-NET GOALS - 11

(Predators pull goalie in final 5 minutes: 24 times)

DATE	PLAYER	OPPONENT
10/5	Tyler Bertuzzi	Detroit Red Wings
10/12	Dustin Brown	at Los Angeles Kings
10/17	Carl Soderberg	at Arizona Coyotes
11/12	Tanner Pearson	at Vancouver Canucks
11/21	Tanner Pearson	Vancouver Canucks
12/28	Bryan Rust	at Pittsburgh Penguins
1/7	David Krejci	Boston Bruins
1/14	Leon Draisaitl	at Edmonton Oilers
1/27	Auston Matthews	Toronto Maple Leafs
2/1	Reilly Smith	Vegas Golden Knights
2/29	Erik Johnson	Colorado Avalanche

OPPONENTS' EXTRA ATTACKER GOALS in the final 5 minutes - 6

DATE	PLAYER	OPPONENT
10/31	Matthew Tkachuk	Calgary Flames
11/23	Jaden Schwartz	at St. Louis Blues
11/27	Max Pacioretty	Vegas Golden Knights
12/10	Timo Meier	San Jose Sharks
12/16	Artemi Panarin	at New York Rangers
12/21	Patrice Bergeron	at Boston Bruins

OPPONENTS' SHORTHANDED GOALS - 8

DATE	PLAYER	OPPONENT
10/10	Tom Wilson	Washington Capitals
11/7	Matt Nieto	at Colorado Avalanche
11/21	Tanner Pearson	Vancouver Canucks
12/14	Blake Comeau	Dallas Stars
12/17	Casey Cizikas	at New York Islanders
12/19	Vladislav Namestnikov	at Ottawa Senators
1/16	Derek Grant	Anaheim Ducks
1/30	Pavel Zacha	at New Jersey Devils



SITUATIONAL STATS

SITUATIONAL STATS	
Overall Record	35-26-8
Home Record	17-14-4
Road Record	18-12-4
Overtime Record	4-5
Shootout Record	3-3
One-Goal Game Record	17-5-8
Two-Goal Game Record	5-7
Three-Goal Game Record	13-14
Scoring First	27-6-4
Opponent Scoring First	8-20-4
Leading After 1 Period	20-3-2
Trailing After 1 Period	4-17-2
Tied After 1 Period	11-6-4
Leading After 2 Periods	22-2-3
Trailing After 2 Periods	7-20-4
Tied After 2 Periods	6-4-1
Outshooting Opponent	18-15-5
Outshot by Opponent	17-10-3
Shots Even	0-1-0
1st Half of Back-to-Back	5-2-1
2nd Half of Back-to-Back	4-3-1
Evening Games	31-21-8
Afternoon Games	4-5-0
Weekday Games	24-16-5
Weekend Games	11-10-3
October	8-3-2
November	4-7-2
December	6-4-2
January	6-5-1
February	8-5-1
March	3-2-0
Sunday	2-0-1
Monday	4-3-0
Tuesday	9-6-1
Wednesday	1-1-1
Thursday	9-5-2
Friday	1-1-1
Saturday	9-10-2

GOALS BY PERIOD	1st	2nd	3rd	OT	TOTAL	AVG.
PREDATORS	60	73	75	4	212	3.1
Opponents	56	86	67	5	214	3.1

SHOTS BY PERIOD	1st	2nd	3rd	OT	TOTAL	AVG.
PREDATORS	60	73	75	4	212	3.1
Opponents	56	86	67	5	214	3.1

POWER PLAY	GOALS	ATTEMPTS	%
Overall	39	226	17.3% (1-24th NHL)
Home	16	112	14.3% (29th NHL)
Road	23	114	20.2% (12th NHL)

8 SHORTHANDED GOALS ALLOWED (1-24th NHL)

PENALTY KILL	GOALS ALLOWED	ATTEMPTS	%
Overall	51	213	76.1 (1-28th NHL)
Home	16	91	82.4% (1-11th NHL)
Road	35	122	71.3% (30th NHL)

6 SHORTHANDED GOALS SCORED (1-10th NHL)

PENALTIES	PENALTY MINUTES	PIM/GAME
PREDATORS	618	9.0 (22nd NHL)

SITUATIONAL GOALS FOR & AGAINST		
	GOALS FOR	GOALS AGAINST
Five-on-Five	152	136
Five-on-Four	36	7
Five-on-Three	3	0
Four-on-Four	2	2
Three-on-Three	3	4
Three-on-Four	0	2
Three-on-Five	0	1
Four-on-Five	6	46
Empty-Net Goals	8	11
TOTALS	212	214

WHEN THE PREDATORS SCORE...			
	W	L	OTL
0 Goals	0	2	0
1 Goal	2	5	2
2 Goals	4	11	2
3 Goals	8	5	1
4 Goals	8	3	2
5 Goals	7	0	1
6 Goals	5	0	0
7 Goals	0	0	0
8+ Goals	1	0	0
TOTALS	35	26	8

WHEN THE OPPOSITION SCORES...			
	W	L	OTL
0 Goals	7	0	0
1 Goal	7	0	0
2 Goals	11	2	2
3 Goals	5	5	2
4 Goals	2	6	1
5 Goals	2	5	2
6 Goals	0	4	1
7 Goals	0	2	0
8+ Goals	0	2	0
TOTALS	35	26	8



PREDATORS vs. THE NHL

WESTERN CONFERENCE

CENTRAL DIVISION				HOME			ROAD			OVERALL		
TEAM	W	L	OTL	W	L	OTL	W	L	OTL			
Chicago Blackhawks	1	1	0	1	0	1	2	1	1			
Colorado Avalanche	0	1	0	0	1	0	0	2	0			
Dallas Stars	1	1	0	1	1	0	2	2	0			
Minnesota Wild	2	0	0	0	1	0	2	1	0			
St. Louis Blues	2	0	0	2	0	0	4	0	0			
Winnipeg Jets	0	1	0	2	0	0	2	1	0			
TOTALS vs. CENTRAL DIVISION	6	4	0	6	3	1	12	7	1			

PACIFIC DIVISION				HOME			ROAD			OVERALL		
TEAM	W	L	OTL	W	L	OTL	W	L	OTL			
Anaheim Ducks	1	1	0	0	0	1	1	1	1			
Arizona Coyotes	1	0	0	0	1	0	1	1	0			
Calgary Flames	1	0	1	1	0	0	2	0	1			
Los Angeles Kings	0	0	0	1	1	0	1	1	0			
San Jose Sharks	2	0	0	0	0	1	2	0	1			
Vegas Golden Knights	0	1	1	1	0	0	1	1	1			
Vancouver Canucks	0	1	0	0	2	0	0	3	0			
TOTALS vs. PACIFIC DIVISION	5	4	2	3	6	2	8	10	4			
TOTALS vs. WESTERN CONFERENCE	11	8	2	9	9	3	20	17	5			

EASTERN CONFERENCE

ATLANTIC DIVISION				HOME			ROAD			OVERALL		
TEAM	W	L	OTL	W	L	OTL	W	L	OTL			
Boston Bruins	0	1	0	1	0	0	1	1	0			
Buffalo Sabres	1	0	0	0	1	0	1	1	0			
Detroit Red Wings	0	1	0	1	0	0	1	1	0			
Florida Panthers	0	0	1	0	1	0	0	1	1			
Montreal Canadiens	0	0	0	1	0	0	1	0	0			
Ottawa Senators	1	0	0	0	0	1	1	0	1			
Tampa Bay Lightning	0	0	1	1	0	0	1	0	1			
Toronto Maple Leafs	0	1	0	0	0	0	0	1	0			
TOTALS vs. ATLANTIC DIVISION	2	3	2	4	2	1	6	5	3			

METROPOLITAN DIVISION				HOME			ROAD			OVERALL		
TEAM	W	L	OTL	W	L	OTL	W	L	OTL			
Carolina Hurricanes	0	1	0	1	0	0	1	1	0			
Columbus Blue Jackets	1	0	0	0	0	0	1	0	0			
New Jersey Devils	1	0	0	1	0	0	2	0	0			
New York Islanders	1	0	0	1	0	0	2	0	0			
New York Rangers	0	1	0	1	0	0	1	1	0			
Philadelphia Flyers	0	0	0	0	0	0	0	0	0			
Pittsburgh Penguins	0	1	0	0	1	0	0	2	0			
Washington Capitals	1	0	0	1	0	0	2	0	0			
TOTALS vs. METROPOLITAN DIVISION	4	3	0	5	1	0	9	4	0			
TOTALS vs. EASTERN CONFERENCE	6	6	2	9	3	1	15	9	3			



HAT TRICKS/SHUTOUTS/PENALTY SHOTS

PREDATORS' HAT TRICKS - 2

No.	DATE	PLAYER	SCORE	GOALTENDER
38	10/29/19	Nick Bonino	CHI 0 at NSH 3	Robin Lehner
39	2/13/20	Craig Smith	NYI 0 at NSH 5	Greiss (2), Varlamov (1)

OPPONENTS' HAT TRICKS - 2

No.	DATE	PLAYER	SCORE	GOALTENDER
44	11/7/19	Joonas Donskoi	NSH 4 at COL 9	Rinne (1), Saros (2)
45	3/2/20	Leon Draisaitl (4g)	EDM 8 at NSH 3	Rinne



PREDATORS' SHUTOUTS - 7

No.	DATE	GOALIE	SAVES	SCORE
123	10/24/19	Pekka Rinne	26	MIN 0 at NSH 4
124	10/29/19	Pekka Rinne	20	CHI 0 at NSH 3
125	11/29/19	Pekka Rinne	31	NSH 3 at CAR 0
126	1/12/20	Juuse Saros	28	NSH 1 at WPG 0
127	2/13/20	Juuse Saros	31	NYI 0 at NSH 5
128	3/5/20	Juuse Saros	33	DAL 0 at NSH 2
129	3/7/20	Juuse Saros	37	NSH 1 at DAL 0

OPPONENTS' SHUTOUTS - 2

No.	DATE	GOALIE	SAVES	SCORE
119	11/30/19	Chris Driedger	27	NSH 0 at FLA 3
120	2/1/20	Marc-Andre Fleury	19	VGK 3 at NSH 0



PREDATORS' PENALTY SHOTS (11 GOALS, 20 STOPS ALL-TIME)

No.	DATE	PLAYER	GOALIE	SCORE	RESULT
NONE					

OPPONENTS' PENALTY SHOTS (16 GOALS, 31 STOPS ALL-TIME)

No.	DATE	PLAYER	GOALIE	SCORE	RESULT
43	10/22/19	Troy Terry	Pekka Rinne	ANA 1 at NSH 6	Save
44	12/10/19	Barclay Goodrow	Juuse Saros	SJS 1 at NSH 3	Save
45	1/1/20	Denis Gurianov	Pekka Rinne	NSH 2 at DAL 4	Save
46	2/4/20	Patrik Laine	Juuse Saros	NSH 2 at WPG 1	Save
47	2/21/20	Brandon Saad	Pekka Rinne	NSH 1 at CHI 2	Save

Note: "No." column indicates the number in franchise history





PLAYER GAME-BY-GAME SUMMARY

DATE	OPP.	#3 SANTINI	#4 ELLIS	#5 HAMHUIS	#7 WEBER	#8 TORRIS	#9 FORSBERG	#10 SISSONS
Oct. 3	MIN	MIL	1-1/3/4 2153	0-0/0-1/15:47	0-0/1-1/13:32	0-0/1/0 13:30	1-1/6/2 18:52	0-0/0/1 15:27
Oct. 5	DET	MIL	0-0/4-2 26:04	0-0/2-2 12:55	0-0/1-2 12:29	0-1/4-1 12:13	1-0/3-2 18:39	0-0/0/0 12:56
Oct. 8	SJS	MIL	0-1/2/3 18:51	DNP	0-0/2-1 16:38	1-0/0/1/1 11:37	1-0/3/1 16:23	0-1/1/1 17:50
Oct. 10	WSH	MIL	0-0/3/1 23:36	DNP	0-0/1/0 10:29	0-0/3-2 13:33	1-1/2/1 18:30	0-1/1/0 12:50
Oct. 12	@LAK	MIL	0-2/0-2 23:50	0-0/0-0 15:08	0-0/0/0 12:34	0-0/0-1 09:17	0-1/9-3 19:49	1-0/2/0 14:11
Oct. 15	@VGK	MIL	0-2/2/2 22:45	0-0/0/0 12:14	0-0/1/1 11:00	1-1/2/1 14:52	1-0/4/1 12:40	1-0/2/1 14:34
Oct. 17	@ARI	MIL	0-2/2-1 22:59	0-0/0/0 17:51	0-0/0/0 12:07	0-1/0/1 13:45	INJ	0-0/0/0 17:01
Oct. 19	FLA	MIL	0-2/4/1 24:34	0-0/0/0 14:19	0-0/1/0 13:56	1-0/3/0 18:11	INJ	0-0/0/0 13:05
Oct. 22	ANA	MIL	0-1/1/2 23:20	0-0/2/1 14:38	0-0/0/0 11:03	0-1/4-1 15:02	INJ	1-0/0/1/1 15:47
Oct. 24	MIN	MIL	0-0/2/2 22:20	0-0/0/1 16:36	DNP	0-0/1/0 16:35	INJ	1-1/2/2 17:44
Oct. 26	@TBL	MIL	1-0/0/1/1 24:06	0-0/2/0 15:59	DNP	0-0/4/1 16:54	INJ	0-1/2/1 17:27
Oct. 29	CHI	MIL	0-0/1/1 23:03	0-0/2/1 12:52	DNP	0-0/1/0 16:48	INJ	0-0/2/0 14:12
Oct. 31	CGY	MIL	0-1/0-1 25:11	0-0/1/2 14:04	DNP	0-0/1/0 11:59	0-0/5-1 17:27	0-2/3/0 17:54
Nov. 2	NYR	MIL	0-0/1-1 20:56	0-0/0-1 14:56	DNP	0-0/1/0 10:59	0-1/3/0 20:31	0-0/1/0 14:47
Nov. 4	@DET	MIL	0-1/0/1 21:10	0-1/0/2 15:24	0-0/1/2 13:44	1-0/0/1/2 13:58	1-1/2/0 17:10	1-0/1/0 13:54
Nov. 7	@COL	MIL	1-0/3-1 22:14	0-0/0/1 17:11	0-0/0/0 14:05	0-0/1-1 13:18	1-0/3/0 14:46	0-0/3-3 15:58
Nov. 9	@SJS	MIL	0-0/2-1 26:04	0-0/0/0 15:09	0-0/0/0 07:29	0-0/0/0 12:44	0-1/0/1 20:31	0-0/0/0 15:28
Nov. 12	@VAN	MIL	0-0/2-1 26:16	0-0/1/0 12:00	0-0/0/0 09:24	0-0/3/0 11:47	1-1/2/0 18:22	0-0/0/0 12:40
Nov. 16	CHI	MIL	0-1/1/0 21:14	0-0/1-2 15:40	DNP	0-1/0-2 10:50	0-0/4-2 19:10	0-0/3-2 11:08
Nov. 19	WPG	0-0, 1/0 09:50	0-0/3-1 23:20	0-1/0/0 12:27	DNP	DNP	0-0/3-2 17:37	0-0/1/0 11:24
Nov. 21	VAN	0-0, 0/1 09:16	0-0/8/0 21:55	0-0/3/1 13:25	DNP	DNP	0-0/3/0 20:43	0-0/0/0 08:18
Nov. 23	@STL	MIL	0-1/3/3 25:40	0-0/0-1 12:35	DNP	DNP	1-0/2/1 18:03	1-0/0/1 15:13
Nov. 25	STL	MIL	0-0/2-1 24:53	0-0/0/0 13:58	DNP	DNP	0-1/4/0 18:48	0-0/0/0 12:42
Nov. 27	VGK	MIL	1-0/3/1 22:36	0-0/1-1 14:42	DNP	DNP	0-0/5/0 18:23	0-0/1-1 12:26
Nov. 29	@CAR	MIL	0-0/5/0 21:43	0-0/0/2 17:05	DNP	0-0/0/2 10:14	0-0/0/1 16:11	0-0/0/1 13:08
Nov. 30	@FLA	MIL	0-0/3/0 25:25	0-0/0/0 12:18	0-0/2/0 11:46	DNP	0-0/7-1 18:28	0-0/0/0 12:51
Dec. 3	TBL	MIL	0-1/2-1 26:12	0-0/0/0 12:57	DNP	1-1/3/0 15:48	0-0/1/0 20:43	0-0/1/0 19:30
Dec. 7	NJD	MIL	0-0/2/1 24:47	0-1/2/0 13:25	0-1/1/0 09:49	0-0/2/1 18:05	0-1/3/0 20:07	0-0/0/1 13:28
Dec. 10	SJS	MIL	0-0/4/1 24:26	0-0/2/0 14:11	DNP	0-0/1/0 16:22	0-2/1/1 15:55	0-0/0/1 13:40
Dec. 12	@BUF	MIL	0-1/4/0 25:25	0-0/1/1 12:05	0-0/1/1 12:16	0-1/0/0 17:02	0-1/3/1 19:12	1-0/1/1 11:26
Dec. 14	DAL	MIL	0-0/1-2 25:15	0-1/0/0 17:20	0-0/4-1 14:34	0-0/3-2 13:08	0-0/2-1 19:39	0-0/0/0 13:11
Dec. 16	@NYR	MIL	1-1/2/3 25:35	0-1/0/2 17:54	0-0/1/1 12:15	0-1/0/1 18:12	0-0/1-1 14:35	0-0/1/3 18:05
Dec. 17	@NYI	MIL	0-2/3/2 21:32	0-0/0-1 17:49	DNP	0-0/1/0 15:21	1-1/3/1 18:13	0-0/0/1 11:23
Dec. 19	@OTT	MIL	0-2/2/1 27:35	0-0/0/1 12:42	DNP	0-1/3/1 16:06	0-2/2/1 14:49	0-0/2-2 16:13
Dec. 21	@BOS	MIL	1-0/0/1/3/0 25:01	0-0/0/0 15:55	DNP	0-1/0/0 14:57	1-0/5/0 19:17	0-0/2/2 17:08
Dec. 23	ARI	MIL	0-0/2/2 26:25	0-0/0/0 11:41	DNP	0-0/2/1 11:06	1-0/2/1 19:34	0-0/3-2 16:14
Dec. 27	PII	MIL	0-0/2-2 26:23	0-0/0/0 03:42	DNP	0-0/2-2 15:57	0-0/4-1 20:15	0-0/0/0 03:21
Dec. 28	@PIT	MIL	0-0/2/1 26:43	INJ	0-0/2/0 09:31	0-0/2/1 14:18	0-1/3/1 18:40	INJ
Jan. 1	@DAL	MIL	0-0/0/0 01:15	0-0/0/0 17:18	DNP	0-0/2/1 12:26	0-1/1/0 16:45	INJ
Jan. 4	@LAK	MIL	INJ	0-0/1/1 17:03	0-0/1/1 17:15	0-0/1/0 15:48	0-0/2/0 16:30	INJ
Jan. 5	@ANA	MIL	INJ	DNP	0-0/3-1 19:10	0-1/0/0 14:40	0-0/1-1 13:22	INJ
Jan. 7	BOS	MIL	INJ	0-0/2-1 18:20	0-0/1-1 18:45	0-0/0-2 13:40	1-1/2-1 16:45	INJ
Jan. 9	@CHI	MIL	INJ	0-0/0/1 18:03	0-0/2/1 20:56	0-0/0/1 13:35	0-1/2/2 17:18	INJ
Jan. 12	@WPG	MIL	INJ	0-0/2/1 18:27	0-0/1/0 20:16	1-0/0/1/3 12:00	0-0/1/0 15:27	INJ
Jan. 14	@EDM	MIL	INJ	0-0/0/0 12:57	0-1/3/2 17:57	0-0/0/1 15:54	1-0/8/0 16:50	INJ
Jan. 16	ANA	MIL	INJ	0-0/0/0 19:36	0-0/0/0 13:09	0-0/0-1 11:32	0-0/3-2 18:18	INJ
Jan. 18	BUF	MIL	INJ	0-0/0/0 13:32	0-0/3/0 21:46	0-1/1/0 14:13	0-0/3/0 15:13	INJ
Jan. 27	TOR	MIL	INJ	0-0/3/0 16:55	0-0/2-2 19:33	0-0/2/0 16:45	0-1/2/0 16:22	INJ
Jan. 29	@WSH	MIL	INJ	0-1/1/1 14:52	1-0/0/1/1/0 07:39	0-1/0/1 20:46	0-2/2/1 15:42	INJ
Jan. 30	@NJD	MIL	INJ	0-0/0/0 14:46	0-2/2/1 19:31	0-2/4/1 16:30	2-0/4/1 16:30	0-0/0/3 11:54
Feb. 1	VGK	MIL	INJ	0-0/2-2 16:20	0-0/0-2 16:07	0-0/2/1 19:26	0-0/0-1 18:04	0-0/0/1 12:31
Feb. 4	@WPG	MIL	INJ	0-0/2-1 16:00	DNP	0-0/1-1 18:40	0-0/4-1 18:01	0-0/0/0 12:30
Feb. 6	@CGY	MIL	INJ	0-0/1/0 12:20	0-1/1/1 18:47	0-0/0/0 10:19	0-1/6/0 14:06	0-0/1/0 14:25
Feb. 8	@EDM	MIL	INJ	0-1/1/1 13:45	0-0/2/1 08:10	0-0/0-1 21:56	0-0/2/1 20:03	0-0/0/0 09:37
Feb. 10	@VAN	MIL	INJ	0-0/0/0 14:16	0-0/0/1 15:00	0-0/0/0 11:32	0-0/2-1 11:57	0-0/2/1 17:57
Feb. 13	NYI	MIL	INJ	0-0/3/1 18:14	0-0/2/1 17:15	0-0/1/0 15:42	0-0/1/0 13:38	0-0/1/1 16:01
Feb. 15	@STL	MIL	INJ	0-1/2/1 16:11	0-0/2/0 17:19	1-2/4/0 15:36	0-1/3/0 14:00	0-0/0/0 15:06
Feb. 16	STL	MIL	INJ	0-0/0-1 14:54	0-0/2/0 19:23	1-0/0/1/0 18:44	0-1/6/0 14:05	0-0/1/0 14:33
Feb. 18	CAR	MIL	INJ	0-0/1-1 15:17	0-0/0-1 16:08	0-0/1-1 15:56	0-0/3-1 17:58	0-0/0/0 13:52
Feb. 21	@CHI	MIL	0-0/2/0 23:33	0-0/0/0 14:08	DNP	0-0/2/0 20:00	0-0/3/0 19:42	0-0/0/0 13:52
Feb. 22	CBJ	MIL	0-1/4/2 23:52	DNP	0-0/0-1 15:33	0-0/1/0 18:23	0-2/2/1 17:36	1-0/6/1 15:14
Feb. 25	OTT	MIL	1-1/3-1 21:27	0-0/1-1 13:35	DNP	0-0/2-1 15:24	0-0/3-1 16:04	0-0/0/1 15:03
Feb. 27	CGY	MIL	0-3/4/0 25:04	0-0/0/0 13:42	0-0/2/0 18:53	0-1/4/1 19:56	1-0/2/0 13:39	0-0/0/0 15:47
Feb. 29	COL	MIL	0-2/2/1 23:30	0-0/1/0 12:29	DNP	0-0/2-1 19:24	0-0/4-1 16:55	0-0/0/0 15:47
March 2	EDM	MIL	0-0/1-2 25:37	0-0/0/0 02:32	DNP	0-1/2/0 17:05	0-0/1-1 16:32	0-0/0/1 15:01
March 3	@MIN	MIL	0-0/3-1 26:43	INJ	0-0/1/0 09:28	0-0/4-2 18:25	0-1/1-1 15:21	0-0/0/1 13:06
March 5	DAL	MIL	0-0/0/0 22:14	INJ	DNP	0-1/2/0 14:55	1-0/0/1/3/0 17:31	0-0/0/0 16:27
March 7	@DAL	MIL	1-0/0/1/2/0 25:45	INJ	DNP	0-0/0/0 14:18	0-0/5/0 15:06	0-0/0/0 15:14
March 10	@MTL	MIL	0-1/3/2 21:26	INJ	DNP	0-1/1/1 14:28	2-1/0/1/5/1 20:11	0-0/1/0 14:49

Skaters: Goals-Assists (Game Winning or Game Tying), Shots / (+/-), TOI Goalsies: Goals Allowed/Shots, Decision, Minutes Played

DNP = Did Not Play; INJ = Injured; ILL = Illness; MIL = Milwaukee (AHL); SUS = Suspended



PLAYER GAME-BY-GAME SUMMARY

DATE	OPP.	#25 OLIVIER	#26 CARR	#32 TRENIN	#33 ARVIDSSON	#42 BLACKWELL	#45 CARRIER	#51 WATSON
Oct. 3	MIN	MIL	DNP	MIL	1-0,5/1 15:00	MIL	MIL	1-0(W),2/1 13:45
Oct. 5	DET	MIL	DNP	MIL	1-0,4(-)1 17:03	MIL	MIL	0-0,0/0 10:50
Oct. 8	SJS	MIL	DNP	MIL	0-0,1/1 15:44	MIL	MIL	0-0,1/1 16:22
Oct. 10	WSH	MIL	0-0,1/0 10:50	MIL	0-2,1/2 19:49	MIL	MIL	0-1,2/0 12:44
Oct. 12	@LAK	MIL	0-0,0(-)1 08:57	MIL	1-0,2(-)3 17:00	MIL	MIL	0-0,0(-)1 10:47
Oct. 15	@VGK	MIL	DNP	MIL	0-1,2/1 18:05	MIL	MIL	0-0,1/0 14:32
Oct. 17	@ARI	MIL	0-0,3/0 06:31	MIL	0-0,2/0 17:34	MIL	MIL	0-0,2/0 13:50
Oct. 19	FLA	MIL	MIL	0-0,0/0 12:35	0-0,3/0 20:50	MIL	MIL	0-0,1/0 09:44
Oct. 22	ANA	MIL	MIL	MIL	2-0,4/2 15:06	MIL	MIL	0-0,0/2 13:59
Oct. 24	MIN	MIL	MIL	MIL	0-1,2/1 14:57	MIL	MIL	0-0,0/1 15:55
Oct. 26	@TBL	MIL	MIL	MIL	0-0,0/0 20:24	MIL	MIL	0-0,2/0 10:10
Oct. 29	CHI	MIL	MIL	MIL	0-0,4/0 19:01	DNP	MIL	0-0,0/0 12:59
Oct. 31	CGY	MIL	MIL	MIL	0-0,1(-)1 17:53	MIL	MIL	2-2,3/2 13:39
Nov. 2	NYR	MIL	MIL	MIL	1-0,2(-)2 19:53	MIL	MIL	0-0,1/0 09:35
Nov. 4	@DET	MIL	MIL	MIL	0-0,1/0 17:46	MIL	MIL	0-0,1/0 12:24
Nov. 7	@COL	MIL	MIL	MIL	0-2,3/0 15:27	MIL	MIL	0-0,0(-)2 13:26
Nov. 9	@SJS	MIL	MIL	MIL	0-0,2/1 20:51	MIL	MIL	0-0,0/0 12:27
Nov. 12	@VAN	MIL	MIL	MIL	0-1,2(-)1 16:43	MIL	MIL	0-0,1/0 11:16
Nov. 16	CHI	MIL	MIL	MIL	0-0,3/0 16:53	MIL	MIL	0-0,2(-)2 09:56
Nov. 19	WPG	0-0,1/0 08:03	MIL	MIL	0-0,2(-)2 17:41	MIL	MIL	0-0,0,0/0 08:14
Nov. 21	VAN	0-0,0/0 03:58	MIL	MIL	0-1,2/1 20:45	MIL	MIL	0-0,0/0 06:22
Nov. 23	@STL	0-1,1/0 09:21	MIL	MIL	0-1,2/1 04:15	MIL	MIL	0-2,4/1 13:54
Nov. 25	STL	0-0,1/0 07:56	0-0,1/0 14:03	MIL	INJ	MIL	MIL	0-0,1/0 11:19
Nov. 27	VGK	0-0,1/0 09:29	0-0,1/0 11:45	MIL	INJ	MIL	MIL	0-0,0/0 11:32
Nov. 29	@CAR	0-0,0/1 08:31	0-0,1/0 11:25	MIL	INJ	MIL	MIL	1-0,2/1 12:11
Nov. 30	@FLA	0-0,0/0 05:30	0-0,2(-)1 12:41	MIL	INJ	MIL	MIL	0-0,1/0 11:08
Dec. 3	TBL	0-0,2/0 07:34	0-0,3/0 11:34	MIL	INJ	MIL	MIL	0-0,1/0 09:43
Dec. 7	NJD	MIL	1-0,1(-)1 13:06	MIL	1-0,2/0 07:53	INJ	MIL	0-0,2(-)1 13:37
Dec. 10	SJS	MIL	0-0,0/0 05:49	DNP	INJ	MIL	MIL	0-0,1/1 09:10
Dec. 12	@BUF	MIL	0-0,1(-)2 07:01	DNP	INJ	MIL	MIL	0-0,0(-)1 10:16
Dec. 14	DAL	MIL	MIL	0-0,2(-)1 10:14	INJ	0-0,1/1 09:39	MIL	1-0,1/0 12:32
Dec. 16	@NYR	MIL	MIL	0-0,3/0 07:54	INJ	0-0,2/0 08:40	MIL	0-1,0/2 12:51
Dec. 17	@NYI	MIL	MIL	0-1,0/2 09:07	INJ	0-0,1/1 12:27	MIL	0-0,2/0 15:16
Dec. 19	@OTT	MIL	MIL	0-0,2/0 13:24	INJ	0-0,1/2 14:14	MIL	0-0,1/1 12:37
Dec. 21	@BOS	MIL	MIL	MIL	0-0,0/1 13:34	MIL	0-0,0(-)1 08:19	DNP
Dec. 23	ARI	MIL	MIL	MIL	1-0,2/1 16:53	0-1,1/1 09:52	MIL	DNP
Dec. 27	PIT	MIL	MIL	MIL	1-0,3/1 17:00	MIL	MIL	0-0,3/0 12:33
Dec. 28	@PIT	MIL	MIL	MIL	1-0,4(-)2 16:04	0-1,4/1 12:39	MIL	0-0,0(-)1 12:51
Jan. 1	@DAL	MIL	MIL	DNP	0-0,2/0 18:57	0-0,0(-)1 07:36	MIL	0-0,0(-)2 10:29
Jan. 4	@LAK	MIL	1-0,2/1 12:27	MIL	0-0,3/1 17:50	0-0,0/1 12:17	DNP	0-1,3/0 13:20
Jan. 5	@ANA	MIL	MIL	0-1,0/1 13:30	0-0,1(-)1 14:55	0-1,1/1 12:21	0-0,1/1 08:49	1-0,2/1 11:26
Jan. 7	BOS	MIL	0-0,0(-)3 07:27	MIL	0-0,3(-)1 17:44	DNP	DNP	0-0,0(-)3 09:52
Jan. 9	@CHI	MIL	0-1,2/1 10:05	MIL	1-0,3/1 15:59	1-0,1/1 10:46	DNP	DNP
Jan. 12	@WPG	MIL	0-1,3/1 10:26	0-0,3/0 16:12	0-0,2/1 11:24	0-0,1/1 12:03	DNP	DNP
Jan. 14	@EDM	MIL	0-0,1/0 12:02	0-0,2/0 17:02	1-0,1/1 14:09	0-0,2/0 11:28	DNP	DNP
Jan. 16	ANA	MIL	MIL	0-0,0(-)1 10:11	1-0,4/1 20:12	0-0,1/1 11:11	DNP	DNP
Jan. 18	BUF	MIL	MIL	MIL	0-0,1(-)1 16:34	0-0,1/0 09:16	MIL	0-0,1/0 13:14
Jan. 27	TOR	MIL	MIL	DNP	1-0,3(-)1 16:57	0-0,1/0 13:47	MIL	0-0,0(-)3 11:23
Jan. 29	@WSH	MIL	MIL	DNP	0-0,2/1 15:43	0-0,0/0 07:45	MIL	0-0,0/0 10:41
Jan. 30	@NJD	MIL	MIL	0-0,1(-)2 08:38	0-1,2/0 16:44	DNP	MIL	0-0,0(-)2 11:49
Feb. 1	VGK	MIL	MIL	DNP	0-0,2/1 14:30	0-0,1(-)1 10:44	MIL	0-0,0(-)2 10:03
Feb. 4	@WPG	MIL	MIL	0-0,1/0 07:43	0-0,2(-)1 16:10	0-0,2/0 07:43	MIL	DNP
Feb. 6	@CGY	MIL	MIL	0-0,4/0 10:13	0-0,2/1 12:49	0-0,0/0 10:57	MIL	DNP
Feb. 8	@EDM	MIL	MIL	0-0,0/0 07:11	0-0,1(-)1 15:59	0-0,0/0 08:41	MIL	DNP
Feb. 10	@VAN	MIL	MIL	DNP	0-0,3(-)1 11:36	DNP	MIL	0-0,1/0 10:19
Feb. 13	NYI	MIL	MIL	MIL	0-0,1/0 15:58	DNP	MIL	0-1,0/1 11:45
Feb. 15	@STL	MIL	MIL	MIL	1-0,1/1 12:45	DNP	MIL	0-0,0/0 09:42
Feb. 16	STL	MIL	MIL	MIL	0-0,1/0 15:23	DNP	MIL	0-0,1/0 10:53
Feb. 18	CAR	MIL	MIL	MIL	0-0,2/0 15:59	DNP	MIL	0-0,1/0 10:11
Feb. 21	@CHI	MIL	MIL	MIL	0-0,1(-)1 17:16	0-1,1/1 10:28	MIL	0-0,0/0 07:25
Feb. 22	CBJ	MIL	MIL	MIL	0-0,1(-)1 17:39	0-1,2/1 11:24	MIL	0-0,2/0 12:13
Feb. 25	OTT	MIL	MIL	MIL	1-0(W),2/0 14:51	1-0,3/1 11:45	MIL	DNP
Feb. 27	CGY	MIL	MIL	MIL	0-0,2/0 15:10	0-2,2/0 12:47	MIL	DNP
Feb. 29	COL	MIL	MIL	MIL	1-0,4/1 14:51	0-0,0(-)1 09:48	MIL	DNP
March 2	EDM	MIL	MIL	MIL	0-0,2(-)1 15:02	0-0,1(-)2 15:07	MIL	DNP
March 3	@MIN	MIL	MIL	0-0,0(-)1 06:45	0-0,4/0 12:14	DNP	MIL	0-0,1(-)1 06:41
March 5	DAL	MIL	MIL	0-0,1/0 07:18	0-1,1/0 11:06	DNP	MIL	DNP
March 7	@DAL	MIL	MIL	0-0,0/0 08:36	0-1,1/0 12:26	DNP	MIL	DNP
March 10	@MTL	MIL	MIL	0-0,1/1 10:47	0-1,6/0 15:07	DNP	MIL	DNP

Skaters: Goals-Assists (Game Winning or Game Tying), Shots / (+/-), TOI

Goalies: Goals Allowed/Shots, Decision, Minutes Played

DNP = Did Not Play; INJ = Injured; ILL = Illness; MIL = Milwaukee (AHL); SUS = Suspended



PLAYER GAME-BY-GAME SUMMARY

DATE	OPP.	#39 INGRAM	#74 SAROS
Oct. 3	MIN	MIL	DNP
Oct. 5	DET	MIL	4/27 L 57:53
Oct. 8	SJS	MIL	DNP
Oct. 10	WSH	MIL	DNP
Oct. 12	@LAK	MIL	6/37 L 59:42
Oct. 15	@VGK	MIL	DNP
Oct. 17	@ARI	MIL	4/31 L 59:35
Oct. 19	FLA	MIL	DNP
Oct. 22	ANA	MIL	DNP
Oct. 24	MIN	MIL	DNP
Oct. 26	@TBL	MIL	2/30 W 63:15
Oct. 29	CHI	MIL	DNP
Oct. 31	CGY	MIL	DNP
Nov. 2	NYR	MIL	2/30 L 58:20
Nov. 4	@DET	MIL	DNP
Nov. 7	@COL	MIL	4/23 33:03
Nov. 9	@SJS	MIL	1/32 O 64:58
Nov. 12	@VAN	MIL	DNP
Nov. 16	CHI	MIL	3/10 28:21
Nov. 19	WPG	MIL	2/25 L 58:21
Nov. 21	VAN	MIL	0/5 19:12
Nov. 23	@STL	MIL	2/26 W 60:00
Nov. 25	STL	MIL	2/25 W 65:00
Nov. 27	VGK	MIL	4/30 O 61:52
Nov. 29	@CAR	MIL	DNP
Nov. 30	@FLA	MIL	3/28 L 60:00
Dec. 3	TBL	MIL	DNP
Dec. 7	NJD	MIL	DNP
Dec. 10	SJS	MIL	1/25 W 59:57
Dec. 12	@BUF	MIL	4/32 L 58:16
Dec. 14	DAL	MIL	DNP
Dec. 16	@NYR	MIL	2/41 W 60:00
Dec. 17	@NYI	MIL	DNP
Dec. 19	@OTT	MIL	5/24 O 62:40
Dec. 21	@BOS	MIL	DNP
Dec. 23	ARI	MIL	DNP
Dec. 27	PIT	MIL	2/19 42:22
Dec. 28	@PIT	MIL	3/8 09:04
Jan. 1	@DAL	MIL	DNP
Jan. 4	@LAK	MIL	DNP
Jan. 5	@ANA	MIL	4/47 O 65:00
Jan. 7	BOS	MIL	DNP
Jan. 9	@CHI	MIL	DNP
Jan. 12	@WPG	MIL	0/28 W 60:00
Jan. 14	@EDM	MIL	DNP
Jan. 16	ANA	MIL	4/27 L 58:36
Jan. 18	BUF	MIL	DNP
Jan. 27	TOR	MIL	DNP
Jan. 29	@WSH	MIL	4/33 W 60:00
Jan. 30	@NJD	MIL	DNP
Feb. 1	VGK	MIL	DNP
Feb. 4	@WPG	MIL	1/34 W 60:40
Feb. 6	@CGY	MIL	2/39 W 60:00
Feb. 8	@EDM	MIL	3/36 L 58:10
Feb. 10	@VAN	MIL	2/15 39:02
Feb. 13	NYI	MIL	0/31 W 60:00
Feb. 15	@STL	MIL	3/26 W 60:00
Feb. 16	STL	MIL	DNP
Feb. 18	CAR	MIL	4/30 L 60:00
Feb. 21	@CHI	MIL	DNP
Feb. 22	CBJ	MIL	3/43 W 64:58
Feb. 25	OTT	DNP	2/35 W 60:00
Feb. 27	CGY	MIL	3/39 W 60:49
Feb. 29	COL	MIL	2/30 L 59:57
March 2	EDM	MIL	0/4 10:05
March 3	@MIN	MIL	3/33 L 57:42
March 5	DAL	MIL	0/33 W 60:00
March 7	@DAL	MIL	0/37 W 60:00
March 10	@MTL	MIL	2/34 W 60:00

Skaters: Goals-Assists (Game Winning or Game Tying), Shots / (+/-), TOI Goalies: Goals Allowed/Shots, Decision, Minutes Played

DNP = Did Not Play; INJ = Injured; ILL = Illness; MIL = Milwaukee (AHL); SUS = Suspended



HIGHS & LOWS - TEAM

2019-20	GOALS	FRANCHISE RECORD
8 - 12/17 in 8-3 win at NYI	Most Goals Scored, Game	9 - three times, last: 11/18/14 in 9-2 win at TOR
9 - 11/7 in 9-4 loss at COL	Most Goals Allowed, Game	9 - 11/7/19 in 9-4 loss at COL
13 - 11/7 in 9-4 loss at COL	Most Goals by Both Teams, Game	14 - 10/5/06 in 8-6 loss vs. CHI
5 - 11/4 in 2nd of 6-1 win at DET	Most Goals Scored, Period	6 - 12/17/05 in 2nd of 7-3 win vs. CBJ
6 - 11/7 in 2nd of 9-4 loss at COL	Most Goals Allowed, Period	6 - three times, last: 11/7/19 in 2nd of 9-4 loss at COL
2 - seven times, last: 3/5 in 2-0 win at DAL	Most Power-Play Goals Scored, Game	6 - 3/4/04 in 9-4 win at PIT
5 - 11/21 in 6-3 loss vs. VAN	Most Power-Play Goals Allowed, Game	5 - four times, last: 11/21/19 in 6-3 loss vs. VAN
2 - 10/31 in 6-5 OTL vs. CGY	Most Shorthanded Goals Scored, Game	2 - seven times, last: 10/31/19 in 6-5 OTL vs. CGY
1 - eight times, last: 1/30 in 6-5 SOW at NJD	Most Shorthanded Goals Allowed, Game	2 - four times, last: 12/13/18 in 4-3 win vs. VAN

2019-20	SHOTS	FRANCHISE RECORD
51 - 10/29 in 3-0 win vs. CHI	Most Shots, Game	55 - 11/14/09 in 2-0 win vs. MTL
47 - 1/5 in 5-4 SOL at ANA	Most Shots Allowed, Game	57 - twice, last: 11/11/08 in 4-3 OTW at SJS
84 - 12/28 in 6-4 loss at PIT	Most Shots by Both Teams, Game	90 - 11/16/06 in 7-6 loss vs. MIN
22 - three times, last: 12/23 in 1st of 3-2 win vs. ARI	Most Shots, Period	27 - 3/26/16 in 1st of 5-1 win vs. CBJ
21 - 1/5 in 1st of 5-4 SOL at ANA	Most Shots Allowed, Period	27 - twice, last: 2/10/09 in 1st of 5-3 loss vs. DET
19 - 2/1 in 3-0 loss vs. VGK	Fewest Shots, Game	9 - 1/27/01 in 5-1 loss vs. COL
20 - 10/29 in 3-0 win vs. CHI	Fewest Shots Allowed, Game	12 - 3/4/03 in 2-1 loss at STL
2 - twice, last: 2/1 in 1st of 3-0 loss vs. VGK	Fewest Shots, Period	1 - four times, last: 12/8/08 in 3rd of 6-3 loss at STL
3 - four times, last: 12/19 in 3rd of 5-4 OTL at OTT	Fewest Shots Allowed, Period	0 - 2/16/08 in 3rd of 2-1 OTW vs. STL

2019-20	PENALTY MINUTES	FRANCHISE RECORD
33 - twice, last: 2/10 in 6-2 loss at VAN	Most Penalty Minutes, Game	95 - 10/25/05 in 5-3 win vs. CHI
39 - 12/10 in 3-1 win vs. SJS	Most Penalty Minutes by Opponent, Game	125 - 10/30/03 in 5-3 win vs. DET
72 - 12/10 in 3-1 win vs. SJS	Most Penalty Minutes by Both Teams, Game	210 - 10/30/03 in 5-3 win vs. DET

2019-20	WINS & LOSSES	FRANCHISE RECORD
5 - four times, last: 2/13 in 5-0 win vs. NYI	Largest Margin of Victory	8 - 2/28/09 in 8-0 in vs. DET
5 - three times, last: 3/2 in 8-3 loss vs. EDM	Largest Margin of Defeat	8 - 1/11/99 in 8-0 loss at PHI
4 - 10/22 - 10/29	Longest Winning Streak	10 - 2/19/18 - 3/8/18
6 - 11/7 - 11/21	Longest Losing Streak	8 - 4/4/13 - 4/19/13

2019-20	SHOOTOUTS	FRANCHISE RECORD
3 - 2/22 in 4-3 win vs. CBJ	Most Shootout Goals, Game	4 - twice, last: 1/31/13 in 3-2 win at LAK
8 - 2/22 in 4-3 win vs. CBJ	Most Shootout Attempts, Game	11 - 3/27/10 in 1-0 SOL vs. DET
2 - twice, last: 2/22 in 4-3 win vs. CBJ	Most Shootout Goals Against, Game	3 - four times, last: 1/31/13 in 3-2 win at LAK
8 - 2/22 in 4-3 win vs. CBJ	Most Shootout Attempts Against, Game	11 - 3/27/10 in 1-0 SOL vs. DET



HIGHS & LOWS - PLAYER

2019-20	GOALS	FRANCHISE RECORD
3 - twice, last: Craig Smith, 2/13 in 5-0 win vs. NYI	Most Goals Scored, Game	4 - Eric Nystrom, 1/24/14 in 5-4 SOL at CGY
4 - Leon Draisaitl, 3/2 in 8-3 loss vs. EDM	Most Goals by an Opponent, Game	4 - Leon Draisaitl, 3/2/20 in 8-3 loss vs. EDM
2 - six times, last: Filip Forsberg, 3/10 in 2nd of 4-2 win at MTL	Most Goals Scored, Period	3 - four times, last: Filip Forsberg, 2/21/17 in 2nd of 6-5 OTL at CGY
3 - Leon Draisaitl, 3/2 in 3rd of 8-3 loss vs. EDM	Most Goals by an Opponent, Period	3 - six times, last: Leon Draisaitl, 3/2/20 in 3rd of 8-3 loss vs. EDM

2019-20	ASSISTS	FRANCHISE RECORD
3 - five times, last: Ryan Ellis, 2/27 in 4-3 win vs. CGY	Most Assists, Game	5 - twice, last: Roman Josi, 2/27/18 in 6-5 win at WPG
4 - Connor McDavid, 3/2 in 8-3 loss vs. EDM	Most Assists by an Opponent, Game	5 - three times, last: Jack Eichel, 3/31/18 in 7-4 loss vs. BUF
2 - 24 times, last: Roman Josi, 3/10 in 2nd of 4-2 win at MTL	Most Assists, Period	3 - 14 times, last: Filip Forsberg, 2/1/19 in 3rd of 4-1 win at FLA
3 - three times, last: Darnell Nurse, 3/2 in 3rd of 8-3 loss vs. EDM	Most Assists by an Opponent, Period	4 - three times, last: Jack Eichel, 3/31/18 in 2nd of 7-4 loss vs. BUF

2019-20	POINTS	FRANCHISE RECORD
4 - Austin Watson (2g-2a), 10/31 in 6-5 OTL vs. CGY	Most Points, Game	5 - four times, last: Roman Josi (5a), 2/27/18 in 6-5 win at WPG
5 - twice, last: Draisaitl/McDavid, 3/2 in 8-3 loss vs. EDM	Most Points by an Opponent, Game	6 - Peter Forsberg (1g-5a), 1/1/03 vs. COL
3 - twice, last: Filip Forsberg (2g-1a), 3/10 in 2nd of 4-2 win at MTL	Most Points, Period	3 - 44 times, last: Filip Forsberg (2g-1a), 3/10/20 in 2nd of 4-2 win at MTL
3 - five times, last: Draisaitl/McDavid/Nurse, 3/2 in 8-3 loss vs. EDM	Most Points by an Opponent, Period	4 - four times, last: Jack Eichel (4a), 3/31/18 in 2nd of 7-4 loss vs. BUF

2019-20	SHOTS	FRANCHISE RECORD
9 - four times, last: Craig Smith, 2/21 in 2-1 OTL at CHI	Most Shots, Game	14 - Patric Hornqvist, 12/28/10 in 4-2 loss vs. DAL
7 - Matt Duchene, 12/28 in 3rd of 6-4 loss at PIT	Most Shots, Period	8 - Patric Hornqvist, 2/18/13 in 3rd of 6-5 loss at COL

2019-20	PENALTY MINUTES	FRANCHISE RECORD
15 - twice, last: Austin Watson, 12/10 vs. SJS	Most Penalty Minutes, Game	35 - Jeremy Stevenson, 10/25/05 in 5-3 win vs. CHI
19 - Evander Kane, 12/10 vs. SJS	Most Penalty Minutes by an Opponent, Game	34 - twice, last: Krzysztof Oliwa, 2/30/04 in 3-1 win at CGY

2019-20	STREAKS	FRANCHISE RECORD
5 - Roman Josi (7g), 12/16 - 12/23	Longest Goal Streak	6 - four times, last: James Neal (7g), 11/5/16 - 11/17/16
8 - Roman Josi (12a), 12/23 - 1/9	Longest Assist Streak	8 - Roman Josi (12a), 12/23/19 - 1/9/20
12 - Roman Josi (7g-13a), 12/16 - 1/9	Longest Point Streak	16 - J-P Dumont (8g-14a), 12/29/07 - 1/31/08

2019-20	GOALTENDERS	FRANCHISE RECORD
43 - Juuse Saros, 1/5 in 5-4 SOL at ANA	Most Saves, Game	54 - Dan Ellis, 11/11/08 in 4-3 win at SJS
48 - Robin Lehner, 10/29 in 3-0 win vs. CHI	Most Saves by an Opposing Goaltender, Game	53 - Carey Price, 11/14/09 in 2-0 win vs. MTL
4 - Pekka Rinne, 10/3 - 10/15	Longest Winning Streak	11 - twice, last: Pekka Rinne, 2/19/18 - 3/19/18
4 - Pekka Rinne, 11/7 - 11/21	Longest Losing Streak	8 - Chris Mason, 2/9/13 - 4/27/13



THE LAST TIME...

HOME

ROAD

Predators won in OT	2/27/20 vs. Calgary (4-3, Granlund)	2/4/20 at Winnipeg (2-1, Granlund)
Opponent won in OT	12/3/19 vs. Tampa Bay (3-2, Kucherov)	2/21/20 at Chicago (2-1, DeBrincat)
Predators won in SO	2/22/20 vs. Columbus (4-3, Grimaldi)	1/30/20 at New Jersey (6-5, Duchene)
Opponent won in SO	10/21/19 vs. Florida (3-2, Trocheck)	1/5/20 at Anaheim (5-4, Getzlaf)
Predators shut out opponent	3/5/20 vs. Dallas (2-0, Saros)	3/7/20 at Dallas (1-0, Saros)
Opponent shut out Predators	2/1/20 vs. Vegas (3-0, Fleury)	11/30/19 at Florida (Driedger, 3-0)
Predators played scoreless game through OT	3/27/10 vs. Detroit (1-0 SOL)	3/21/01 at Minnesota (0-0 T)
Predators had two straight shutouts	3/5/20 vs. Dallas (2-0, Saros) and 3/7/20 at Dallas (1-0, Saros)	
Predators were shut out in back-to-back games	11/21/15 at Minnesota (4-0, Dubnyk) and 11/23/15 at NY Rangers (3-0, Lundqvist)	
Predators had 50-or-more shots	10/29/19 vs. Chicago (51)	Never
Opponent had 50-or-more shots	2/15/11 vs. San Jose (50)	2/16/19 at Vegas (50)
Predators had 20-or-more shots in a period	12/23/19 vs. Arizona (1st period, 22)	11/23/19 at St. Louis (1st period, 22)
Opponent had 20-or-more shots in a period	11/23/16 vs. Dallas (2nd period, 22)	2/22/20 at Columbus (2nd period, 20)
Predators held an opponent shotless in a period	2/16/08 vs. St. Louis (3rd period)	Never
Predators scored three-or-more PPG	10/10/17 vs. Philadelphia (3)	10/21/16 at Detroit (3)
Opponent scored three-or-more PPG	11/21/19 vs. Vancouver (5)	12/28/19 at Pittsburgh (3)
Predators scored shorthanded	1/16/20 vs. Anaheim (Granlund)	1/29/20 at Washington (Johansen)
Opponent scored shorthanded	1/16/20 vs. Anaheim (Grant)	1/30/20 at New Jersey (Zacha)
Predators scored two shorthanded goals	10/31/19 vs. Calgary (Jarnkrok/Jarnkrok)	11/6/08 at Calgary (Fiddler/Weber)
Opponent scored two shorthanded goals	12/13/18 vs. Vancouver (Beagle/Horvat)	10/26/16 at Anaheim (Silfverberg/Cogliano)
Predators notched a hat trick	2/13/20 vs. NY Islanders (Smith)	11/7/18 at Colorado (Sissons)
Opponent notched a hat trick	3/2/20 vs. Edmonton (Draisaitl, 4g)	11/7/19 at Colorado (Donskoi)
Predators notched four-or-more points	10/31/19 vs. Calgary (Watson, 2g-2a)	2/27/18 at Winnipeg (Josi, 5a)
Opponent notched four-or-more points	3/2/20 vs. Edmonton (Draisaitl/McDavid)	12/28/19 at Pittsburgh (Rust, 2g-2a)
Predators scored an empty-net goal	12/10/19 vs. San Jose (Jarnkrok)	1/9/20 at Chicago (Rinne)
Opponent scored an empty-net goal	2/29/20 vs. Colorado (Johnson)	1/4/20 at Edmonton (Draisaitl)
Predators scored five-or-more goals	2/13/20 vs. NY Islanders (5-0 win)	1/29/20 at Washington (5-4 win)
Opponent scored five-or-more goals	3/2/20 vs. Edmonton (8-3 loss)	2/10/20 at Vancouver (6-2 loss)
Predators won by five-or-more goals	2/13/20 vs. NY Islanders (5-0 win)	12/17/19 at NY Islanders (8-3 win)
Predators lost by five-or-more goals	3/2/20 vs. Edmonton (8-3 loss)	11/7/19 at Colorado (9-4 loss)
Predators player recorded a point in his NHL debut	10/10/17 vs. Philadelphia (Girard, assist)	3/21/14 at Calgary (Jarnkrok, assist)
Predators player recorded a point in his team debut	11/11/17 vs. Pittsburgh (Turriss, goal)	3/1/19 at Winnipeg (Granlund, assist)
Predators goaltender credited with a goal	4/15/06 vs. Phoenix (Mason)	1/9/20 at Chicago (Rinne)
Predators goaltender assisted on a goal	10/19/19 vs. Florida (Rinne)	11/4/19 at Detroit (Rinne)
Predators had a penalty shot	2/22/18 vs. San Jose (Sissons, save)	3/12/13 at Dallas (Clune, goal)
Opponent had a penalty shot	12/10/19 vs. San Jose (Goodrow, save)	2/21/20 at Chicago (Saad, save)
No penalties against the Predators	2/23/17 vs. Colorado (4-2 win)	1/2/18 at Vegas (3-0 loss)
Predators scored GTG or GWG in final minute of regulation/overtime	2/27/20 vs. Calgary (Granlund, GTG)	2/27/18 at Winnipeg (Hartman, GWG)
Opponent scored GTG or GWG in final minute of regulation/overtime	2/29/20 vs. Colorado (Johnson, GWG)	10/12/19 at Los Angeles (Iafallo, GWG)
Predators scored with an extra attacker	2/29/20 vs. Colorado (Jarnkrok)	3/12/19 at Anaheim (Forsberg)
Opponent scored with an extra attacker	11/27/19 vs. Vegas (Pacioretty)	11/23/19 at St. Louis (Schwartz)
Predators overcame a two-goal deficit to win	10/10/19 vs. Washington (6-5 win)	12/19/19 at NY Islanders (8-3 win)
Predators overcame a three-goal deficit to win	2/13/18 vs. St. Louis (4-3 win)	1/31/12 at Minnesota (5-4 win)



OVERTIME

HOME			
GP	W	L	%
7	3	4	.423
OVERTIME		SHOOTOUT	
W	L	W	L
1	3	2	1

AWAY			
GP	W	L	%
8	4	4	.500
OVERTIME		SHOOTOUT	
W	L	W	L
3	2	1	2

OVERALL			
GP	W	L	%
15	7	8	.467
OVERTIME		SHOOTOUT	
W	L	W	L
4	5	3	3

OVERTIME DECISIONS

DATE	RESULT	OPPONENT	GOAL SCORER	TIME	WINNING GOALIE	LOSING GOALIE
10/26/19	W, 3-2	at Tampa Bay Lightning	Ryan Ellis	3:15	Juuse Saros	Curtis McElhinney
10/31/19	L, 6-5	Calgary Flames	Matthew Tkachuk	4:58	David Rittich	Pekka Rinne
11/27/19	L, 4-3	Vegas Golden Knights	Paul Stastny	1:52	Malcolm Subban	Juuse Saros
12/3/19	L, 3-2	Tampa Bay Lightning	Nikita Kucherov	2:35	Andrei Vasilevskiy	Pekka Rinne
12/19/19	L, 5-4	at Ottawa Senators	Anthony Duclair	2:40	Marcus Hogberg	Juuse Saros
12/21/19	W, 4-3	at Boston Bruins	Ryan Ellis	4:05	Pekka Rinne	Jaroslav Halak
2/4/20	W, 2-1	at Winnipeg Jets	Mikael Granlund	1:11	Juuse Saros	Connor Hellebuyck
2/21/20	L, 2-1	at Chicago Blackhawks	Alex DeBrincat	4:02	Corey Crawford	Pekka Rinne
2/27/20	W, 4-3	Calgary Flames	Mikael Granlund	1:20	Juuse Saros	David Rittich

TEAM RECORD vs. NASHVILLE (OT and SHOOTOUT)

TEAM	GP	W	L	%
Boston Bruins	1	1	0	1.000
Columbus Blue Jackets	1	1	0	1.000
New Jersey Devils	1	1	0	1.000
St. Louis Blues	1	1	0	1.000
Winnipeg Jets	1	1	0	1.000
Calgary Flames	2	1	1	.500
Tampa Bay Lightning	2	1	1	.500
Anaheim Ducks	1	0	1	.000
Chicago Blackhawks	1	0	1	.000
Florida Panthers	1	0	1	.000
Ottawa Senators	1	0	1	.000
San Jose Sharks	1	0	1	.000
Vegas Golden Knights	1	0	1	.000



OVERTIME

PREDATORS' OVERTIME GOALTENDING

GOALIE	GP	W	L	%
Juuse Saros	5	3	2	.600
Pekka Rinne	4	1	3	.250

OPPONENTS' OVERTIME GOALTENDING

GOALIE	OPPONENT	GP	W	L	%
Corey Crawford	Chicago Blackhawks	1	1	0	1.000
Marcus Hogberg	Ottawa Senators	1	1	0	1.000
Andrei Vasilevskiy	Tampa Bay Lightning	1	1	0	1.000
Malcolm Subban	Vegas Golden Knights	1	1	0	1.000
David Rittich	Calgary Flames	2	1	1	.500
Jaroslav Halak	Boston Bruins	1	0	1	.000
Connor Hellebuyck	Winnipeg Jets	1	0	1	.000
Curtis McElhinney	Tampa Bay Lightning	1	0	1	.000

PREDATORS' OVERTIME SCORING

PLAYER	G	A	PTS
Ryan Ellis	2	1	3
Mikael Granlund	2	0	2
Matt Duchene	0	2	2
Mattias Ekholm	0	1	1
Ryan Johansen	0	1	1
Roman Josi	0	1	1
Colton Sissons	0	1	1
Kyle Turris	0	1	1

OPPONENTS' OVERTIME SCORING

PLAYER	OPPONENT	G	A	PTS
Alex DeBrincat	Chicago Blackhawks	1	0	1
Anthony Duclair	Ottawa Senators	1	0	1
Nikita Kucherov	Tampa Bay Lightning	1	0	1
Paul Stastny	Vegas Golden Knights	1	0	1
Matthew Tkachuk	Calgary Flames	1	0	1
T.J. Brodie	Calgary Flames	0	1	1
Elias Lindholm	Calgary Flames	0	1	1
Duncan Keith	Chicago Blackhawks	0	1	1
Thomas Chabot	Ottawa Senators	0	1	1
Brady Tkachuk	Ottawa Senators	0	1	1
Mikhail Sergachev	Tampa Bay Lightning	0	1	1
Steven Stamkos	Tampa Bay Lightning	0	1	1
Nate Schmidt	Vegas Golden Knights	0	1	1





SHOOTOUTS

PREDATORS' SHOOTERS

PLAYER	G	ATT.	%	GDG
Daniel Carr	1	1	100.0%	1
Filip Forsberg	4	5	80.0%	0
Rocco Grimaldi	1	2	50.0%	1
Ryan Ellis	1	3	33.3%	0
Matt Duchene	1	4	20.0%	1
Nick Bonino	0	1	0.0%	0
Mikael Granlund	0	1	0.0%	0
Calle Jarnkrok	0	1	0.0%	0
Roman Josi	0	1	0.0%	0
Craig Smith	0	1	0.0%	0
Kyle Turris	0	4	0.0%	0
Ryan Johansen	0	5	0.0%	0
TOTALS	8	30	26.7%	3

PREDATORS' GOALTENDING

GOALIE	G	ATT.	%	W-L
Juuse Saros	6	24	.750	2-2
Pekka Rinne	2	5	.600	1-1
TOTALS	8	29	.724	3-3

OPPONENTS' GOALTENDING

GOALIE	TEAM	G	ATT.	%	W-L
Martin Jones	San Jose Sharks	0	7	1.000	1-0
Sam Montembeault	Florida Panthers	0	3	1.000	1-0
John Gibson	Anaheim Ducks	1	5	.800	1-0
Elvis Merzlikins	Columbus Blue Jackets	3	8	.625	0-1
Jake Allen	St. Louis Blues	2	4	.500	0-1
Mackenzie Blackwood	New Jersey Devils	2	3	.333	0-1
TOTALS		8	30	.733	3-3

OPPONENTS' SHOOTERS

PLAYER	TEAM	G	ATT.	%	GDG
Ryan Getzlaf	Anaheim Ducks	1	1	100.0%	1
Ondrej Kase	Anaheim Ducks	1	1	100.0%	0
Pierre-Luc Dubois	Columbus Blue Jackets	1	1	100.0%	0
Gustav Nyquist	Columbus Blue Jackets	1	1	100.0%	0
Vincent Trocheck	Florida Panthers	1	1	100.0%	1
Nikita Gusev	New Jersey Devils	1	1	100.0%	0
Timo Meier	San Jose Sharks	1	1	100.0%	1
David Perron	St. Louis Blues	1	1	100.0%	0
Maxime Comtois	Anaheim Ducks	0	1	0.0%	0
Jakob Silfverberg	Anaheim Ducks	0	1	0.0%	0
Sam Steel	Anaheim Ducks	0	1	0.0%	0
Emil Bemstrom	Columbus Blue Jackets	0	1	0.0%	0
Nathan Gerbe	Columbus Blue Jackets	0	1	0.0%	0
Boone Jenner	Columbus Blue Jackets	0	1	0.0%	0
Stefan Matteau	Columbus Blue Jackets	0	1	0.0%	0
Riley Nash	Columbus Blue Jackets	0	1	0.0%	0
Kevin Stenlund	Columbus Blue Jackets	0	1	0.0%	0
Mike Hoffman	Florida Panthers	0	1	0.0%	0
Jack Hughes	New Jersey Devils	0	1	0.0%	0
Kyle Palmieri	New Jersey Devils	0	1	0.0%	0
Brent Burns	San Jose Sharks	0	1	0.0%	0
Logan Couture	San Jose Sharks	0	1	0.0%	0
Tomas Hertl	San Jose Sharks	0	1	0.0%	0
Evander Kane	San Jose Sharks	0	1	0.0%	0
Erik Karlsson	San Jose Sharks	0	1	0.0%	0
Kevin Labanc	San Jose Sharks	0	1	0.0%	0
Ryan O'Reilly	St. Louis Blues	0	1	0.0%	0
Brayden Schenn	St. Louis Blues	0	1	0.0%	0
Robert Thomas	St. Louis Blues	0	1	0.0%	0
TOTALS		8	29	27.6%	3



SHOOTOUT RESULTS

OCTOBER 19, 2019 vs. FLORIDA

TEAM	SHOOTER	GOALIE	RESULT	SO SCORE
NSH	Matt Duchene	Sam Montembeault	S	0-0
FLA	Mike Hoffman	Pekka Rinne	S	0-0
NSH	Ryan Johansen	Sam Montembeault	S	0-0
FLA	Vincent Trocheck	Pekka Rinne	G	0-1
NSH	Kyle Turris	Sam Montembeault	S	0-1

Florida wins shootout, 1-0

NOVEMBER 9, 2019 at SAN JOSE

TEAM	SHOOTER	GOALIE	RESULT	SO SCORE
NSH	Matt Duchene	Martin Jones	S	0-0
SJS	Kevin Labanc	Juuse Saros	M	0-0
NSH	Ryan Ellis	Martin Jones	S	0-0
SJS	Logan Couture	Juuse Saros	S	0-0
NSH	Filip Forsberg	Martin Jones	S	0-0
SJS	Tomas Hertl	Juuse Saros	S	0-0
NSH	Kyle Turris	Martin Jones	S	0-0
SJS	Erik Karlsson	Juuse Saros	M	0-0
NSH	Ryan Johansen	Martin Jones	S	0-0
SJS	Evander Kane	Juuse Saros	S	0-0
NSH	Nick Bonino	Martin Jones	S	0-0
SJS	Brent Burns	Juuse Saros	S	0-0
NSH	Rocco Grimaldi	Martin Jones	S	0-0
SJS	Timo Meier	Juuse Saros	G	0-1

San Jose wins shootout, 1-0

NOVEMBER 25, 2019 vs. ST. LOUIS

TEAM	SHOOTER	GOALIE	RESULT	SO SCORE
STL	David Perron	Juuse Saros	G	0-1
NSH	Matt Duchene	Jake Allen	M	0-1
STL	Ryan O'Reilly	Juuse Saros	S	0-1
NSH	Ryan Ellis	Jake Allen	S	0-1
STL	Brayden Schenn	Juuse Saros	S	0-1
NSH	Filip Forsberg	Jake Allen	G	1-1
STL	Robert Thomas	Juuse Saros	M	1-1
NSH	Daniel Carr	Jake Allen	G	2-1

Nashville wins shootout, 2-1

JANUARY 5, 2020 at ANAHEIM

TEAM	SHOOTER	GOALIE	RESULT	SO SCORE
NSH	Filip Forsberg	John Gibson	G	1-0
ANA	Ondrej Kase	Juuse Saros	G	1-1
NSH	Kyle Turris	John Gibson	S	1-1
ANA	Maxime Comtois	Juuse Saros	S	1-1
NSH	Craig Smith	John Gibson	S	1-1
ANA	Jakob Silfverberg	Juuse Saros	S	1-1
NSH	Ryan Johansen	John Gibson	M	1-1
ANA	Sam Steel	Juuse Saros	S	1-1
NSH	Mikael Granlund	John Gibson	S	1-1
ANA	Ryan Getzlaf	Juuse Saros	G	1-2

Anaheim wins shootout, 2-1

JANUARY 30, 2020 at NEW JERSEY

TEAM	SHOOTER	GOALIE	RESULT	SO SCORE
NSH	Filip Forsberg	Mackenzie Blackwood	G	1-0
NJD	Nikita Gusev	Pekka Rinne	G	1-1
NSH	Matt Duchene	Mackenzie Blackwood	G	2-1
NJD	Jack Hughes	Pekka Rinne	S	2-1
NSH	Ryan Johansen	Mackenzie Blackwood	S	2-1
NJD	Kyle Palmieri	Pekka Rinne	S	2-1

Nashville wins shootout, 2-1

FEBRUARY 22, 2020 vs. COLUMBUS

TEAM	SHOOTER	GOALIE	RESULT	SO SCORE
CBJ	Pierre-Luc Dubois	Juuse Saros	G	0-1
NSH	Filip Forsberg	Elvis Merzlikins	G	1-1
CBJ	Stefan Matteau	Juuse Saros	S	1-1
NSH	Matt Duchene	Elvis Merzlikins	S	1-1
CBJ	Emil Bemstrom	Juuse Saros	S	1-1
NSH	Kyle Turris	Elvis Merzlikins	S	1-1
CBJ	Gustav Nyquist	Juuse Saros	G	1-2
NSH	Ryan Ellis	Elvis Merzlikins	G	2-2
CBJ	Nathan Gerbe	Juuse Saros	S	2-2
NSH	Roman Josi	Elvis Merzlikins	S	2-2
CBJ	Kevin Stenlund	Juuse Saros	S	2-2
NSH	Ryan Johansen	Elvis Merzlikins	S	2-2
CBJ	Boone Jenner	Juuse Saros	S	2-2
NSH	Calle Jarnkrok	Elvis Merzlikins	S	2-2
CBJ	Riley Nash	Juuse Saros	S	2-2
NSH	Rocco Grimaldi	Elvis Merzlikins	G	3-2

Nashville wins shootout, 3-2

Note: Bold indicates game-deciding goal



MAN-GAMES LOST

PLAYER	REASON	DATES MISSED	GAMES MISSED
Rocco Grimaldi	Lower Body	10/10 - 10/12	2
Filip Forsberg	Lower Body	10/17 - 10/29	6
Matt Duchene	Lower Body	10/26	1
Viktor Arvidsson	Lower Body	11/25 - 12/19	12
Mikael Granlund	Lower Body	12/3 - 12/7	2
Mikael Granlund	Lower Body	12/14 - 12/19	4
Mattias Ekholm	Illness	12/14	1
Dan Hamhuis	Upper Body	12/28	1
Colton Sissons	Lower Body	12/28 - 1/29	12
Matt Duchene	Illness	1/4 - 1/5	2
Dante Fabbro	Upper Body	1/4 - 1/12	5
Ryan Ellis	Concussion	1/4 - 2/18	20
Calle Jarnkrok	Illness	1/30 - 2/8	5
Nick Bonino	Illness	2/21 - 2/22	2
Pekka Rinne	Illness	2/25	1
Ryan Johansen	Illness	3/3	1
Dan Hamhuis	Lower Body	3/3 - 3/10	4
TOTAL MAN-GAMES LOST TO INJURY/ILLNESS			81
TOTAL MAN-GAMES LOST TO SUSPENSION			0
TOTAL MAN-GAMES LOST			81

PREDATORS MAN-GAMES LOST

1998-99: 391	2003-04: 248	2009-10: 152	2014-15: 173
1999-00: 318	2005-06: 272	2010-11: 348	2015-16: 237
2000-01: 155	2006-07: 196	2011-12: 142	2016-17: 237
2001-02: 218	2007-08: 239	2012-13: 130	2017-18: 132
2002-03: 256	2008-09: 233	2013-14: 149	2018-19: 261





TRANSACTIONS

TRAINING CAMP

September 17, 2019	Assigned forwards Philip Tomasino (Niagara/OHL) and Egor Afanasyev (Windsor/OHL) to their respective junior teams.
September 22, 2019	Assigned forwards Lukas Craggs, Tanner Jeannot, Zach Magwood, Mathieu Olivier, Rem Pitlick, Eeli Tolvanen, Yakov Trenin and Josh Wilkins; defensemen Frederic Allard, Jeremy Davies and Brandon Fortunato; and goaltender Connor Ingram to Milwaukee (AHL).
September 23, 2019	Released forwards Thomas Novak, Joe Pendenza, Hugo Roy and Cole Schneider; defensemen Arvin Atwal, Josh Healey, Scott Savage and Adam Smith; and goaltender Ken Appleby from their professional tryout agreements and assigned them to Milwaukee (AHL).
September 27, 2019	Assigned forwards Colin Blackwell, Laurent Dauphin and Anthony Richard; defensemen Alexandre Carrier and Matt Donovan; and goaltender Troy Grosenick to Milwaukee (AHL).
September 27, 2019	Recalled forwards Rem Pitlick, Anthony Richard, Eeli Tolvanen, Yakov Trenin and Josh Wilkins; defensemen Alexandre Carrier and Jeremy Davies; and goaltender Ken Appleby from Milwaukee (AHL).
September 28, 2019	Assigned forwards Rem Pitlick, Anthony Richard, Eeli Tolvanen, Yakov Trenin and Josh Wilkins; defensemen Alexandre Carrier and Jeremy Davies; and goaltender Ken Appleby to Milwaukee (AHL).
October 1, 2019	Assigned forward Miikka Salomaki and defenseman Steven Santini to Milwaukee (AHL).

REGULAR SEASON

October 19, 2019	Recalled forwards Miikka Salomaki and Yakov Trenin from Milwaukee (AHL). Assigned forward Daniel Carr to Milwaukee (AHL).
October 20, 2019	Signed forward Egor Afanasyev to a three-year, entry-level contract.
October 20, 2019	Reassigned forward Yakov Trenin to Milwaukee (AHL).
October 21, 2019	Signed forward Philip Tomasino to a three-year, entry-level contract.
October 26, 2019	Recalled forward Anthony Richard from Milwaukee (AHL).
October 27, 2019	Reassigned forward Anthony Richard to Milwaukee (AHL).
October 29, 2019	Signed defenseman Roman Josi to an eight-year, \$72.472 million contract.
October 30, 2019	Recalled forward Colin Blackwell from Milwaukee (AHL).
October 30, 2019	Reassigned forward Colin Blackwell from Milwaukee (AHL).
October 31, 2019	Signed forward Austin Watson to a three-year, \$4.5 million contract.
November 17, 2019	Reassigned forward Miikka Salomaki to Milwaukee (AHL).
November 18, 2019	Recalled forward Mathieu Olivier and defenseman Steven Santini from Milwaukee (AHL).
November 22, 2019	Reassigned defenseman Steven Santini to Milwaukee (AHL).
November 25, 2019	Recalled forward Daniel Carr from Milwaukee (AHL).
December 4, 2019	Placed forward Viktor Arvidsson on IR.
December 4, 2019	Reassigned forward Mathieu Olivier to Milwaukee (AHL).
December 6, 2019	Recalled forward Yakov Trenin from Milwaukee (AHL).

REGULAR SEASON

December 14, 2019	Recalled forward Colin Blackwell from Milwaukee (AHL). Reassigned forward Daniel Carr to Milwaukee (AHL).
December 20, 2019	Reassigned forward Yakov Trenin to Milwaukee (AHL).
December 21, 2019	Activated forward Viktor Arvidsson off IR.
December 23, 2019	Reassigned forward Colin Blackwell to Milwaukee (AHL).
December 27, 2019	Recalled forward Colin Blackwell and defenseman Jarred Tinordi from Milwaukee (AHL).
December 28, 2019	Recalled forward Yakov Trenin from Milwaukee (AHL).
January 3, 2020	Placed forward Colton Sissons on IR.
January 3, 2020	Recalled defenseman Alexandre Carrier from Milwaukee (AHL).
January 6, 2020	Placed defenseman Ryan Ellis on IR.
January 6, 2020	Relieved Head Coach Peter Laviolette and Associate Coach Kevin McCarthy from their coaching duties.
January 7, 2020	Named John Hynes head coach and Rob Scuderi interim assistant coach.
January 7, 2020	Acquired forward Michael McCarron from Montreal for forward Laurent Dauphin.
January 17, 2020	Reassigned forward Yakov Trenin and defensemen Alexandre Carrier and Jarred Tinordi to Milwaukee (AHL).
January 21, 2020	Assigned forward Colton Sissons to Milwaukee (AHL) on a conditioning stint.
January 26, 2020	Recalled forwards Colton Sissons and Yakov Trenin and defenseman Jarred Tinordi from Milwaukee (AHL).
January 30, 2020	Activated forward Colton Sissons off IR.
February 13, 2020	Reassigned forward Yakov Trenin to Milwaukee (AHL).
February 21, 2020	Activated defenseman Ryan Ellis off IR.
February 22, 2020	Acquired defenseman Ben Harpur from Toronto for forward Miikka Salomaki.
February 22, 2020	Signed forward Rocco Grimaldi to a two-year, \$4 million contract.
February 24, 2020	Acquired defenseman Korbinian Holzer from Anaheim for defenseman Matt Irwin and a sixth-round pick in the 2022 NHL Draft.
February 25, 2020	Recalled goaltender Connor Ingram on an emergency basis from Milwaukee (AHL).
February 27, 2020	Reassigned goaltender Connor Ingram to Milwaukee (AHL).
March 3, 2020	Recalled forward Yakov Trenin from Milwaukee (AHL).
March 18, 2020	Signed forward Cole Smith to a one-year, two-way contract for the 2020-21 season.
March 20, 2020	Signed forward Patrick Harper to a two-year, entry-level contract.
March 23, 2020	Signed goaltender Connor Ingram to a three-year contract.
March 25, 2020	Signed forward Tommy Novak to a two-year, entry-level contract.
April 15, 2020	Signed defenseman Alexandre Carrier to a three-year contract.
May 1, 2020	Signed defenseman Ben Harpur to a one-year, two-way contract.
July 15, 2020	Signed forward Sean Malone to a one-year, two-way contract.
July 28, 2020	Signed forward Anthony Richard to a one-year, two-way contract.



TRANSACTIONS

OFFSEASON

August 13, 2020	Defenseman Dan Hamhuis announced his retirement.
August 24, 2020	Loaned forward Eeli Tolvanen to the KHL's Jokerit until the start of Nashville's 2020-21 NHL training camp.
September 10, 2020	Hired Dan Hinote as an assistant coach.
September 23, 2020	Signed forward Michael McCarron to a one-year, two-way contract.
September 24, 2020	Signed forward Yakov Trenin to a two-year, \$1.45 million contract.
September 28, 2020	Loaned forward Yakov Trenin to the KHL's SKA Saint Petersburg until the start of Nashville's 2020-21 NHL training camp.
September 29, 2020	Signed goaltender Devin Cooley to a two-year, entry-level contract.
October 6, 2020	Selected goaltender Iaroslav Askarov in the 2020 NHL Draft. Acquired forward Luke Kunin and a fourth-round pick (Adam Wilsby) in the 2020 NHL Draft from Minnesota for forward Nick Bonino, a second-round pick (Marat Khushnutdinov) and a third-round pick (traded to Detroit; Detroit selected Emil Viro) in the 2020 NHL Draft.
October 7, 2020	Bought out the contracts of forward Kyle Turris and defenseman Steven Santini. Selected forward Luke Evangelista, Gunnarwolfe Fontaine and Chase McLane; defensemen Luke Prokop, Luke Reid and Adam Wilsby in the 2020 NHL Draft.
October 9, 2020	Signed free-agent defensemen Matt Benning and Mark Borowiecki. Signed free-agent forward Nick Cousins.
October 10, 2020	Acquired a fourth-round pick in the 2021 NHL Draft from Ottawa for forward Austin Watson.
October 11, 2020	Loaned forward Egor Afanasyev to the KHL's CSKA Moscow.
October 12, 2020	Signed free-agent forward Brad Richardson.
October 13, 2020	Signed free-agent defenseman Tyler Lewington and free-agent goaltender Kasimir Kaskisuo.
October 20, 2020	Signed forward Rem Pitlick to a one-year, two-way contract.
October 23, 2020	Hired Todd Richards as an assistant coach.
November 6, 2020	Loaned goaltender Connor Ingram to the HockeyAllsvenskan's Björkloven until the start of Nashville's 2020-21 NHL training camp.
November 9, 2020	Signed forward Luke Evangelista to a three-year, entry-level contract.
November 17, 2020	Loaned forward Philip Tomasino to Team Canada for the 2021 World Junior Championship.
November 18, 2020	Loaned defenseman Frederic Allard to the Austrian ICE Hockey League's Villacher SV.
December 1, 2020	Loaned forward Egor Afanasyev to Team Russia for the 2021 World Junior Championship.
December 7, 2020	Loaned forwards Lukas Craggs, Patrick Harper, Tanner Jeannot, Cole Smith and Josh Wilkins and goaltender Devin Cooley to Florida (ECHL) until the start of the 2020-21 training camps for Nashville or Milwaukee (AHL).
December 9, 2020	Signed defenseman Luke Prokop to a three-year, entry-level contract.
December 10, 2020	Loaned forward Tommy Novak to Florida (ECHL) until the start of the 2020-21 training camps for Nashville or Milwaukee (AHL).

OFFSEASON

December 21, 2020	Acquired forward Michael Carcone from Ottawa for forward Zach Magwood.
December 23, 2020	Signed forward Mikael Granlund to a one-year, \$3.75 million contract.
December 28, 2020	Signed forward Erik Haula to a one-year, \$1.75 million contract. Recalled forwards Patrick Harper, Tanner Jeannot, Tommy Novak, Cole Smith and Josh Wilkins from Florida (ECHL).



AMERICAN HOCKEY LEAGUE STANDINGS

WESTERN CONFERENCE

CENTRAL DIVISION

RANK	TEAM	GP	W	L	OTL	SOL	PTS	PCT	GF	GA
1	Milwaukee Admirals	63	41	14	5	3	90	.714	211	141
2	Iowa Wild	63	37	18	4	4	82	.651	194	171
3	Grand Rapids Griffins	63	29	27	3	4	65	.516	177	193
4	Chicago Wolves	61	27	26	5	3	62	.508	155	175
5	Rockford IceHogs	63	29	30	2	2	62	.492	156	187
6	Texas Stars	62	27	28	3	4	61	.492	171	192
7	San Antonio Rampage	61	24	25	7	5	60	.492	161	184
8	Manitoba Moose	61	27	33	1	0	55	.451	160	190

PACIFIC DIVISION

RANK	TEAM	GP	W	L	OTL	SOL	PTS	PCT	GF	GA
1	Tucson Roadrunners	58	36	19	1	2	75	.647	198	163
2	Colorado Eagles	56	34	18	3	1	72	.643	188	162
3	Stockton Heat	55	30	17	4	4	68	.618	194	170
4	San Diego Gulls	57	30	19	6	2	68	.596	185	164
5	Ontario Reign	57	29	22	5	1	64	.561	166	198
6	Bakersfield Condors	56	21	27	5	3	50	.446	162	202
7	San Jose Barracuda	55	21	27	5	2	49	.445	179	192

EASTERN CONFERENCE

ATLANTIC DIVISION

RANK	TEAM	GP	W	L	OTL	SOL	PTS	PCT	GF	GA
1	Providence Bruins	62	38	18	3	3	82	.661	197	154
2	Hershey Bears	62	37	18	3	4	81	.653	187	157
3	Charlotte Checkers	61	34	22	5	0	73	.598	202	172
4	Hartford Wolf Pack	62	31	27	6	5	73	.589	171	173
5	Springfield Thunderbirds	61	31	27	3	0	65	.533	190	186
6	Wilkes-Barre/Scranton Penguins	63	29	26	3	5	66	.524	164	193
7	Lehigh Valley Phantoms	62	24	28	3	7	58	.468	161	186
8	Bridgeport Sound Tigers	63	23	33	5	2	53	.421	152	206

NORTH DIVISION

RANK	TEAM	GP	W	L	OTL	SOL	PTS	PCT	GF	GA
1	Belleville Senators	63	38	20	4	1	81	.643	234	197
2	Rochester Americans	62	33	20	4	5	75	.605	181	173
3	Utica Comets	61	34	22	3	2	73	.598	210	186
4	Binghamton Devils	62	34	24	4	0	72	.581	189	182
5	Syracuse Crunch	62	30	23	4	5	69	.556	202	210
6	Laval Rocket	62	30	24	5	3	68	.548	183	182
7	Toronto Marlies	61	29	27	3	2	63	.516	206	212
8	Cleveland Monsters	62	24	31	5	2	55	.444	159	192

Note: The AHL canceled the remainder of its 2019-20 season on May 11, 2020; the final regular-season games of the 2019-20 AHL season were played on March 11, 2020.



AMERICAN HOCKEY LEAGUE LEADERS

AHL SCORING LEADERS

RANK	PLAYER	TEAM	GP	G	A	PTS
1	Sam Anas	Iowa Wild	63	20	50	70
2	Reid Boucher	Utica Comets	53	34	33	67
3	Gerry Mayhew	Iowa Wild	49	39	22	61
4	Josh Norris*	Belleville Senators	56	31	30	61
5	Alex Barre-Boulet	Syracuse Crunch	60	27	29	56
6	Drake Batherson	Belleville Senators	44	16	38	54
7	Alex Formenton*	Belleville Senators	61	27	26	53
8	Brayden Burke	Tucson Roadrunners	51	21	31	52
9	Chris Terry	Grand Rapids Griffins	57	21	30	51
10	Daniel Carr	Milwaukee Admirals	47	23	27	50
11	Nikolay Goldobin	Utica Comets	51	19	31	50

AHL GOAL SCORING LEADERS

RANK	PLAYER	TEAM	GP	G
1	Gerry Mayhew	Iowa Wild	49	39
2	Reid Boucher	Utica Comets	53	34
3	Josh Norris*	Belleville Senators	56	31
4	Justin Bailey	Utica Comets	53	28
5	Charles Hudon	Laval Rocket	46	27
	Kenny Agostino	Toronto Marlies	53	27
	Alex Barre-Boulet	Syracuse Crunch	60	27
	Alex Formenton*	Belleville Senators	61	27
9	Julien Gauthier	Charlotte Checkers	44	26
10	Joel L'Esperance	Texas Stars	58	25
	Jason Robertson*	Texas Stars	60	25
	Vinni Lettieri	Hartford Wolf Pack	61	25

AHL ASSIST LEADERS

RANK	PLAYER	TEAM	GP	G
1	Sam Anas	Iowa Wild	63	50
2	T.J. Tynan	Colorado Eagles	42	42
	Brennan Menell	Iowa Wild	57	42
4	Drake Batherson	Belleville Senators	44	38
	Brogan Rafferty*	Utica Comets	57	38
	Jake Bean	Charlotte Checkers	59	38
7	Michael Bunting	Tucson Roadrunners	58	37
8	Lucas Elvenes*	Chicago Wolves	59	36
9	Adam Clendening	Cleveland Monsters	55	34
10	Reid Boucher	Utica Comets	53	33
	Janne Kuokkanen	Charlotte/Binghamton	56	33

AHL PLUS/MINUS LEADERS

RANK	PLAYER	TEAM	GP	+/-
1	Josiah Didier	Providence Bruins	61	32
2	Sam Carrick	San Diego Gulls	46	27
3	Jeremy Davies*	Milwaukee Admirals	62	26
4	Cole Schneider	Milwaukee Admirals	54	25
5	Hubert Labrie	Belleville Senators	50	24
	Dysin Mayo	Tucson Roadrunners	58	24
	Frederic Allard	Milwaukee Admirals	61	24
8	Steven Lorentz	Charlotte Checkers	61	23
9	Jeremy Lauzon	Providence Bruins	45	22
10	Guillaume Brisebois	Utica Comets	48	21

AHL GOALTENDING LEADERS (ranked by GAA; minimum 1200 minutes played)

RANK	GOALIE	TEAM	GP	MINS	W	L	OTL	SO	SA	SVS	SV%	GA	GAA
1	Dan Vladar	Providence Bruins	25	1407	14	7	1	3	656	614	.936	42	1.79
2	Igor Shesterkin	Hartford Wolf Pack	25	1454	17	4	3	3	698	652	.934	46	1.90
3	Connor Ingram	Milwaukee Admirals	33	1905	21	5	5	2	913	852	.933	61	1.92
4	Kaapo Kahkonen	Iowa Wild	34	2058	25	6	3	7	972	901	.927	71	2.07
5	Vitek Vanecek	Hershey Bears	31	1832	19	10	1	2	827	758	.917	69	2.26
6	Jonas Johansson	Rochester Americans	22	1212	14	4	3	2	584	538	.921	46	2.28
7	Troy Grosenick	Milwaukee Admirals	33	1909	20	9	3	2	918	845	.920	73	2.29
8	Max Lagace	Providence Bruins	33	1872	22	7	3	5	917	843	.919	74	2.37
9	Cayden Primeau*	Laval Rocket	33	1887	17	11	3	4	834	757	.908	77	2.45
10	Phoenix Copley	Hershey Bears	31	1867	17	8	6	2	810	733	.905	77	2.47

* = rookie

Note: The AHL canceled the remainder of its 2019-20 season on May 11, 2020; the final regular-season games of the 2019-20 AHL season were played on March 11, 2020.



MILWAUKEE ADMIRALS FINAL AHL STATS

POS.	#	PLAYER	GP	G	A	PTS	+/-	PIM	PPG	SHG	S	S%
LW	29	Daniel Carr	47	23	27	50	19	20	4	1	134	17.2
LW	25	Cole Schneider	54	18	28	46	25	15	7	1	128	14.1
C	17	Tommy Novak*	60	11	31	42	20	18	2	0	84	13.1
D	55	Alexandre Carrier	55	5	32	37	15	44	2	0	85	5.9
LW	11	Eeli Tolvanen	63	21	15	36	2	18	7	0	191	11.0
RW	16	Rem Pitlick*	63	20	16	36	8	40	10	0	88	22.7
C	32	Yakov Trenin*	32	20	15	35	16	29	5	0	71	28.2
D	46	Matt Donovan	62	5	27	32	16	58	2	0	119	4.2
C	89	Frederick Gaudreau	42	11	17	28	0	6	5	1	89	12.4
D	76	Jeremy Davies*	62	4	24	28	26	46	1	0	120	3.3
LW	90	Anthony Richard	60	14	9	23	2	25	3	1	112	12.5
C	43	Colin Blackwell^	26	6	17	23	14	21	1	0	56	10.7
D	58	Frederic Allard	61	2	19	21	24	18	0	0	90	2.2
LW	18	Tanner Jeannot	57	5	15	20	6	87	0	1	68	7.4
RW	24	Mathieu Olivier	56	10	9	19	5	95	0	0	77	13.0
C	90	Laurent Dauphin^	33	7	9	16	8	26	0	2	61	11.5
LW	21	Miikka Salomaki*	41	5	10	15	16	35	0	0	82	6.1
C	53	Josh Wilkins*	56	3	12	15	-3	22	0	0	45	6.7
C	23	Michael McCarron	27	10	3	13	3	50	4	0	62	16.1
D	3	Steven Santini	54	2	10	12	11	39	0	0	65	3.1
LW	10	Lukas Craggs*	23	3	3	6	4	16	0	0	23	13.0
D	28	Jarred Tinordi^	32	0	6	6	11	55	0	0	39	0.0
D	49	Josh Healey	30	0	3	3	5	72	0	0	19	0.0
RW	82	Zach Magwood	4	1	1	2	1	2	0	0	3	33.3
D	21	Ben Harpur	7	0	1	1	0	20	0	0	14	0.0
C	22	Joe Pendenza^	9	0	1	1	0	4	0	0	6	0.0
G	1	Troy Grosenick	33	0	1	1	--	19	--	--	--	--
G	39	Connor Ingram	33	0	1	1	--	0	--	--	--	--
D	7	Scott Savage^	2	0	0	0	-1	0	0	0	2	0.0
D	5	Adam Smith**^	2	0	0	0	0	0	0	0	2	0.0
D	95	Arvin Atwal*	14	0	0	0	1	19	0	0	11	0.0

#	GOALTENDER	GP	MINS	W	L	OTL	SO	SA	SV%	GAA
39	Connor Ingram	33	1905:41	21	5	5	2	913	.933	1.91
1	Troy Grosenick	33	1909:52	20	9	3	2	918	.920	2.29
MILWAUKEE ADMIRALS TOTALS		63	3840:59	41	14	5	4	1835	.925	2.16

* = rookie

^ = inactive as of the final day of the 2019-20 AHL season on May 11, 2020

Note: The AHL canceled the remainder of its 2019-20 season on May 11, 2020; the final regular-season games of the 2019-20 AHL season were played on March 11, 2020.



ECHL STANDINGS

EASTERN CONFERENCE

SOUTH DIVISION

RANK	TEAM	GP	W	L	OTL	SOL	PTS	PCT	GF	GA
1	South Carolina Stingrays	62	44	14	3	1	92	.742	216	147
2	Florida Everblades	62	43	14	4	2	92	.742	227	156
3	Greenville Swamp Rabbits	64	29	30	4	1	63	.492	210	226
4	Atlanta Gladiators	61	29	28	2	2	62	.508	200	230
5	Orlando Solar Bears	62	27	29	5	1	60	.484	170	180
6	Jacksonville IceMen	60	24	29	6	1	55	.458	173	206
7	Norfolk Admirals	60	14	38	8	0	36	.300	149	248

NORTH DIVISION

RANK	TEAM	GP	W	L	OTL	SOL	PTS	PCT	GF	GA
1	Newfoundland Growlers	60	42	17	0	1	85	.708	240	177
2	Reading Royals	60	37	17	5	1	80	.667	218	176
3	Brampton Beast	62	34	25	3	0	71	.573	229	206
4	Maine Mariners	62	32	26	3	1	68	.548	182	186
5	Adirondack Thunder	63	22	28	8	5	57	.452	197	219
6	Worcester Railers	61	21	36	4	0	46	.377	161	230

WESTERN CONFERENCE

CENTRAL DIVISION

RANK	TEAM	GP	W	L	OTL	SOL	PTS	PCT	GF	GA
1	Cincinnati Cyclones	63	38	17	7	1	84	.667	196	161
2	Toledo Walleye	59	37	17	4	1	79	.669	225	163
3	Fort Wayne Komets	62	31	23	6	2	70	.565	218	220
4	Indy Fuel	60	30	26	2	2	64	.533	195	175
5	Kalamazoo Wings	61	23	30	7	1	54	.443	194	241
6	Wheeling Nailers	59	24	30	5	0	53	.449	163	206

MOUNTAIN DIVISION

RANK	TEAM	GP	W	L	OTL	SOL	PTS	PCT	GF	GA
1	Allen Americans	62	40	14	6	2	88	.710	247	195
2	Idaho Steelheads	61	36	18	3	4	79	.648	168	155
3	Utah Grizzlies	62	34	17	7	4	79	.637	207	164
4	Tulsa Oilers	63	29	26	7	1	66	.524	199	196
5	Rapid City Rush	60	29	25	5	1	64	.533	181	200
6	Wichita Thunder	62	24	30	8	0	56	.452	181	233
7	Kansas City Mavericks	61	24	32	4	1	53	.434	167	217

Note: The ECHL canceled the remainder of its 2019-20 season on March 15, 2020; the final regular-season games of the 2019-20 ECHL season were played on March 11, 2020.



FLORIDA EVERBLADES FINAL ECHL STATS

POS.	#	PLAYER	GP	G	A	PTS	+/-	PIM
C	41	Blake Winiacki	56	24	26	50	27	40
C	18	Zach Magwood*	51	19	28	47	22	24
RW	20	Justin Auger	59	26	20	46	26	42
C	37	Michael Huntebrinker	43	20	24	44	31	22
RW	25	John McCarron	46	12	28	40	15	81
D	47	Logan Roe	45	12	26	38	36	31
LW	40	Levko Koper	43	10	23	33	20	10
C	22	Joe Pendenza	36	13	17	30	21	12
RW	15	Cam MacLise	47	10	20	30	25	12
D	3	Ben Masella	50	2	28	30	40	59
C	19	Hugo Roy	56	14	12	26	11	8
D	7	Brandon Fortunato*	48	2	19	21	1	8
D	27	Patrick McCarron	54	3	17	20	25	44
LW	13	Michael Neville	31	5	10	15	15	28
LW	23	Lukas Craggs*	12	6	5	11	8	4
D	29	Cody Sol	28	6	4	10	5	69
D	5	Michael Downing	24	3	7	10	24	40
D	44	Arvin Atwal	23	4	4	8	13	100
C	55	Darik Angeli	6	2	5	7	6	2
LW	28	Tanner Jeannot*	3	4	1	5	3	6
LW	22	Alex Tonge	13	2	3	5	2	5
D	2	Jeremy Dehner	10	1	4	5	2	6
D	4	Nicholas Schaus	12	0	5	5	4	4
LW	17	Jack Nevins	16	2	2	4	1	45
D	6	Derek Sheppard	4	0	4	4	0	9
RW	24	Kyle Neuber	36	3	0	3	-1	137
D	55	Aaron Harstad	14	1	1	2	-1	2
C	28	Nick Ford	3	0	1	1	1	0
D	4	Theo Calvas	4	0	1	1	1	0
D	28	Guillaume Beaudoin	1	0	0	0	0	0
D	39	Jake Clifford	1	0	0	0	-1	0
C	2	Gage Torrel	2	0	0	0	1	0
D	23	Cole MacDonald	2	0	0	0	-1	0
D	4	Greg Campbell	2	0	0	0	0	2
D	44	Jacob Graves	3	0	0	0	-1	4
D	39	Matt Harrington	3	0	0	0	0	6
LW	17	Reid Jackman	6	0	0	0	-2	0

#	GOALTENDER	GP	MINS	W	L	OTL	SO	GA	SV%	GAA
35	Ken Appleby	42	2382	27	8	5	3	95	.913	2.39
33	Cam Johnson	21	1162	13	5	1	2	45	.925	2.32
30	Tom McCollum	3	182	3	0	0	1	5	.938	1.65
1	Sean Romeo	2	33	0	0	0	0	4	.750	7.28

* = Player was on an NHL contract with the Predators

Note: The ECHL canceled the remainder of its 2019-20 season on March 15, 2020; the final regular-season games of the 2019-20 ECHL season were played on March 11, 2020.



NHL & OPPONENTS





2019-20 FINAL STANDINGS

EASTERN CONFERENCE

METROPOLITAN DIVISION										
RANK	TEAM	GP	W	L	OTL	PTS	PCT	RW	GF	GA
1	y - Washington Capitals	69	41	20	8	90	.652	31	240	215
2	x - Philadelphia Flyers	69	41	21	7	89	.645	31	232	196
3	w - Pittsburgh Penguins	69	40	23	6	86	.623	29	224	196
4	w - Carolina Hurricanes	68	38	25	5	81	.596	27	222	193
5	w - New York Islanders	68	35	23	10	80	.588	24	192	193
6	w - Columbus Blue Jackets	70	33	22	15	81	.579	25	180	187
7	w - New York Rangers	70	37	28	5	79	.564	31	234	222
8	New Jersey Devils	69	28	29	12	68	.493	22	189	230

ATLANTIC DIVISION										
RANK	TEAM	GP	W	L	OTL	PTS	PCT	RW	GF	GA
1	p - Boston Bruins	70	44	14	12	100	.714	38	227	174
2	x - Tampa Bay Lightning	70	43	21	6	92	.657	35	245	195
3	w - Toronto Maple Leafs	70	36	25	9	81	.579	28	238	227
4	w - Florida Panthers	69	35	26	8	78	.565	30	231	228
5	w - Montreal Canadiens	71	31	31	9	71	.500	19	212	221
6	Buffalo Sabres	69	30	31	8	68	.493	22	195	217
7	Ottawa Senators	71	25	34	12	62	.437	18	191	243
8	Detroit Red Wings	71	17	49	5	39	.275	13	145	267

WESTERN CONFERENCE

CENTRAL DIVISION										
RANK	TEAM	GP	W	L	OTL	PTS	PCT	RW	GF	GA
1	z - St. Louis Blues	71	42	19	10	94	.662	33	225	193
2	x - Colorado Avalanche	70	42	20	8	92	.657	37	237	191
3	x - Dallas Stars	69	37	24	8	82	.594	26	180	177
4	w - Nashville Predators	69	35	26	8	78	.565	28	215	217
5	w - Winnipeg Jets	71	37	28	6	80	.563	30	216	203
6	w - Minnesota Wild	69	35	27	7	77	.558	30	220	220
7	w - Chicago Blackhawks	70	32	30	8	72	.514	23	212	218

PACIFIC DIVISION										
RANK	TEAM	GP	W	L	OTL	PTS	PCT	RW	GF	GA
1	y - Vegas Golden Knights	71	39	24	8	86	.606	30	227	211
2	w - Edmonton Oilers	71	37	25	9	83	.585	31	225	217
3	w - Vancouver Canucks	69	36	27	6	78	.565	27	228	217
4	w - Calgary Flames	70	36	27	7	79	.564	25	210	215
5	w - Arizona Coyotes	70	33	29	8	74	.529	26	195	187
6	Anaheim Ducks	71	29	33	9	67	.472	20	187	226
7	Los Angeles Kings	70	29	35	6	64	.457	21	178	212
8	San Jose Sharks	70	29	36	5	63	.450	22	182	226

GP - Games Played W - Wins L - Losses OTL - Overtime/Shootout Loss PTS - Points PCT - Point Percentage
 RW - Regulation Wins (first tiebreaker if tied in points) GF - Goals For GA - Goals Against

p - Presidents' Trophy (best regular-season record) z - Best Record in Conference y - Division Title x - Stanley Cup Round Robin Berth w - Stanley Cup Qualifying Round Berth

Note: The NHL canceled the remainder of its 2019-20 regular season on July 10, 2020; the final regular-season games of the 2019-20 NHL season were played on March 11, 2020.



2019-20 STANLEY CUP PLAYOFFS/AWARDS

Eastern Conference

2020 STANLEY CUP PLAYOFFS RESULTS

Western Conference

QUALIFYING ROUND (BEST-OF-FIVE)

No. 12 Montreal defeated No. 5 Pittsburgh, 3-1
 No. 6 Carolina defeated No. 11 NY Rangers, 3-0
 No. 7 NY Islanders defeated No. 10 Florida, 3-1
 No. 9 Columbus defeated No. 8 Toronto, 3-2

FIRST ROUND

Philadelphia defeated Montreal, 4-2
 Tampa Bay defeated Columbus, 4-1
 NY Islanders defeated Washington, 4-1
 Boston defeated Carolina, 4-1

SECOND ROUND

NY Islanders defeated Philadelphia, 4-3
 Tampa Bay defeated Boston, 4-1

EASTERN CONFERENCE FINAL

Tampa Bay defeated NY Islanders, 4-2

QUALIFYING ROUND (BEST-OF-FIVE)

No. 12 Chicago defeated No. 5 Edmonton, 3-1
No. 11 Arizona defeated No. 6 Nashville, 3-1
 No. 7 Vancouver defeated No. 10 Minnesota, 3-1
 No. 8 Calgary defeated No. 9 Winnipeg, 3-1

FIRST ROUND

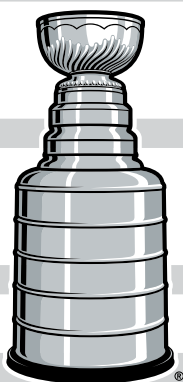
Vegas defeated Chicago, 4-1
 Colorado defeated Arizona, 4-1
 Dallas defeated Calgary, 4-2
 Vancouver defeated St. Louis, 4-2

SECOND ROUND

Vegas defeated Vancouver, 4-3
 Dallas defeated Colorado, 4-3

WESTERN CONFERENCE FINAL

Dallas defeated Vegas, 4-1



STANLEY CUP FINAL

Tampa Bay defeated Dallas, 4-2

AWARD	GIVEN TO	WINNER	TEAM
Hart Memorial Trophy	Most Valuable Player, selected by the Professional Hockey Writers' Association	Leon Draisaitl	Edmonton Oilers
Art Ross Trophy	NHL Scoring Leader	Leon Draisaitl	Edmonton Oilers
Maurice "Rocket" Richard Trophy	NHL Goal-Scoring Leader	Ovechkin/Pastrnak	Washington/Boston
Calder Memorial Trophy	Rookie of the Year, selected by the PHLA	Cale Makar	Colorado Avalanche
James Norris Memorial Trophy	Top Defenseman, selected by the PHLA	Roman Josi	Nashville Predators
Vezina Trophy	Top Goaltender, selected by NHL General Managers	Connor Hellebuyck	Winnipeg Jets
Conn Smythe Trophy	Stanley Cup Playoffs MVP, selected by the PHLA	Victor Hedman	Tampa Bay Lightning
William M. Jennings Trophy	Team goaltender(s) with the fewest goals against	Rask/Halak	Boston Bruins
Lady Byng Memorial Trophy	Most Sportsmanlike Player, selected by the PHLA	Nathan MacKinnon	Colorado Avalanche
Frank J. Selke Trophy	Top Defensive Forward, selected by the PHLA	Sean Couturier	Philadelphia Flyers
Bill Masterton Memorial Trophy	Player who best exemplifies perseverance, sportsmanship and dedication to hockey, selected by the PHLA	Bobby Ryan	Ottawa Senators
King Clancy Memorial Trophy	Player who best exemplifies leadership and humanitarian contributions	Matthew Dumba	Minnesota Wild
Ted Lindsay Award	Most Valuable Player, selected by the NHL Players' Association	Leon Draisaitl	Edmonton Oilers
Jack Adams Award	Coach of the Year, selected by the NHL Broadcasters' Association	Bruce Cassidy	Boston Bruins
Jim Gregory General Manager of the Year Award	Top General Manager	Lou Lamoriello	New York Islanders
Mark Messier Leadership Award	Superior leader in hockey and a contributing member of society	Mark Giordano	Calgary Flames
Lester Patrick Trophy	Hockey personnel who have given outstanding service to hockey in the United States	Lynn Olson	
Presidents' Trophy	Club with best regular-season record	Boston Bruins	
Prince of Wales Trophy	Eastern Conference champion	Tampa Bay Lightning	
Clarence S. Campbell Bowl	Western Conference champion	Dallas Stars	
Stanley Cup	Stanley Cup champion	Tampa Bay Lightning	



2019-20 ALL-STARS & LEADERS

2019-20 NHL ALL-STAR TEAMS

POSITION	FIRST TEAM	SECOND TEAM	ALL-ROOKIE TEAM
Goaltender	Connor Hellebuyck (Winnipeg)	Tuukka Rask (Boston)	Elvis Merzlikins (Columbus)
Defense	Roman Josi (Nashville)	Victor Hedman (Tampa Bay)	Quinn Hughes (Vancouver)
Defense	John Carlson (Washington)	Alex Pietrangelo (St. Louis)	Cale Makar (Colorado)
Center / Forward	Leon Draisaitl (Edmonton)	Nathan MacKinnon (Colorado)	Nick Suzuki (Montreal)
Left Wing / Forward	Artemi Panarin (NY Rangers)	Nikita Kucherov (Tampa Bay)	Dominik Kubalik (Chicago)
Right Wing / Forward	David Pastrnak (Boston)	Brad Marchand (Boston)	Victor Olofsson (Buffalo)

2019-20 NHL STATISTICAL LEADERS

CATEGORY	PLAYER	TEAM	TOTAL
Goals	Alexander Ovechkin/David Pastrnak	Washington Capitals/Boston Bruins	48
Assists	Leon Draisaitl	Edmonton Oilers	67
Points	Leon Draisaitl	Edmonton Oilers	110 (43g-67a)
Points by Defenseman	John Carlson	Washington Capitals	75 (15g-60a)
Points by Rookie	Quinn Hughes	Vancouver Canucks	53 (8g-45a)
Power Play Goals	David Pastrnak	Boston Bruins	20
Shorthanded Goals	Aho/Hayes/Namestnikov/Tierney	Carolina/Philadelphia/Ottawa/Ottawa	4
Game-Winning Goals	David Pastrnak/Leon Draisaitl	Boston Bruins/Edmonton Oilers	10
Overtime Goals	David Perron	St. Louis Blues	4
Shootout Game-Deciding Goals	Sean Couturier/Nick Schmaltz	Philadelphia/Arizona	3
Shots	Nathan MacKinnon	Colorado Avalanche	318
Shooting Percentage	Alex Killorn	Tampa Bay Lightning	20.0%
Plus-Minus	Ryan Graves	Colorado Avalanche	+40
Goals-Against Average	Tuukka Rask	Boston Bruins	2.12
Goaltender Wins	Andrei Vasilevskiy	Tampa Bay Lightning	35
Save Percentage	Anton Khudobin	Dallas Stars	.930
Shutouts	Connor Hellebuyck	Winnipeg Jets	6

NHL NEW YORK

1185 Avenue of the Americas, 15th Floor
 New York, NY 10036
 Office: 212-789-2000

NHL TORONTO

50 Bay Street, 11th Floor
 Toronto, Ontario M5J 2X8
 Office: 416-359-7900

NHL MONTREAL

1800 McGill College Ave., Suite 2600
 Montreal, Quebec H3A 3J6
 Office: 514-841-9220



LEAGUE DIRECTORY

Commissioner	Gary B. Bettman
Deputy Commissioner	William Daly
Senior Executive Vice President of Hockey Operations	Colin Campbell



2020-21 CRITICAL DATES

DECEMBER

- 28 Playing season waiver period begins
- 31 Training camps open for the seven non-postseason clubs from 2019-20

JANUARY

- 3 Training camps open for the 24 postseason clubs from 2019-20
- 13 Opening night of 2020-21 NHL regular season (5 games)
Tampa Bay Lightning raise Stanley Cup banner (vs. Chicago Blackhawks)
- 14 Nashville Predators open season vs. the Columbus Blue Jackets at Bridgestone Arena

FEBRUARY

- 1-28 NHL celebrates Black History Month
- 1 Commencement of period for Clubs to request that a Player waive his no-move clause for purposes of the Expansion Draft
- 11 "December 1" signing deadline for Group 2 free agents
- 15-21 Hockey Week Across America (USA Hockey)
- 21 Hockey Day in America

MARCH

- 1-31 NHL celebrates Gender Equality Month
- 26-28 NCAA Men's Division I Hockey Regionals

APRIL

- 1-30 NHL celebrates Earth Month
- 7-17 IIHF Women's World Championship (Halifax/Truro, N.S.)
- 8-10 2021 NCAA Frozen Four (PPG Paints Arena - Pittsburgh, Pa.)
- 12 Trade deadline (2 p.m. CT)
- 15-25 IIHF U-18 World Championship (Plymouth/Ann Arbor, Mich.)

MAY

- 8 Last day of 2020-21 regular season
- 11 2021 Stanley Cup Playoffs begin
- 15 Deadline to send draft free agent list to NHLPA
- 21-June 6 2021 IIHF World Championship (Minsk, Belarus & Riga, Latvia)
- TBD 2021 NHL Draft Lottery

JUNE

- 1-30 NHL celebrates Pride Month

JULY

- 9 Last possible day for Stanley Cup Final
- 13 Deadline for Clubs to request that a Player waive his no-move clause for purposes of the Expansion Draft (4 p.m. CT)
- 16 Last day to place Player on Waivers prior to Expansion Draft trade/waiver freeze (11 a.m. CT)
Deadline for Players to agree to waive their no-move clauses for purposes of the Expansion Draft (4 p.m. CT)
- 17 Deadline for Protection Lists for 2021 NHL Expansion Draft (4 p.m. CT)
2021 CHL Memorial Cup (Oshawa/Sault Ste. Marie, Ont.)
- 21 2021 NHL Expansion Draft (7 p.m. CT)
- 23 2021 NHL Draft - Round 1
- 24 2021 NHL Draft - Rounds 2-7
- 26 Deadline for Qualifying Offers, which are not open for acceptance prior to July 28
- 27 First buy-out period ends (4 p.m. CT)
- 28 Free agency begins (11 a.m. CT)

AUGUST

- 1 Deadline for player-elected salary arbitration notification (4 p.m. CT)
- 2 Deadline for club-elected salary arbitration notification (4 p.m. CT)
- 6 Qualifying offers automatically expire (4 p.m. CT)
- 11 First day of salary arbitration hearings
- 26 Last day of salary arbitration hearings
- 28 Last day for issuance of salary arbitration awards



NHL ON-ICE OFFICIALS

REFEREES

NAME	#
Reid Anderson*	49
Brandon Blandina*	39
Jake Brenk	26
Francis Charron	6
Tom Chmielewski	18
Mitch Dunning*	43
Gord Dwyer	19
Eric Furlatt	27
Beaudry Halkidis*	48
Trevor Hanson	14
Ghislain Hebert	22
Jean Hebert	15
Marc Joannette	25
Dan Kelly*	45
Steve Kozari	40
Pierre Lambert	37
Frederick L'Ecuyer	17
Chris Lee	28
TJ Luxmore	21
Peter MacDougall	38
Michael Markovic*	47
Wes McCauley	4
Brad Meier	34
Dean Morton	36
Kendrick Nicholson	30
Conor O'Donnell*	41
Dan O'Rourke	9
Tim Peel	20
Brian Pochmara	16
Kevin Pollock	33
Garrett Rank	7
Kyle Rehman	10
Chris Rooney	5
Brandon Schrader*	46
Graham Skilliter	24
Furman South*	44
Francois St-Laurent	8
Justin St. Pierre	12
Kelly Sutherland	11
Corey Syvrel*	42
Ian Walsh	29

LINESMEN

NAME	#
Shandor Alphonso	52
Derek Amell	75
Tyson Baker*	88
Steve Barton	59
Devin Berg	87
David Brisebois	96
Scott Cherrey	50
Michel Cormier	76
Ryan Daisy	81
Greg Devorski	54
Kyle Flemington*	55
Julien Fournier*	56
Ryan Galloway	82
Brandon Gawryletz	64
Travis Gawryletz	67
Ryan Gibbons	58
Trent Knorr	63
Brad Kovachik	71
Brian Mach	78
Matt MacPherson	83
Jesse Marquis*	86
Steve Miller	89
Bevan Mills	53
Kiel Murchison	79
Jonny Murray	95
Kory Nagy	97
Derek Nansen	70
Bryan Pancich	94
Pierre Racicot	65
Vaughan Rody	73
Anthony Sericolo	84
Mark Shewchuk	92
Andrew Smith	51
Libor Suchanek	60
James Tobias	61
Travis Toomey*	90

* minor league official



PREDATORS ALL-TIME RECORDS vs. NHL

EASTERN CONFERENCE

TEAM	OVERALL										HOME										ROAD									
	GP	W	L	T	OTL	GF	GA	PTS	%	GP	W	L	T	OTL	GF	GA	PTS	%	GP	W	L	T	OTL	GF	GA	PTS	%			
Atlantic Division																														
Boston	31	14	14	1	2	75	89	31	.500	16	10	6	0	0	42	39	20	.625	15	4	8	1	2	33	50	11	.367			
Buffalo	29	17	9	1	2	80	68	37	.638	15	6	7	0	2	36	39	14	.467	14	11	2	1	0	50	34	23	.821			
Detroit	99	36	49	4	10	252	312	86	.434	49	21	23	2	3	132	137	47	.480	50	15	26	2	7	120	175	39	.390			
Florida	32	14	13	3	2	79	82	33	.516	16	8	5	2	1	42	40	19	.594	16	6	8	1	1	37	42	14	.438			
Montreal	27	14	6	1	6	76	60	35	.648	13	7	1	1	4	40	27	19	.731	14	7	5	0	2	36	33	16	.571			
Ottawa	29	15	10	0	4	87	82	34	.586	14	9	4	0	1	40	30	19	.679	15	6	6	0	3	47	52	15	.500			
Tampa Bay	30	16	8	2	4	90	80	38	.633	16	9	4	0	3	47	43	21	.656	14	7	4	2	1	43	37	17	.607			
Toronto	26	13	10	1	2	76	67	29	.558	11	5	5	0	1	27	31	11	.500	15	8	5	1	1	49	36	18	.600			
Metropolitan Division																														
Carolina	31	15	12	1	3	80	82	34	.548	15	9	5	0	1	38	37	19	.633	16	6	7	1	2	42	45	15	.469			
Columbus	87	59	20	1	7	271	197	126	.724	45	35	6	1	3	153	98	74	.822	42	24	14	0	4	118	99	52	.619			
New Jersey	31	16	9	0	6	87	89	38	.613	16	6	5	0	5	42	47	17	.531	15	10	4	0	1	45	42	21	.700			
NY Islanders	29	18	8	0	3	91	75	39	.672	15	10	4	0	1	45	35	21	.700	14	8	4	0	2	46	40	18	.643			
NY Rangers	30	13	14	1	2	73	84	29	.483	14	5	7	0	2	35	42	12	.429	16	8	7	1	0	38	42	17	.531			
Philadelphia	28	12	10	3	3	65	76	30	.536	13	6	4	2	1	37	34	15	.577	15	6	6	1	2	28	42	15	.500			
Pittsburgh	31	13	13	2	3	88	91	31	.500	16	8	5	0	3	49	41	19	.594	15	5	8	2	0	39	50	12	.400			
Washington	31	17	9	1	4	102	90	39	.629	16	10	3	1	2	59	44	23	.719	15	7	6	0	2	43	46	16	.533			

WESTERN CONFERENCE

TEAM	OVERALL										HOME										ROAD									
	GP	W	L	T	OTL	GF	GA	PTS	%	GP	W	L	T	OTL	GF	GA	PTS	%	GP	W	L	T	OTL	GF	GA	PTS	%			
Central Division																														
Chicago	117	53	50	4	10	333	331	120	.513	58	30	22	3	3	179	163	66	.569	59	23	28	1	7	154	168	54	.458			
Colorado	84	44	32	5	3	253	233	96	.571	41	22	15	3	1	130	120	48	.585	43	22	17	2	2	123	113	48	.558			
Dallas	88	40	42	1	5	210	236	86	.489	45	26	16	1	2	122	101	55	.611	43	14	26	0	3	88	135	31	.360			
Minnesota	78	39	26	5	8	217	206	91	.583	39	24	9	2	4	111	82	54	.692	39	15	17	3	4	106	124	37	.474			
St. Louis	118	58	44	4	12	275	294	132	.559	59	32	17	3	7	144	136	74	.627	59	26	27	1	5	131	158	58	.492			
Winnipeg	47	26	16	1	4	135	125	57	.606	23	15	8	0	0	75	56	30	.652	24	11	8	1	4	60	69	27	.563			
Pacific Division																														
Anaheim	76	32	31	2	11	192	211	77	.507	38	22	11	2	3	109	88	49	.645	38	10	20	0	8	83	123	28	.368			
Arizona	75	38	29	2	6	212	198	84	.560	38	24	11	2	1	111	88	51	.671	37	14	18	0	5	101	110	33	.446			
Calgary	77	36	25	4	12	218	218	88	.571	40	20	12	1	7	123	110	48	.600	37	16	13	3	5	95	108	40	.541			
Edmonton	77	44	27	3	3	219	210	94	.610	39	22	14	3	0	108	114	47	.603	38	22	13	0	3	111	96	47	.618			
Los Angeles	75	37	27	3	8	204	210	85	.567	36	16	15	3	2	87	93	37	.514	39	21	12	0	6	117	117	48	.615			
San Jose	76	37	29	2	8	207	195	84	.553	38	23	12	1	2	119	93	49	.645	38	14	17	1	6	88	102	35	.461			
Vancouver	77	31	38	2	6	202	235	70	.455	39	17	15	1	6	108	109	41	.526	38	14	23	0	0	94	126	29	.382			
Vegas	9	4	3	0	2	19	23	10	.556	5	2	1	0	2	11	12	6	.600	4	2	2	0	0	8	11	4	.500			
TOTAL	1675	821	633	60	161	4568	4549	1863	.556	838	459	272	34	73	2401	2129	1025	.612	837	362	361	26	88	2173	2425	838	.501			

OVERALL

Longest unbeaten streak vs. one opponent:

14 - (14-0-0-0) 10/15/05-1/27/07 vs. St. Louis

Longest winning streak vs. one opponent:

14 - 10/15/05-1/27/07 vs. St. Louis

Longest winless streak vs. one opponent:

8 - twice: (0-6-2-0) 4/7/01-12/12/02 vs. St. Louis; (0-4-3-1) 2/19/99-10/25/00 vs. Colorado

Longest losing streak vs. one opponent:

6 - five times: 11/29/01-11/3/02 vs. Phoenix; 11/22/00-1/2/01 vs. Dallas; 12/6/07-1/0/09 vs. Vancouver; 3/31/12-4/19/13 vs. Chicago; 4/9/13-3/15/14 vs. St. Louis

Most wins in one season vs. one opponent:

8 - twice: 2005-06 vs. St. Louis (8-0-0); 2006-07 vs. Columbus (8-0-0)

Most losses in one season vs. one opponent:

5 - four times: 1998-99 vs. Detroit (1-5-0); 2006-07 vs. Detroit (2-5-1); 2012-13 vs. Chicago (0-3-2); 2013-14 vs. St. Louis (0-4-1)

HOME

Longest unbeaten streak vs. one opponent:

17 - (17-0-0) 11/18/06-4/8/11 vs. Columbus

Longest winning streak vs. one opponent:

17 - 11/18/06-4/8/11 vs. Columbus

Longest winless streak vs. one opponent:

11 - (0-8-3-0) 4/12/99-1/13/04 vs. Los Angeles

Longest losing streak vs. one opponent:

6 - twice: 10/23/08-2/1/11 vs. Calgary; 4/9/13-3/15/14 vs. St. Louis

ROAD

Longest unbeaten streak vs. one opponent:

8 - (7-0-1-0) 3/1/04-1/27/07 vs. St. Louis

Longest winning streak vs. one opponent:

7 - 10/15/05-1/27/07 vs. St. Louis

Longest winless streak vs. one opponent:

9 - twice: (0-8-1-0) 12/4/00-12/28/05 vs. Vancouver; (0-7-1-1) 4/7/01-3/1/04 vs. St. Louis

Longest losing streak vs. one opponent:

8 - 4/7/10-12/6/03 vs. St. Louis



ANAHEIM DUCKS



Owners.....Henry & Susan Samueli
 Chief Executive Officer.....Michael Schulman
 EVP/General Manager.....Bob Murray
 Head Coach.....Dallas Eakins
 Assistant Coach.....Mark Morrison
 Assistant Coach.....Marty Wilford
 Goaltending Coach.....Sudarshan Maharaj
 PR.....Alex Gilchrist, Keren Lynch



Nashville has won all three of its Stanley Cup Playoff series against Anaheim, including the 2017 Western Conference Final.

2019-20 vs. ANAHEIM

at WASHVILLE

DATE	SCORE	GAME-WINNING GOAL
1/16/20	Anaheim 4 at Nashville 2	Rickard Rakell
10/22/19	Anaheim 1 at Nashville 6	Colton Sissons

GOALS BY PERIOD

TEAM	1ST	2ND	3RD	OT	TOTAL
Nashville	4	3	5	0	12
Anaheim	3	4	2	0	9

NASHVILLE LEADERS vs. ANAHEIM

PLAYER	GP	G	A	PTS	+/-
Rocco Grimaldi	3	2	2	4	3
Roman Josi	3	1	3	4	2
Viktor Arvidsson	3	3	0	3	2
Nick Bonino	3	0	3	3	3
Craig Smith	3	2	0	2	1

GOALIE	GP	RECORD	GA	GAA	SV%
Pekka Rinne	1	1-0-0	1	1.01	.963
Juuse Saros	2	0-1-1	8	3.88	.892

at ANAHEIM

DATE	SCORE	GAME-WINNING GOAL
1/5/20	Nashville 4 at Anaheim 5 (SO)	Ryan Getzlaf

SHOTS BY PERIOD

TEAM	1ST	2ND	3RD	OT	TOTAL
Nashville	28	33	28	2	91
Anaheim	49	34	17	1	101

ANAHEIM LEADERS vs. NASHVILLE

PLAYER	GP	G	A	PTS	+/-
Ryan Getzlaf	3	1	5	6	-1
Adam Henrique	3	3	1	4	-1
Cam Fowler	3	1	3	4	1
Josh Manson	3	1	1	2	2
Rickard Rakell	2	1	1	2	-3

GOALIE	GP	RECORD	GA	GAA	SV%
John Gibson	3	2-1-0	10	3.64	.875
Ryan Miller	1	0-0-0	2	6.00	.818

ALL-TIME vs. ANAHEIM

NASHVILLE ALL-TIME RECORD vs. ANAHEIM

SITE	GP	W	L	T	OTL	GF	GA	PTS
Home	38	22	11	2	3	109	88	49
Away	38	10	20	0	8	83	123	28
OVERALL	76	32	31	2	11	192	211	77

NASHVILLE ALL-TIME LEADERS vs. ANAHEIM

PLAYER	GP	G	A	PTS	+/-
David Legwand	47	10	10	20	-2
Shea Weber	34	8	11	19	-8
Patric Hornqvist	19	7	11	18	9

GOALIE	GP	RECORD	SO	GAA	SV%
Pekka Rinne	31	18-7-6	3	2.25	.922

ANAHEIM ALL-TIME LEADERS vs. NASHVILLE

PLAYER	GP	G	A	PTS	+/-
Ryan Getzlaf	43	15	35	50	15
Teemu Selanne	39	17	26	43	7
Corey Perry	45	15	21	36	10

GOALIE	GP	RECORD	SO	GAA	SV%
Jean-Sebastien Giguere	22	15-5-2	3	1.82	.935




ARIZONA COYOTES

ARIZONA COYOTES

Majority Owner/Chairman.....Alex Meruelo
 President/CEO.....Xavier A. Gutierrez
 General Manager.....Bill Armstrong
 Head Coach.....Rick Tocchet
 Assistant Coach.....Phil Housley
 Goaltending Coach.....Corey Schwab
 PR.....Rich Nairn, Greg Dillard, Jeffrey Sanders

GILA RIVER ARENA

6751 White Out Way #200.
 Glendale, AZ 85305
 623-772-3200



The Predators will soon be divisional rivals with the Coyotes, as Arizona will move to the Central Division beginning in 2021-22.

2019-20 vs. ARIZONA

at NASHVILLE

DATE	SCORE	GAME-WINNING GOAL
12/23/19	Arizona 2 at Nashville 3	Roman Josi

GOALS BY PERIOD

TEAM	1ST	2ND	3RD	OT	TOTAL
Nashville	1	2	2	-	5
Arizona	2	2	3	-	7

NASHVILLE LEADERS vs. ARIZONA

PLAYER	GP	G	A	PTS	+/-
Roman Josi	2	1	1	2	0
Ryan Ellis	2	0	2	2	1
Viktor Arvidsson	2	1	0	1	1
Dante Fabbro	2	1	0	1	1
Filip Forsberg	1	1	0	1	-1
GOALIE	GP	RECORD	GA	GAA	SV%
Pekka Rinne	1	1-0-0	2	2.00	.929
Juuse Saros	1	0-1-0	4	4.03	.871

at ARIZONA

DATE	SCORE	GAME-WINNING GOAL
10/17/19	Nashville 2 at Arizona 5	Jakob Chytrun

SHOTS BY PERIOD

TEAM	1ST	2ND	3RD	OT	TOTAL
Nashville	25	24	17	-	66
Arizona	20	26	14	-	60

ARIZONA LEADERS vs. NASHVILLE

PLAYER	GP	G	A	PTS	+/-
Alex Goligoski	2	0	3	3	2
Clayton Keller	2	0	3	3	0
Nick Schmaltz	2	0	3	3	2
Jakob Chytrun	2	2	0	2	1
Phil Kessel	2	2	0	2	-1
GOALIE	GP	RECORD	GA	GAA	SV%
Darcy Kuemper	1	1-0-0	2	2.01	.920
Antti Raanta	1	0-1-0	3	3.13	.927

ALL-TIME vs. ARIZONA

NASHVILLE ALL-TIME RECORD vs. ANAHEIM

SITE	GP	W	L	T	OTL	GF	GA	PTS
Home	38	24	11	2	1	111	88	51
Away	37	14	18	0	5	101	110	33
OVERALL	75	38	29	2	6	212	198	84

NASHVILLE ALL-TIME LEADERS vs. ARIZONA

PLAYER	GP	G	A	PTS	+/-
Martin Erat	38	10	19	29	3
David Legwand	46	8	19	27	1
Shea Weber	38	7	16	23	8
GOALIE	GP	RECORD	SO	GAA	SV%
Pekka Rinne	32	20-9-2	6	2.05	.926

ARIZONA ALL-TIME LEADERS vs. NASHVILLE

PLAYER	GP	G	A	PTS	+/-
Shane Doan	64	18	21	39	-16
Keith Yandle	27	6	17	23	3
Jeremy Roenick	16	5	13	18	4
GOALIE	GP	RECORD	SO	GAA	SV%
Ilya Bryzgalov	15	7-5-2	1	2.49	.918



BOSTON BRUINS

BOSTON BRUINS

Owner/Governor.....Jeremy M. Jacobs
 President/Alt. Governor.....Cam Neely
 General Manager.....Don Sweeney
 Head Coach.....Bruce Cassidy
 Assistant Coach.....Joe Sacco
 Assistant Coach.....Jay Pandolfo
 Assistant Coach.....Kevin Dean
 PR.....Matt Chmura, Brandon McNeil, Heidi Holland,
 Travis Basciotta, Michael Tolvo

T D GARDEN

100 Legends Way
 Boston, MA 02114
 617-624-2327



Boston is the only team Nashville has never had a transaction with since the 1998 Expansion Draft. (Photo: Chase Mike Sullivan)

2019-20 vs. BOSTON

at NASHVILLE

DATE	SCORE	GAME-WINNING GOAL
1/7/20	Boston 6 at Nashville 2	Patrice Bergeron

GOALS BY PERIOD

TEAM	1ST	2ND	3RD	OT	TOTAL
Nashville	0	2	3	1	6
Boston	1	4	4	0	9

NASHVILLE LEADERS vs. BOSTON

PLAYER	GP	G	A	PTS	+/-
Filip Forsberg	2	2	1	3	-1
Roman Josi	2	2	1	3	-1
Ryan Johansen	2	0	3	3	2
Mattias Ekholm	2	0	2	2	1
Ryan Ellis	1	1	0	1	0

GOALIE	GP	RECORD	GA	GAA	SV%
Pekka Rinne	2	1-1-0	8	3.89	.881

at BOSTON

DATE	SCORE	GAME-WINNING GOAL
12/21/19	Nashville 4 at Boston 3 (OT)	Ryan Ellis

SHOTS BY PERIOD

TEAM	1ST	2ND	3RD	OT	TOTAL
Nashville	16	26	19	3	64
Boston	24	21	21	2	68

BOSTON LEADERS vs. NASHVILLE

PLAYER	GP	G	A	PTS	+/-
Patrice Bergeron	2	3	0	3	1
Torey Krug	2	0	3	3	-1
Charlie Coyle	2	1	1	2	1
Danton Heinen	2	1	1	2	2
David Pastrnak	2	1	1	2	1

GOALIE	GP	RECORD	GA	GAA	SV%
Tuukka Rask	1	1-0-0	2	2.00	.943
Jaroslav Halak	1	0-0-1	4	3.81	.862

ALL-TIME vs. BOSTON

NASHVILLE ALL-TIME RECORD vs. BOSTON

SITE	GP	W	L	T	OTL	GF	GA	PTS
Home	16	10	6	0	0	42	39	20
Away	15	4	8	1	2	33	50	11
OVERALL	31	14	14	1	2	75	89	31

NASHVILLE ALL-TIME LEADERS vs. BOSTON

PLAYER	GP	G	A	PTS	+/-
Shea Weber	12	4	6	10	0
Roman Josi	15	5	5	10	-4
Filip Forsberg	11	6	3	9	-3

GOALIE	GP	RECORD	SO	GAA	SV%
Pekka Rinne	12	7-4-1	2	2.53	.921

BOSTON ALL-TIME LEADERS vs. NASHVILLE

PLAYER	GP	G	A	PTS	+/-
Patrice Bergeron	19	9	10	19	8
Brad Marchand	16	6	8	14	7
Joe Thornton	11	6	7	13	6

GOALIE	GP	RECORD	SO	GAA	SV%
Tuukka Rask	10	5-1-2	0	2.26	.922



BUFFALO SABRES

BUFFALO SABRES

Owner/CEO.....Terry Pegula
 Owner/President.....Kim Pegula
 General Manager.....Kevin Adams
 Head Coach.....Ralph Krueger
 Assistant Coach.....Mike Bales
 Assistant Coach.....Don Granato
 Assistant Coach.....Steve Smith
 PR.....Ian Ott, Chris Dierken, Lindsey Brown

KeyBank 
Center

1 Seymour H. Knox III Plaza
 Buffalo, NY 14203
 716-855-4100



Nashville won eight consecutive road games over Buffalo from Dec. 1, 2008-April 2, 2019.

2019-20 vs. BUFFALO

at NASHVILLE

DATE	SCORE	GAME-WINNING GOAL
1/18/20	Buffalo 1 at Nashville 2	Craig Smith

GOALS BY PERIOD

TEAM	1ST	2ND	3RD	OT	TOTAL
Nashville	2	2	1	-	5
Buffalo	2	2	1	-	5

NASHVILLE LEADERS vs. BUFFALO

PLAYER	GP	G	A	PTS	+/-
Ryan Johansen	2	2	0	2	1
Kyle Turris	2	0	2	2	0
Matt Duchene	2	1	0	1	0
Craig Smith	2	1	0	1	0
Colton Sissons	1	1	0	1	-1

GOALIE	GP	RECORD	GA	GAA	SV%
Pekka Rinne	1	1-0-0	1	1.00	.968
Juuse Saros	1	0-1-0	4	4.12	.875

at BUFFALO

DATE	SCORE	GAME-WINNING GOAL
12/19/19	Nashville 3 at Buffalo 4	Victor Olofsson

SHOTS BY PERIOD

TEAM	1ST	2ND	3RD	OT	TOTAL
Nashville	24	26	26	-	76
Buffalo	22	26	15	-	63

BUFFALO LEADERS vs. NASHVILLE

PLAYER	GP	G	A	PTS	+/-
Sam Reinhart	2	1	2	3	3
Jack Eichel	2	2	0	2	2
Rasmus Dahlin	2	0	2	2	4
Jimmy Vesey	2	1	0	1	1
Victor Olofsson	1	1	0	1	2

GOALIE	GP	RECORD	GA	GAA	SV%
Linus Ullmark	2	1-1-0	5	2.51	.934

ALL-TIME vs. BUFFALO

NASHVILLE ALL-TIME RECORD vs. BUFFALO

SITE	GP	W	L	T	OTL	GF	GA	PTS
Home	15	6	7	0	2	36	39	14
Away	14	11	2	1	0	50	34	23
OVERALL	29	17	9	1	2	86	73	37

NASHVILLE ALL-TIME LEADERS vs. BUFFALO

PLAYER	GP	G	A	PTS	+/-
Craig Smith	15	6	4	10	5
David Legwand	12	5	5	10	2
Roman Josi	14	0	9	9	2

GOALIE	GP	RECORD	SO	GAA	SV%
Pekka Rinne	9	7-2-0	3	1.73	.945

BUFFALO ALL-TIME LEADERS vs. NASHVILLE

PLAYER	GP	G	A	PTS	+/-
Jack Eichel	10	5	6	11	2
Sam Reinhart	10	7	3	10	0
Rasmus Ristolainen	13	1	6	7	-2

GOALIE	GP	RECORD	SO	GAA	SV%
Ryan Miller	6	3-2-1	1	2.57	.909




CALGARY FLAMES

CALGARY
FLAMES

Owner/Chairman..... N. Murray Edwards
 President/CEO..... John Bean
 General Manager..... Brad Treliving
 Head Coach..... Geoff Ward
 Assistant Coach..... Ryan Huska
 Assistant Coach..... Martin Gelinas
 Assistant Coach, Video..... Jamie Pringle
 Goaltending Coach..... Jordan Sigalet
 PR..... Peter Hanlon, Sean Kelso, Megan Ewing

Scotiabank
Saddledome

P.O. Box 1540, Station M
 Calgary, AB T2P 3B9
 403-777-2177



Calle Jankirsk made his NHL debut on Calgary against the Flames on March 31, 2014.

2019-20 vs. CALGARY

at NASHVILLE

DATE	SCORE	GAME-WINNING GOAL
2/27/20	Calgary 3 at Nashville 4 (OT)	Mikael Granlund
10/31/19	Calgary 6 at Nashville 5 (OT)	Matthew Tkachuk

GOALS BY PERIOD

TEAM	1ST	2ND	3RD	OT	TOTAL
Nashville	5	3	3	1	12
Calgary	2	3	5	1	11

NASHVILLE LEADERS vs. CALGARY

PLAYER	GP	G	A	PTS	+/-
Mikael Granlund	3	3	1	4	2
Austin Watson	1	2	2	4	2
Ryan Ellis	2	0	4	4	-1
Roman Josi	3	1	2	3	-3
Colton Sissons	3	1	2	3	0
GOALIE	GP	RECORD	GA	GAA	SV%
Juuse Saros	2	2-0-0	5	2.48	.936
Pekka Rinne	1	0-0-1	6	5.54	.778

at CALGARY

DATE	SCORE	GAME-WINNING GOAL
2/6/20	Nashville 3 at Calgary 2	Mikael Granlund

SHOTS BY PERIOD

TEAM	1ST	2ND	3RD	OT	TOTAL
Nashville	35	40	30	4	109
Calgary	31	35	35	4	105

CALGARY LEADERS vs. NASHVILLE

PLAYER	GP	G	A	PTS	+/-
Matthew Tkachuk	3	2	3	5	2
Rasmus Andersson	3	3	1	4	6
Mikael Backlund	3	1	3	4	2
Elias Lindholm	2	1	2	3	-2
Sean Monahan	3	0	3	3	-3
GOALIE	GP	RECORD	GA	GAA	SV%
David Rittich	2	1-0-1	9	4.30	.878
Cam Talbot	1	0-1-0	3	3.09	.914

ALL-TIME vs. CALGARY

NASHVILLE ALL-TIME RECORD vs. CALGARY

SITE	GP	W	L	T	OTL	GF	GA	PTS
Home	40	20	12	1	7	123	110	48
Away	37	16	13	3	5	95	108	40
OVERALL	77	36	25	4	12	218	218	88

NASHVILLE ALL-TIME LEADERS vs. CALGARY

PLAYER	GP	G	A	PTS	+/-
David Legwand	47	11	19	30	1
Martin Erat	35	9	19	28	-5
Roman Josi	26	3	17	20	-10
GOALIE	GP	RECORD	SO	GAA	SV%
Tomas Vokoun	19	11-3-3	1	2.03	.927

CALGARY ALL-TIME LEADERS vs. NASHVILLE

PLAYER	GP	G	A	PTS	+/-
Jarome Iginla	50	30	25	55	1
Mark Giordano	38	7	16	23	16
Johnny Gaudreau	18	3	20	23	7
GOALIE	GP	RECORD	SO	GAA	SV%
Miikka Kiprusoff	31	15-14-(1)-1	1	2.57	.909



CAROLINA HURRICANES

CAROLINA HURRICANES

Owner/Governor.....Tom Dundon
 Owner/Alternate Governor.....Peter Karmanos Jr.
 President/General Manager.....Don Waddell
 Head Coach.....Rod Brind'Amour
 Assistant Coach.....Jeff Daniels
 Assistant Coach.....Dean Chynoweth
 Goaltending Coach.....Jason Muzzatti
 PR.....Mike Sundheim, Pace Sagester, Mike Brown



1400 Edwards Mill Road
 Raleigh, N.C. 27607
 919-467-7825



The Predators called off an eight-game point streak against the Hurricanes from 2009-12, going 6-2-2.

2019-20 vs. CAROLINA

at NASHVILLE

DATE	SCORE	GAME-WINNING GOAL
2/8/20	Carolina 4 at Nashville 1	Andrei Svechnikov

GOALS BY PERIOD

TEAM	1ST	2ND	3RD	OT	TOTAL
Nashville	2	2	0	-	4
Carolina	1	2	1	-	4

NASHVILLE LEADERS vs. CAROLINA

PLAYER	GP	G	A	PTS	+/-
Rocco Grimaldi	2	1	0	1	0
Calle Jarnkrok	2	1	0	1	1
Ryan Johansen	2	1	0	1	1
Austin Watson	2	1	0	1	1
Filip Forsberg	2	0	1	1	0
GOALIE	GP	RECORD	GA	GAA	SV%
Pekka Rinne	1	1-0-0	0	0.00	1.000
Juuse Saros	1	0-1-0	4	4.00	.867

at CAROLINA

DATE	SCORE	GAME-WINNING GOAL
11/29/19	Nashville 3 at Carolina 0	Rocco Grimaldi

SHOTS BY PERIOD

TEAM	1ST	2ND	3RD	OT	TOTAL
Nashville	25	12	20	-	57
Carolina	23	22	16	-	61

CAROLINA LEADERS vs. NASHVILLE

PLAYER	GP	G	A	PTS	+/-
Justin Williams	1	0	2	2	0
Sebastian Aho	2	1	0	1	0
Nino Niederreiter	2	1	0	1	1
Jordan Staal	2	1	0	1	0
Andrei Svechnikov	2	1	0	1	0
GOALIE	GP	RECORD	GA	GAA	SV%
Petr Mrazek	2	1-1-0	4	2.00	.930

ALL-TIME vs. CAROLINA

NASHVILLE ALL-TIME RECORD vs. CAROLINA

SITE	GP	W	L	T	OTL	GF	GA	PTS
Home	15	9	5	0	1	38	37	19
Away	16	6	7	1	2	42	45	15
OVERALL	31	15	12	1	3	80	82	34

NASHVILLE ALL-TIME LEADERS vs. CAROLINA

PLAYER	GP	G	A	PTS	+/-
Martin Erat	10	2	7	9	8
Ryan Ellis	12	2	7	9	0
Shea Weber	13	4	4	8	4
GOALIE	GP	RECORD	SO	GAA	SV%
Pekka Rinne	11	7-3-1	1	2.25	.917

CALGARY ALL-TIME LEADERS vs. NASHVILLE

PLAYER	GP	G	A	PTS	+/-
Jeff Skinner	13	8	8	16	6
Eric Staal	13	3	6	9	-4
Justin Faulk	14	2	6	8	-5
GOALIE	GP	RECORD	SO	GAA	SV%
Cam Ward	11	4-6-1	0	2.44	.919



CHICAGO BLACKHAWKS

CHICAGO BLACKHAWKS®

Chairman.....W. Rockwell "Rocky" Wirtz
 CEO.....Danny Wirtz
 President of Hockey Ops/GM.....Stan Bowman
 Head Coach.....Jeremy Colliton
 Assistant Coach.....Sheldon Brookbank
 Assistant Coach.....Tomas Mitell
 Assistant Coach.....Marc Crawford
 PR.....Adam Rogovin, John Steinmiller,
 Mike Horan, Lyndsey Stroope, Will Chukerman



1901 W. Madison St.
 Chicago, IL 60612
 312-455-7000



Predators goaltender Pekka Rinne scored his first career NHL goal on Jan. 9, 2020 at the United Center against the Blackhawks.

2019-20 vs. CHICAGO

at NASHVILLE

DATE	SCORE	GAME-WINNING GOAL
11/16/19	Chicago 7 at Nashville 2	Brent Seabrook
10/29/19	Chicago 0 at Nashville 3	Nick Bonino

GOALS BY PERIOD

TEAM	1ST	2ND	3RD	OT	TOTAL
Nashville	4	2	5	0	11
Chicago	2	3	5	1	11

NASHVILLE LEADERS vs. CHICAGO

PLAYER	GP	G	A	PTS	+/-
Nick Bonino	3	4	0	4	3
Rocco Grimaldi	4	0	4	4	2
Roman Josi	4	2	1	3	3
Matt Duchene	4	1	1	2	0
Mattias Ekholm	4	1	1	2	1
GOALIE	GP	RECORD	GA	GAA	SV%
Pekka Rinne	4	2-1-1	8	2.23	.922
Juuse Saros	1	0-0-0	3	6.35	.700

at CHICAGO

DATE	SCORE	GAME-WINNING GOAL
2/21/20	Nashville 1 at Chicago 2 (OT)	Alex DeBrincat
1/9/20	Nashville 5 at Chicago 2	Matt Duchene

SHOTS BY PERIOD

TEAM	1ST	2ND	3RD	OT	TOTAL
Nashville	53	68	41	3	165
Chicago	37	32	43	1	113

CHICAGO LEADERS vs. NASHVILLE

PLAYER	GP	G	A	PTS	+/-
Alex DeBrincat	4	3	1	4	-1
Patrick Kane	4	1	3	4	-2
Jonathan Toews	4	0	4	4	0
Duncan Keith	4	1	3	3	-2
Dominik Kubalik	4	2	0	2	0
GOALIE	GP	RECORD	GA	GAA	SV%
Robin Lehner	2	1-1-0	5	2.51	.946
Corey Crawford	2	1-1-0	4	1.96	.944

ALL-TIME vs. CHICAGO

NASHVILLE ALL-TIME RECORD vs. CHICAGO

SITE	GP	W	L	T	OTL	GF	GA	PTS
Home	58	30	22	3	3	179	163	66
Away	59	23	28	1	7	154	168	54
OVERALL	117	53	50	4	10	333	331	120

NASHVILLE ALL-TIME LEADERS vs. CHICAGO

PLAYER	GP	G	A	PTS	+/-
David Legwand	70	21	40	61	4
Martin Erat	53	14	22	36	1
Kimmo Timonen	44	8	22	30	7
GOALIE	GP	RECORD	SO	GAA	SV%
Pekka Rinne	49	24-18-6	3	2.41	.921

CHICAGO ALL-TIME LEADERS vs. NASHVILLE

PLAYER	GP	G	A	PTS	+/-
Patrick Kane	65	24	37	61	8
Duncan Keith	81	6	39	45	23
Jonathan Toews	61	17	27	44	17
GOALIE	GP	RECORD	SO	GAA	SV%
Corey Crawford	29	17-11-1	2	2.40	.919



COLORADO AVALANCHE



Owner/Chairman..... E. Stanley Kroenke
 President/Governor..... Josh Kroenke
 EVP/General Manager..... Joe Sakic
 Head Coach..... Jared Bednar
 Assistant Coach..... Ray Bennett
 Assistant Coach..... Nolan Pratt
 Goaltending Coach..... Jussi Parkkila
 PR..... Jean Martineau, Brendan McNicholas
 Danielle Bernstein

*Ball
Arena*

1000 Chopper Circle
 Denver, CO 80204
 303-405-1100



Nashville averaged 4.2 goals-per-game during its 11-game winning streak over Colorado from April 5, 2016-Nov. 7, 2019.

2019-20 vs. COLORADO

at NASHVILLE

DATE	SCORE	GAME-WINNING GOAL
2/29/20	Colorado 3 at Nashville 2	Erik Johnson

GOALS BY PERIOD

TEAM	1ST	2ND	3RD	OT	TOTAL
Nashville	1	2	3	-	6
Colorado	2	8	2	-	12

NASHVILLE LEADERS vs. COLORADO

PLAYER	GP	G	A	PTS	+/-
Viktor Arvidsson	2	1	2	3	1
Ryan Ellis	2	1	2	3	0
Roman Josi	2	0	3	3	-1
Ryan Johansen	2	0	2	2	-1
Filip Forsberg	2	1	0	1	-1
GOALIE	GP	RECORD	GA	GAA	SV%
Juuse Saros	2	0-1-0	6	3.87	.887
Pekka Rinne	1	0-1-0	5	11.13	.773

at COLORADO

DATE	SCORE	GAME-WINNING GOAL
11/7/19	Nashville 4 at Colorado 9	Andre Burakovsky

SHOTS BY PERIOD

TEAM	1ST	2ND	3RD	OT	TOTAL
Nashville	15	19	22	-	56
Colorado	26	28	22	-	76

COLORADO LEADERS vs. NASHVILLE

PLAYER	GP	G	A	PTS	+/-
Erik Johnson	2	1	3	4	4
Nathan MacKinnon	2	1	3	4	3
Cale Makar	2	1	3	4	1
Joonas Donskoi	2	3	0	3	3
Ryan Graves	2	1	2	3	2
GOALIE	GP	RECORD	GA	GAA	SV%
Pavel Francouz	2	2-0-0	6	3.01	.893

ALL-TIME vs. COLORADO

NASHVILLE ALL-TIME RECORD vs. COLORADO

SITE	GP	W	L	T	OTL	GF	GA	PTS
Home	41	22	15	3	1	130	120	48
Away	43	22	17	2	2	123	113	48
OVERALL	84	44	32	5	3	253	233	96

NASHVILLE ALL-TIME LEADERS vs. COLORADO

PLAYER	GP	G	A	PTS	+/-
Roman Josi	34	11	21	32	20
David Legwand	48	12	20	32	20
Filip Forsberg	26	14	13	27	22
GOALIE	GP	RECORD	SO	GAA	SV%
Pekka Rinne	40	25-10-2	1	2.41	.911

COLORADO ALL-TIME LEADERS vs. NASHVILLE

PLAYER	GP	G	A	PTS	+/-
Milan Hejduk	48	12	23	35	-8
Joe Sakic	32	10	21	31	12
Matt Duchene	31	11	17	28	-14
GOALIE	GP	RECORD	SO	GAA	SV%
Semyon Varlamov	26	11-13-2	2	3.28	.897



COLUMBUS BLUE JACKETS

COLUMBUS BLUE JACKETS®

Majority Owner/Governor.....John P. McConnell
 President/Alt. Governor.....Mike Priest
 General Manager.....Jarmo Kekalainen
 Head Coach.....John Tortorella
 Assistant Coach.....Brad Larsen
 Assistant Coach.....Kenny McCudden
 Assistant Coach.....Brad Shaw
 Goaltending Coach.....Manny Legace
 PR.....Todd Sharrock, Oleg Debraski



200 W. Nationwide Blvd.
 Columbus, OH 43215
 614-246-4625



Nashville posted a 17-game home winning streak against Columbus that spanned five seasons from 2006-07.

2019-20 vs. COLUMBUS

at NASHVILLE

DATE	SCORE	GAME-WINNING GOAL
2/22/20	Columbus 3 at Nashville 4 (SO)	Rocco Grimaldi

GOALS BY PERIOD

TEAM	1ST	2ND	3RD	OT	TOTAL
Nashville	2	1	0	0	3
Columbus	0	3	0	0	3

NASHVILLE LEADERS vs. COLUMBUS

PLAYER	GP	G	A	PTS	+/-
Filip Forsberg	1	0	2	2	1
Mikael Granlund	1	1	0	1	2
Ryan Johansen	1	1	0	1	0
Colton Sissons	1	1	0	1	1
Ryan Ellis	1	0	1	1	2
GOALIE	GP	RECORD	GA	GAA	SV%
Juse Saros	1	1-0-0	3	2.77	.930

at COLUMBUS

DATE	SCORE	GAME-WINNING GOAL
NO GAMES		

SHOTS BY PERIOD

TEAM	1ST	2ND	3RD	OT	TOTAL
Nashville	17	11	7	1	36
Columbus	9	20	11	3	43

COLUMBUS LEADERS vs. NASHVILLE

PLAYER	GP	G	A	PTS	+/-
Emil Bemstrom	1	1	0	1	0
Boone Jenner	1	1	0	1	0
Eric Robinson	1	1	0	1	1
Vladislav Gavrikov	1	0	1	1	0
Nathan Gerbe	1	0	1	1	0
GOALIE	GP	RECORD	GA	GAA	SV%
Elvis Merzlikins	1	0-0-1	3	2.77	.917

ALL-TIME vs. COLUMBUS

NASHVILLE ALL-TIME RECORD vs. COLUMBUS

SITE	GP	W	L	T	OTL	GF	GA	PTS
Home	45	35	6	1	3	153	98	74
Away	42	24	14	0	4	118	99	52
OVERALL	87	59	20	1	7	271	197	126

NASHVILLE ALL-TIME LEADERS vs. COLUMBUS

PLAYER	GP	G	A	PTS	+/-
Martin Erat	57	16	37	53	19
David Legwand	62	21	27	48	29
Shea Weber	47	11	27	38	23
GOALIE	GP	RECORD	SO	GAA	SV%
Pekka Rinne	33	21-8-3	2	2.33	.920

COLUMBUS ALL-TIME LEADERS vs. NASHVILLE

PLAYER	GP	G	A	PTS	+/-
Rick Nash	51	20	16	36	0
R.J. Umberger	30	7	11	18	4
David Vyborny	43	9	8	17	-6
GOALIE	GP	RECORD	SO	GAA	SV%
Sergei Bobrovsky	12	7-5-0	2	2.64	.918




DALLAS STARS

DALLAS STARS™

Owner/Governor.....Tom Gaglardi
 President/CEO.....Brad Alberts
 General Manager.....Jim Nill
 Head Coach.....Rick Bowness
 Assistant Coach.....John Stevens
 Assistant Coach.....Todd Nelson
 Assistant Coach.....Derek Laxdal
 PR.....Tom Holy, Ben Fromstein
 Joe Calvillo, Crista Melia



American Airlines
 CENTER
 Comerica Center
 2601 Avenue of the Arts
 Frisco, TX 75034
 214-387-5700



The Predators and Stars played in front of 85,630 fans at the Cotton Bowl in Dallas for the 2020 Bridgestone NHL Winter Classic.

2019-20 vs. DALLAS

at NASHVILLE

DATE	SCORE	GAME-WINNING GOAL
3/5/20	Dallas 0 at Nashville 2	Filip Forsberg
12/14/19	Dallas 4 at Nashville 1	Roope Hintz

GOALS BY PERIOD

TEAM	1ST	2ND	3RD	OT	TOTAL
Nashville	3	3	0	-	6
Dallas	0	5	3	-	8

NASHVILLE LEADERS vs. DALLAS

PLAYER	GP	G	A	PTS	+/-
Matt Duchene	4	2	2	4	-3
Roman Josi	4	0	3	3	-3
Filip Forsberg	4	1	1	2	-1
Viktor Arvidsson	3	0	2	2	0
Dante Fabbro	4	1	0	1	0

GOALIE	GP	RECORD	GA	GAA	SV%
Juuse Saros	2	2-0-0	0	0.00	1.000
Pekka Rinne	2	0-2-0	8	4.14	.860

at DALLAS

DATE	SCORE	GAME-WINNING GOAL
3/7/20	Nashville 1 at Dallas 0	Ryan Ellis
1/7/20	Nashville 2 at Dallas 4	Alexander Radulov

SHOTS BY PERIOD

TEAM	1ST	2ND	3RD	OT	TOTAL
Nashville	36	50	40	-	126
Dallas	39	50	38	-	127

DALLAS LEADERS vs. NASHVILLE

PLAYER	GP	G	A	PTS	+/-
Alexander Radulov	3	1	2	3	2
Blake Comeau	4	2	0	2	2
Roope Hintz	4	1	1	2	2
Mattias Janmark	3	1	1	2	1
Jason Dickinson	4	0	2	2	1

GOALIE	GP	RECORD	GA	GAA	SV%
Anton Khudobin	2	1-1-0	3	1.54	.957
Ben Bishop	2	1-1-0	3	1.53	.946

ALL-TIME vs. DALLAS

NASHVILLE ALL-TIME RECORD vs. DALLAS

SITE	GP	W	L	T	OTL	GF	GA	PTS
Home	45	26	16	1	2	122	101	55
Away	43	14	26	0	3	88	135	31
OVERALL	88	40	42	1	5	210	236	86

NASHVILLE ALL-TIME LEADERS vs. DALLAS

PLAYER	GP	G	A	PTS	+/-
Roman Josi	36	10	18	28	-2
David Legwand	47	10	17	27	-3
Shea Weber	39	10	12	22	-6

GOALIE	GP	RECORD	SO	GAA	SV%
Pekka Rinne	33	16-13-2	4	2.77	.902

DALLAS ALL-TIME LEADERS vs. NASHVILLE

PLAYER	GP	G	A	PTS	+/-
Jamie Benn	46	13	22	35	-9
Mike Modano	40	20	13	33	9
Brenden Morrow	43	12	16	28	2

GOALIE	GP	RECORD	SO	GAA	SV%
Marty Turco	21	12-6-(1)-1	2	1.90	.926



DETROIT RED WINGS

Detroit Red Wings

Owner/Secretary-Treasurer.....Marian Hlitch
 President/CEO.....Christopher Hlitch
 EVP/General Manager.....Steve Yzerman
 Head Coach.....Jeff Blashill
 Assistant Coach.....Dan Bylsma
 Assistant Coach.....Doug Houda
 Goaltending Coach.....Jeff Salajko
 PR.....Todd Beam, Kyle Kujawa, Alex Difilippo


Little Caesars
 arena
 2645 Woodward Ave.
 Detroit, MI 48201
 313-471-7599



The Predators played their first-ever Stanley Cup Playoff series against the Red Wings in 2004, falling 4-2.

2019-20 vs. DETROIT

at NASHVILLE

DATE	SCORE	GAME-WINNING GOAL
10/5/19	Detroit 5 at Nashville 3	Luke Glendening

GOALS BY PERIOD

TEAM	1ST	2ND	3RD	OT	TOTAL
Nashville	0	7	2	-	9
Detroit	3	0	3	-	6

NASHVILLE LEADERS vs. DETROIT

PLAYER	GP	G	A	PTS	+/-
Matt Duchene	2	2	2	4	1
Filip Forsberg	2	2	1	3	-2
Mattias Ekholm	2	1	2	3	2
Kyle Turris	2	1	1	2	1
Ryan Johansen	2	0	2	2	-1

GOALIE	GP	RECORD	GA	GAA	SV%
Pekka Rinne	1	1-0-0	1	1.01	.958
Juuse Saros	1	0-1-0	4	4.15	.852

at DETROIT

DATE	SCORE	GAME-WINNING GOAL
11/4/19	Nashville 6 at Detroit 1	Kyle Turris

SHOTS BY PERIOD

TEAM	1ST	2ND	3RD	OT	TOTAL
Nashville	17	30	21	-	68
Detroit	14	20	18	-	52

DETROIT LEADERS vs. NASHVILLE

PLAYER	GP	G	A	PTS	+/-
Tyler Bertuzzi	2	2	2	4	3
Anthony Mantha	2	1	2	3	2
Dylan Larkin	2	1	1	2	3
Luke Glendening	1	1	1	2	1
Valtteri Filppula	2	0	2	2	-1

GOALIE	GP	RECORD	GA	GAA	SV%
Jimmy Howard	2	1-1-0	7	4.81	.877
Jonathan Bernier	1	0-0-0	2	3.70	.818

ALL-TIME vs. DETROIT

NASHVILLE ALL-TIME RECORD vs. DETROIT

SITE	GP	W	L	T	OTL	GF	GA	PTS
Home	49	21	23	2	3	132	137	47
Away	50	15	26	2	7	120	175	39
OVERALL	99	36	49	4	10	252	312	86

NASHVILLE ALL-TIME LEADERS vs. DETROIT

PLAYER	GP	G	A	PTS	+/-
David Legwand	69	15	26	41	-3
Martin Erat	57	15	18	33	-5
Shea Weber	51	14	14	28	7

GOALIE	GP	RECORD	SO	GAA	SV%
Pekka Rinne	30	13-12-5	3	2.59	.920

DETROIT ALL-TIME LEADERS vs. NASHVILLE

PLAYER	GP	G	A	PTS	+/-
Pavel Datsyuk	67	21	53	74	25
Nicklas Lidstrom	79	17	42	59	22
Henrik Zetterberg	65	18	35	53	17

GOALIE	GP	RECORD	SO	GAA	SV%
Chris Osgood	26	15-7-(1)-2	0	2.62	.897



EDMONTON OILERS

EDMONTON OILERS

Owner/Governor.....Daryl A. Katz
 Chairman.....Bob Nicholson
 President of Hockey Ops/GM.....Ken Holland
 Head Coach.....Dave Tippett
 Associate Coach.....Jim Playfair
 Assistant Coach.....Glen Gulutzan
 Assistant Coach.....Brian Wiseman
 PR.....Tim Shipton, Shawn May, Kaite Doyle

ROGERS PLACE

102 St. NW
 Edmonton, AB T5J 4Y8
 780-414-4000



Nashville won 13 straight games against Edmonton from Oct. 29, 2014-Oct. 28, 2018.

2019-20 vs. EDMONTON

at WASHVILLE

DATE	SCORE	GAME-WINNING GOAL
3/2/20	Edmonton 8 at Nashville 3	Connor McDavid

GOALS BY PERIOD

TEAM	1ST	2ND	3RD	OT	TOTAL
Nashville	3	4	0	-	7
Edmonton	4	3	8	-	15

NASHVILLE LEADERS vs. EDMONTON

PLAYER	GP	G	A	PTS	+/-
Nick Bonino	3	2	1	3	-1
Roman Josi	3	1	1	2	2
Craig Smith	3	1	1	2	0
Matt Duchene	3	0	2	2	1
Filip Forsberg	3	1	0	1	-2

GOALIE	GP	RECORD	GA	GAA	SV%
Juse Saros	2	0-1-0	3	2.64	.925
Pekka Rinne	2	0-2-0	11	6.02	.823

at EDMONTON

DATE	SCORE	GAME-WINNING GOAL
2/8/20	Nashville 2 at Edmonton 3	Leon Draisaitl
1/14/20	Nashville 2 at Edmonton 4	Josh Archibald

SHOTS BY PERIOD

TEAM	1ST	2ND	3RD	OT	TOTAL
Nashville	34	28	29	-	91
Edmonton	34	34	35	-	103

EDMONTON LEADERS vs. NASHVILLE

PLAYER	GP	G	A	PTS	+/-
Leon Draisaitl	3	8	2	10	5
Connor McDavid	3	1	8	9	0
Ryan Nugent-Hopkins	3	1	5	6	4
Josh Archibald	3	2	1	3	1
Kailer Yamamoto	3	1	2	3	4

GOALIE	GP	RECORD	GA	GAA	SV%
Mike Smith	3	3-0-0	7	2.35	.923

ALL-TIME vs. EDMONTON

NASHVILLE ALL-TIME RECORD vs. EDMONTON

SITE	GP	W	L	T	OTL	GF	GA	PTS
Home	39	22	14	3	0	108	114	47
Away	38	22	13	0	3	111	96	47
OVERALL	77	44	27	3	3	219	210	94

NASHVILLE ALL-TIME LEADERS vs. EDMONTON

PLAYER	GP	G	A	PTS	+/-
David Legwand	49	15	20	35	7
Shea Weber	35	10	16	26	9
J-P Dumont	18	6	16	22	17

GOALIE	GP	RECORD	SO	GAA	SV%
Pekka Rinne	33	21-8-1	4	2.52	.911

EDMONTON ALL-TIME LEADERS vs. NASHVILLE

PLAYER	GP	G	A	PTS	+/-
Ryan Smyth	37	13	15	28	3
Ales Hemsky	29	10	14	24	0
Shawn Horcoff	42	7	16	23	-1

GOALIE	GP	RECORD	SO	GAA	SV%
Tommy Salo	17	9-6-(2)-0	1	2.38	.912



FLORIDA PANTHERS



Owner/Governor..... Vincent J. Viola
 President/CEO..... Matthew Caldwell
 General Manager..... Bill Zito
 Head Coach..... Joel Quenneville
 Assistant Coach..... Andrew Brunette
 Assistant Coach..... Derek MacKenzie
 Assistant Coach..... Ulf Samuelsson
 Goaltending Coach..... Robb Talas
 PR..... Adelyn Biedenbach, Mike Lewis
 Chrissy Parente, Thomas Harding



One Panthers Parkway
 Sunrise, FL 33323
 954-835-7000

2019-20 vs. FLORIDA

at NASHVILLE

DATE	SCORE	GAME-WINNING GOAL
10/19/19	Florida 3 at Nashville 2 (SO)	Vincent Trocheck

GOALS BY PERIOD

TEAM	1ST	2ND	3RD	OT	TOTAL
Nashville	0	0	2	0	2
Florida	0	3	2	0	5

NASHVILLE LEADERS vs. FLORIDA

PLAYER	GP	G	A	PTS	+/-
Ryan Ellis	2	0	2	2	1
Roman Josi	2	1	0	1	1
Kyle Turris	1	1	0	1	0
Matt Duchene	2	0	1	1	-2
Nick Bonino	2	0	0	0	0
GOALIE	GP	RECORD	GA	GAA	SV%
Pekka Rinne	1	0-0-1	2	1.85	.933
Juuse Saros	1	0-1-0	3	3.00	.893

ALL-TIME vs. FLORIDA

NASHVILLE ALL-TIME RECORD vs. FLORIDA

SITE	GP	W	L	T	OTL	GF	GA	PTS
Home	16	8	5	2	1	42	40	19
Away	16	6	8	1	1	37	42	14
OVERALL	32	14	13	3	2	79	82	33

NASHVILLE ALL-TIME LEADERS vs. FLORIDA

PLAYER	GP	G	A	PTS	+/-
David Legwand	14	5	9	14	1
Roman Josi	14	5	6	11	8
Shea Weber	13	4	5	9	10
GOALIE	GP	RECORD	SO	GAA	SV%
Pekka Rinne	11	5-4-1	0	2.46	.922



In front of a sell-out crowd of 17,296, the Predators played their first-ever NHL game, falling to the Panthers on Oct. 10, 1999.

at FLORIDA

DATE	SCORE	GAME-WINNING GOAL
11/30/19	Nashville 0 at Florida 3	Anton Stralman

SHOTS BY PERIOD

TEAM	1ST	2ND	3RD	OT	TOTAL
Nashville	17	17	16	4	54
Florida	10	29	19	0	58

FLORIDA LEADERS vs. NASHVILLE

PLAYER	GP	G	A	PTS	+/-
Anton Stralman	2	2	0	2	2
Colton Sceviour	2	0	2	2	2
Vincent Trocheck	2	0	2	2	0
Keith Yandle	2	0	2	2	1
Aleksander Barkov	2	1	0	1	1
GOALIE	GP	RECORD	GA	GAA	SV%
Chris Driedger	1	1-0-0	0	0.00	1.000
Sam Montembeault	1	1-0-0	2	1.85	.926

FLORIDA ALL-TIME LEADERS vs. NASHVILLE

PLAYER	GP	G	A	PTS	+/-
Jonathan Huberdeau	13	5	5	10	5
Vincent Trocheck	11	4	6	10	-1
Ray Whitney	5	3	4	7	0
GOALIE	GP	RECORD	SO	GAA	SV%
Roberto Luongo	13	4-4-(3)-2	0	2.39	.926



LOS ANGELES KINGS

LA KINGS®

Owners.....Philip F. Anschutz/Edward P. Roski Jr.
 President/Alt. Governor.....Luc Robitaille
 VP/General Manager.....Rob Blake
 Head Coach.....Todd McLellan
 Assistant Coach.....Trent Yawney
 Assistant Coach.....Marco Sturm
 Goaltending Coach.....Bill Ranford
 PR.....Mike Altieri, Jeff Moeller, Rob Koch
 Eddie Fischermann, Jon Gomez, Kaylea Konoval



Toyota Sports Center
 555 N. Nash St.
 El Segundo, CA 90245
 310-535-4500



Current Preds broadcaster Chris Mason made 23 saves to record his first career shutout on Jan. 13, 2004 vs. Los Angeles.

2019-20 vs. LOS ANGELES

at NASHVILLE

DATE	SCORE	GAME-WINNING GOAL
NO GAMES		

GOALS BY PERIOD

TEAM	1ST	2ND	3RD	OT	TOTAL
Nashville	3	0	5	-	8
Los Angeles	2	3	3	-	8

NASHVILLE LEADERS vs. LOS ANGELES

PLAYER	GP	G	A	PTS	+/-
Ryan Johansen	2	1	2	3	-1
Roman Josi	2	0	3	3	-1
Craig Smith	2	1	1	2	2
Rocco Grimaldi	1	1	1	2	2
Mattias Ekholm	2	0	2	2	1

GOALIE	GP	RECORD	GA	GAA	SV%
Pekka Rinne	1	1-0-0	1	1.00	.958
Juuse Saros	1	0-1-0	6	6.03	.838

at LOS ANGELES

DATE	SCORE	GAME-WINNING GOAL
1/4/20	Nashville 4 at Los Angeles 1	Ryan Johansen
10/12/19	Nashville 4 at Los Angeles 7	Alex Iafallo

SHOTS BY PERIOD

TEAM	1ST	2ND	3RD	OT	TOTAL
Nashville	24	16	30	-	70
Los Angeles	24	25	13	-	62

LOS ANGELES LEADERS vs. NASHVILLE

PLAYER	GP	G	A	PTS	+/-
Dustin Brown	1	1	2	3	2
Alex Iafallo	2	2	0	2	1
Michael Amadio	2	1	1	2	0
Anze Kopitar	2	1	1	2	1
Ilya Kovalchuk	1	1	1	2	1

GOALIE	GP	RECORD	GA	GAA	SV%
Jack Campbell	2	1-1-0	8	4.00	.886

ALL-TIME vs. LOS ANGELES

NASHVILLE ALL-TIME RECORD vs. LOS ANGELES

SITE	GP	W	L	T	OTL	GF	GA	PTS
Home	36	16	15	3	2	87	93	37
Away	39	21	12	0	6	117	117	48
OVERALL	75	37	27	3	8	204	210	85

NASHVILLE ALL-TIME LEADERS vs. LOS ANGELES

PLAYER	GP	G	A	PTS	+/-
Martin Erat	38	6	22	28	-5
David Legwand	47	8	18	26	-3
Shea Weber	33	7	14	21	5

GOALIE	GP	RECORD	SO	GAA	SV%
Pekka Rinne	29	17-7-5	2	2.56	.906

LOS ANGELES ALL-TIME LEADERS vs. NASHVILLE

PLAYER	GP	G	A	PTS	+/-
Anze Kopitar	45	11	25	36	-9
Dustin Brown	50	11	14	25	-8
Drew Doughty	39	7	12	19	-8

GOALIE	GP	RECORD	SO	GAA	SV%
Felix Potvin	9	7-1-(1)-0	2	1.65	.912



MINNESOTA WILD

Minnesota
WILD

Owner/Governor..... Craig Leipold
 President/Alt. Governor..... Matt Majka
 General Manager..... Bill Guerin
 Head Coach..... Dean Evason
 Assistant Coach..... Bob Woods
 Assistant Coach..... Darby Hendrickson
 Assistant Coach..... Brett McLean
 Goaltending Coach..... Frederic Chabot
 PR..... Aaron Sickman, Megan Kogut



317 Washington St.
 St. Paul, MN 55102
 651-602-6000



The Predators acquired forward Luke Kunin from the Minnesota Wild on Oct. 7, 2019.

2019-20 vs. MINNESOTA

at NASHVILLE

DATE	SCORE	GAME-WINNING GOAL
10/24/19	Minnesota 0 at Nashville 4	Mikka Salomaki
10/3/19	Minnesota 2 at Nashville 5	Austin Watson

GOALS BY PERIOD

TEAM	1ST	2ND	3RD	OT	TOTAL
Nashville	0	3	7	-	10
Minnesota	2	2	1	-	5

NASHVILLE LEADERS vs. MINNESOTA

PLAYER	GP	G	A	PTS	+/-
Craig Smith	3	2	1	3	2
Filip Forsberg	2	1	2	3	1
Matt Duchene	3	0	3	3	1
Roman Josi	3	0	3	3	5
Viktor Arvidsson	3	1	1	2	2
GOALIE	GP	RECORD	GA	GAA	SV%
Pekka Rinne	2	2-0-0	2	1.00	.960
Juuse Saros	1	0-1-0	3	3.12	.909

at MINNESOTA

DATE	SCORE	GAME-WINNING GOAL
3/3/20	Nashville 1 at Minnesota 3	Kevin Fiala

SHOTS BY PERIOD

TEAM	1ST	2ND	3RD	OT	TOTAL
Nashville	24	32	35	-	91
Minnesota	31	21	31	-	83

MINNESOTA LEADERS vs. NASHVILLE

PLAYER	GP	G	A	PTS	+/-
Kevin Fiala	2	1	1	2	1
Ryan Suter	3	0	2	2	-2
Matt Dumba	3	1	0	1	-2
Luke Kunin	3	1	0	1	-1
Zach Parise	3	1	0	1	-4
GOALIE	GP	RECORD	GA	GAA	SV%
Alex Stalock	2	1-1-0	5	2.51	.915
Devan Dubnyk	1	0-1-0	4	4.05	.871

ALL-TIME vs. MINNESOTA

NASHVILLE ALL-TIME RECORD vs. MINNESOTA

SITE	GP	W	L	T	OTL	GF	GA	PTS
Home	39	24	9	2	4	111	82	54
Away	39	15	17	3	4	106	124	37
OVERALL	78	39	26	5	8	217	206	91

NASHVILLE ALL-TIME LEADERS vs. MINNESOTA

PLAYER	GP	G	A	PTS	+/-
Martin Erat	36	12	15	27	2
Shea Weber	40	6	18	24	10
Steve Sullivan	14	7	14	21	11
GOALIE	GP	RECORD	SO	GAA	SV%
Pekka Rinne	37	20-12-4	5	2.37	.915

MINNESOTA ALL-TIME LEADERS vs. NASHVILLE

PLAYER	GP	G	A	PTS	+/-
Mikko Koivu	51	9	35	44	1
Marian Gaborik	26	12	11	23	0
Zach Parise	27	10	10	20	-7
GOALIE	GP	RECORD	SO	GAA	SV%
Devan Dubnyk	16	9-5-2	1	2.18	.925



MONTREAL CANADIENS



Owner/President/CEO..... Geoff Molson
 EVP/General Manager..... Marc Bergevin
 Head Coach..... Claude Julien
 Associate Coach..... Kirk Muller
 Assistant Coach..... Dominique Ducharme
 Assistant Coach..... Luke Richardson
 Goaltending Coach..... Stéphane Waite
 PR..... Paul Wilson, Charles Saindon-Courtois
 Guillaume Quimet

Centre
Bell

1260 de La Gauchetière St. West
 Montreal, QC H3B 5E8
 514-932-2282



The Predators fired a franchise-record 55 shots on goal in a 2-0 victory over the Canadiens on Nov. 14, 2009 at Bridgestone Arena.

2019-20 vs. MONTREAL

at NASHVILLE

DATE	SCORE	GAME-WINNING GOAL
NO GAMES		

GOALS BY PERIOD

TEAM	1ST	2ND	3RD	OT	TOTAL
Nashville	0	4	0	-	4
Montreal	0	0	2	-	2

NASHVILLE LEADERS vs. MONTREAL

PLAYER	GP	G	A	PTS	+/-
Filip Forsberg	1	2	1	3	1
Roman Josi	1	0	2	2	2
Calle Jarnkrok	1	1	0	1	1
Ryan Johansen	1	1	0	1	0
Viktor Arvidsson	1	0	1	1	0

GOALIE	GP	RECORD	GA	GAA	SV%
Juuse Saros	1	1-0-0	2	2.00	.941

at MONTREAL

DATE	SCORE	GAME-WINNING GOAL
3/10/20	Nashville 4 at Montreal 2	Filip Forsberg

SHOTS BY PERIOD

TEAM	1ST	2ND	3RD	OT	TOTAL
Nashville	14	18	4	-	36
Montreal	7	14	13	-	34

MONTREAL LEADERS vs. NASHVILLE

PLAYER	GP	G	A	PTS	+/-
Artturi Lehkonen	1	1	0	1	0
Lukas Vejdemo	1	1	0	1	0
Jake Evans	1	0	1	1	0
Xavier Ouellet	1	0	1	1	-1
Nick Suzuki	1	0	1	1	0

GOALIE	GP	RECORD	GA	GAA	SV%
Carey Price	1	0-1-0	4	4.14	.889

ALL-TIME vs. MONTREAL

NASHVILLE ALL-TIME RECORD vs. MONTREAL

SITE	GP	W	L	T	OTL	GF	GA	PTS
Home	13	7	1	1	4	40	27	19
Away	14	7	5	0	2	36	33	16
OVERALL	27	14	6	1	6	76	60	35

NASHVILLE ALL-TIME LEADERS vs. MONTREAL

PLAYER	GP	G	A	PTS	+/-
Shea Weber	11	5	4	9	-1
Filip Forsberg	11	5	4	9	0
David Legwand	12	3	5	8	-2

GOALIE	GP	RECORD	SO	GAA	SV%
Pekka Rinne	13	9-2-2	2	1.42	.953

MONTREAL ALL-TIME LEADERS vs. NASHVILLE

PLAYER	GP	G	A	PTS	+/-
Saku Koivu	7	2	5	7	0
Brendan Gallagher	12	5	1	6	2
Tomas Plekanec	16	2	3	5	0

GOALIE	GP	RECORD	SO	GAA	SV%
Carey Price	12	4-6-2	0	2.30	.932



NEW JERSEY DEVILS



Managing Partner/Chairman..... Josh Harris
 CEO/Air. Governor..... Scott O'Neil
 EVP/General Manager..... Tom Fitzgerald
 Head Coach..... Lindy Ruff
 Assistant Coach..... Alain Nasreddine
 Assistant Coach..... Mark Recchi
 Assistant Coach..... Rick Kowalski
 Assistant Coach..... Chris Taylor
 Goaltending Coach..... Dave Rogalski
 PR.....Pete Albietz, Corinne Weltman, Nick Blackman



**Prudential
Center**

165 Mulberry St.
Newark, NJ 07102
973-757-6100



Sebastian Bourdais scored the game-winner in Nashville's first-ever overtime victory on Jan. 30, 1999 against the Devils.

2019-20 vs. NEW JERSEY

at NASHVILLE

DATE	SCORE	GAME-WINNING GOAL
12/7/19	New Jersey 4 at Nashville 6	Nick Bonino

GOALS BY PERIOD

TEAM	1ST	2ND	3RD	OT	TOTAL
Nashville	4	3	4	0	11
New Jersey	3	4	2	0	9

NASHVILLE LEADERS vs. NEW JERSEY

PLAYER	GP	G	A	PTS	+/-
Filip Forsberg	2	3	0	3	2
Nick Bonino	2	2	1	3	4
Mattias Ekholm	2	1	2	3	2
Rocco Grimaldi	2	1	2	3	5
Roman Josi	2	0	3	3	3
GOALIE	GP	RECORD	GA	GAA	SV%
Pekka Rinne	2	2-0-0	9	4.35	.862

at NEW JERSEY

DATE	SCORE	GAME-WINNING GOAL
1/30/20	Nashville 6 at New Jersey 5 (SO)	Matt Duchene

SHOTS BY PERIOD

TEAM	1ST	2ND	3RD	OT	TOTAL
Nashville	21	18	21	7	67
New Jersey	19	26	17	3	65

NEW JERSEY LEADERS vs. NASHVILLE

PLAYER	GP	G	A	PTS	+/-
Pavel Zacha	2	2	2	4	-1
Nikita Gusev	2	1	2	3	-3
Sami Vatanen	2	0	3	3	2
Jesper Bratt	2	2	0	2	0
Kyle Palmieri	2	1	1	2	0
GOALIE	GP	RECORD	GA	GAA	SV%
Mackenzie Blackwood	1	0-0-1	5	4.63	.833
Louis Domingue	1	0-1-0	6	6.14	.838

ALL-TIME vs. NEW JERSEY

NASHVILLE ALL-TIME RECORD vs. NEW JERSEY

SITE	GP	W	L	T	OTL	GF	GA	PTS
Home	16	6	5	0	5	42	47	17
Away	15	10	4	0	1	45	42	21
OVERALL	31	16	9	0	6	87	89	38

NASHVILLE ALL-TIME LEADERS vs. NEW JERSEY

PLAYER	GP	G	A	PTS	+/-
Roman Josi	14	3	9	12	6
Mattias Ekholm	14	4	7	11	10
Filip Forsberg	10	6	3	9	-1
GOALIE	GP	RECORD	SO	GAA	SV%
Pekka Rinne	11	6-2-3	1	2.74	.904

NEW JERSEY ALL-TIME LEADERS vs. NASHVILLE

PLAYER	GP	G	A	PTS	+/-
Patrik Elias	19	6	13	19	7
Travis Zajac	18	4	7	11	-6
Scott Gomez	12	3	7	10	-2
GOALIE	GP	RECORD	SO	GAA	SV%
Martin Brodeur	13	7-5-1	1	2.36	.910



NEW YORK ISLANDERS



Owner/Governor..... Scott Malkin
 President/General Manager..... Lou Lamoriello
 Head Coach..... Barry Trotz
 Associate Coach..... Lane Lambert
 Assistant Coach..... John Gruden
 Assistant Coach..... Jim Hiller
 Goalie Coach..... Piero Greco
 PR..... Kimber Auerbach, Jesse Eisenberg
 Madeline Harris



Nassau Veterans Memorial Coliseum
 61 Lake Avenue North • CHFD

Islanders Iceworks
 175 Underhill Blvd.
 Syosset, NY 11791
 516-501-6799



Current Islanders Head Coach Barry Trotz spent 15 seasons in the same job with the Predators, going 557-479-1049-100.

2019-20 vs. NY ISLANDERS

at NASHVILLE

DATE	SCORE	GAME-WINNING GOAL
2/13/20	NY Islanders 0 at Nashville 5	Craig Smith

GOALS BY PERIOD

TEAM	1ST	2ND	3RD	OT	TOTAL
Nashville	4	6	3	-	13
NY Islanders	0	3	0	-	3

NASHVILLE LEADERS vs. NY ISLANDERS

PLAYER	GP	G	A	PTS	+/-
Craig Smith	2	5	1	6	6
Calle Jarnkrok	2	1	3	4	2
Rocco Grimaldi	2	2	1	3	5
Nick Bonino	2	1	2	3	6
Mattias Ekholm	2	1	2	3	4
GOALIE	GP	RECORD	GA	GAA	SV%
Juuse Saros	1	1-0-0	0	0.00	1.000
Pekka Rinne	1	1-0-0	3	3.00	.900

at NY ISLANDERS

DATE	SCORE	GAME-WINNING GOAL
12/17/19	Nashville 8 at NY Islanders 3	Nick Bonino

SHOTS BY PERIOD

TEAM	1ST	2ND	3RD	OT	TOTAL
Nashville	16	20	14	-	50
NY Islanders	26	24	11	-	61

NY ISLANDERS LEADERS vs. NASHVILLE

PLAYER	GP	G	A	PTS	+/-
Derick Brassard	2	1	0	1	-2
Brock Nelson	2	1	0	1	-2
Casey Cizikas	1	1	0	1	-2
Anthony Beauvillier	2	0	1	1	-4
Scott Mayfield	2	0	1	1	-1
GOALIE	GP	RECORD	GA	GAA	SV%
Semyon Varlamov	2	0-0-0	5	4.51	.815
Thomas Greiss	2	0-2-0	8	8.96	.652

ALL-TIME vs. NY ISLANDERS

NASHVILLE ALL-TIME RECORD vs. NY ISLANDERS

SITE	GP	W	L	T	OTL	GF	GA	PTS
Home	15	10	4	0	1	45	35	21
Away	14	8	4	0	2	46	40	18
OVERALL	29	18	8	0	3	91	75	39

NASHVILLE ALL-TIME LEADERS vs. NY ISLANDERS

PLAYER	GP	G	A	PTS	+/-
Craig Smith	14	8	5	13	7
Filip Forsberg	12	6	5	11	2
Ryan Ellis	12	2	8	10	12
GOALIE	GP	RECORD	SO	GAA	SV%
Pekka Rinne	11	6-3-2	1	2.71	.904

NY ISLANDERS ALL-TIME LEADERS vs. NASHVILLE

PLAYER	GP	G	A	PTS	+/-
John Tavares	12	10	5	15	2
Brock Nelson	14	5	6	11	5
Anders Lee	12	3	6	9	-1
GOALIE	GP	RECORD	SO	GAA	SV%
Jaroslav Halak	5	4-0-1	0	2.56	.920



NEW YORK RANGERS



Executive Chairman..... James L. Dolan
 President/CEO..... Andrew Lustgarten
 General Manager..... Jeff Gorton
 Head Coach..... David Quinn
 Assistant Coach..... Greg Brown
 Assistant Coach..... Jacques Martin
 Assistant Coach..... David Oliver
 Assistant/Goaltending Coach..... Benoit Allaire
 PR..... John Rosasco, Ryan Nissan
 Lindsay Hayes, Michael Rappaport



2 Pennsylvania Plaza, 14th Floor
 New York, NY 10121
 212-465-6468



Roman Josi is Nashville's all-time leader in points against the New York Rangers, tallying 12 (4y-8d) in 15 career games.

2019-20 vs. NY RANGERS

at NASHVILLE

DATE	SCORE	GAME-WINNING GOAL
11/2/19	NY Rangers 2 at Nashville 1	Ryan Strome

GOALS BY PERIOD

TEAM	1ST	2ND	3RD	OT	TOTAL
Nashville	1	3	2	-	6
NY Rangers	2	1	1	-	4

NASHVILLE LEADERS vs. NY RANGERS

PLAYER	GP	G	A	PTS	+/-
Roman Josi	2	2	2	4	3
Ryan Ellis	2	1	1	2	2
Mattias Ekholm	2	1	0	1	-1
Rocco Grimaldi	2	1	0	1	0
Viktor Arvidsson	1	1	0	1	-2
GOALIE	GP	RECORD	GA	GAA	SV%
Juuse Saros	2	1-1-0	4	2.03	.944

at NY RANGERS

DATE	SCORE	GAME-WINNING GOAL
12/16/19	Nashville 5 at NY Rangers 2	Mattias Ekholm

SHOTS BY PERIOD

TEAM	1ST	2ND	3RD	OT	TOTAL
Nashville	16	21	20	-	57
NY Rangers	22	21	28	-	71

NY RANGERS LEADERS vs. NASHVILLE

PLAYER	GP	G	A	PTS	+/-
Artemi Panarin	2	1	1	2	-1
Mika Zibanejad	1	0	2	2	0
Filip Chytil	2	1	0	1	-1
Chris Kreider	2	1	0	1	2
Ryan Strome	2	1	0	1	-2
GOALIE	GP	RECORD	GA	GAA	SV%
Alexandar Georgiev	2	1-1-0	4	2.03	.927

ALL-TIME vs. NY RANGERS

NASHVILLE ALL-TIME RECORD vs. NY RANGERS

SITE	GP	W	L	T	OTL	GF	GA	PTS
Home	14	5	7	0	2	35	42	12
Away	16	8	7	1	0	38	42	17
OVERALL	30	13	14	1	2	73	84	29

NASHVILLE ALL-TIME LEADERS vs. NY RANGERS

PLAYER	GP	G	A	PTS	+/-
Roman Josi	15	4	8	12	-4
Filip Forsberg	11	3	5	8	-5
David Legwand	14	1	7	8	1
GOALIE	GP	RECORD	SO	GAA	SV%
Pekka Rinne	8	4-3-1	0	2.50	.910

NY RANGERS ALL-TIME LEADERS vs. NASHVILLE

PLAYER	GP	G	A	PTS	+/-
Kevin Hayes	10	2	8	10	6
Chris Kreider	13	5	4	9	10
Mika Zibanejad	6	1	8	9	0
GOALIE	GP	RECORD	SO	GAA	SV%
Henrik Lundqvist	15	9-6-0	2	2.14	.929




OTTAWA SENATORS

OTTAWA
SENATORS

Owner: Eugene Melnyk
 President of Business Ops: Anthony LeBlanc
 General Manager: Pierre Dorion
 Head Coach: D.J. Smith
 Associate Coach: Jack Capuano
 Assistant Coach: Davis Payne
 Assistant Coach: Bob Jones
 Goaltending Coach: Pierre Groulx
 PR: PJ Loyello, Brian Morris
 Chris Moore, Brett Varey



1000 Palladium Drive
 Ottawa, ON K2V 1A5
 613-599-0250



Former Senators defenseman Mark Barrowbeck (right) signed with the Predators as a free agent on Oct. 9, 2020.

2019-20 vs. OTTAWA

at NASHVILLE

DATE	SCORE	GAME-WINNING GOAL
2/25/20	Ottawa 2 at Nashville 3	Viktor Arvidsson

GOALS BY PERIOD

TEAM	1ST	2ND	3RD	OT	TOTAL
Nashville	2	2	3	0	7
Ottawa	2	3	1	1	7

NASHVILLE LEADERS vs. OTTAWA

PLAYER	GP	G	A	PTS	+/-
Ryan Ellis	2	1	3	4	0
Ryan Johansen	2	1	1	2	1
Matt Duchene	2	0	2	2	0
Colin Blackwell	2	1	0	1	3
Viktor Arvidsson	1	1	0	1	0

GOALIE	GP	RECORD	GA	GAA	SV%
Juuse Saros	2	1-0-1	7	3.42	.881

at OTTAWA

DATE	SCORE	GAME-WINNING GOAL
12/19/19	Nashville 4 at Ottawa 5 (OT)	Anthony Duclair

SHOTS BY PERIOD

TEAM	1ST	2ND	3RD	OT	TOTAL
Nashville	26	20	24	0	70
Ottawa	27	19	12	1	59

OTTAWA LEADERS vs. NASHVILLE

PLAYER	GP	G	A	PTS	+/-
Thomas Chabot	2	1	1	2	2
Brady Tkachuk	2	1	1	2	-1
Anthony Duclair	1	1	1	2	0
Ron Hainsey	2	0	2	2	2
Jean-Gabriel Pageau	1	0	2	2	0

GOALIE	GP	RECORD	GA	GAA	SV%
Marcus Hogberg	1	1-0-0	4	3.88	.892
Craig Anderson	1	0-1-0	3	3.13	.909

ALL-TIME vs. OTTAWA

NASHVILLE ALL-TIME RECORD vs. OTTAWA

SITE	GP	W	L	T	OTL	GF	GA	PTS
Home	14	9	4	0	1	40	30	19
Away	15	6	6	0	3	47	52	15
OVERALL	29	15	10	0	4	87	82	34

NASHVILLE ALL-TIME LEADERS vs. OTTAWA

PLAYER	GP	G	A	PTS	+/-
Ryan Ellis	15	5	10	15	8
Roman Josi	15	5	8	13	-6
J-P Dumont	5	2	10	12	7

GOALIE	GP	RECORD	SO	GAA	SV%
Pekka Rinne	12	8-3-0	0	2.73	.908

OTTAWA ALL-TIME LEADERS vs. NASHVILLE

PLAYER	GP	G	A	PTS	+/-
Daniel Alfredsson	12	5	9	14	7
Jason Spezza	9	4	8	12	4
Wade Redden	10	4	7	11	10

GOALIE	GP	RECORD	SO	GAA	SV%
Craig Anderson	11	3-6-1	0	3.43	.901



PHILADELPHIA FLYERS

PHILADELPHIA FLYERS

Chairman/CEO _____ Dave Scott
 President, Business Operations _____ Valerie Camillo
 President of Hockey Ops/GM _____ Chuck Fletcher
 Head Coach _____ Alain Vigneault
 Assistant Coach _____ Michel Therrien
 Assistant Coach _____ Mike Yeo
 Assistant Coach _____ Ian Laperriere
 Goaltending Coach _____ Kim Dillabaugh
 PR _____ Sarah Schwab, Zack Hill, Joe Siville
 Brian Smith, Lauren Capone, Shannon Rostick

WELLS FARGO CENTER

3601 South Broad St.
 Philadelphia, PA 19148
 215-465-4500



The Predators and Flyers last met on Jan. 1, 2019, with Juuso Saros stopping all 32 shots he faced in Nashville's 4-0 victory.

2019-20 vs. PHILADELPHIA

at NASHVILLE

DATE	SCORE	GAME-WINNING GOAL
NO GAMES		

at PHILADELPHIA

DATE	SCORE	GAME-WINNING GOAL
NO GAMES		

ALL-TIME vs. PHILADELPHIA

NASHVILLE ALL-TIME RECORD vs. PHILADELPHIA

SITE	GP	W	L	T	OTL	GF	GA	PTS
Home	13	6	4	2	1	37	34	15
Away	15	6	6	1	2	28	42	15
OVERALL	28	12	10	3	3	65	76	30

NASHVILLE ALL-TIME LEADERS vs. PHILADELPHIA

PLAYER	GP	G	A	PTS	+/-
Shea Weber	11	2	8	10	0
Mike Fisher	10	4	5	9	5
Martin Erat	9	5	4	9	0
GOALIE	GP	RECORD	SO	GAA	SV%
Pekka Rinne	11	6-3-2	1	2.59	.916

PHILADELPHIA ALL-TIME LEADERS vs. NASHVILLE

PLAYER	GP	G	A	PTS	+/-
Claude Giroux	17	7	8	15	1
Wayne Simmonds	14	9	4	13	5
Jakub Voracek	14	1	7	8	-7
GOALIE	GP	RECORD	SO	GAA	SV%
Steve Mason	5	3-0-2	0	2.10	.938



PITTSBURGH PENGUINS

PITTSBURGH PENGUINS

Co-Owner/Chairman.....Mario Lemieux
 CEO/President.....David Morehouse
 EVP/General Manager.....Jim Rutherford
 Head Coach.....Mike Sullivan
 Assistant Coach.....Todd Reiden
 Assistant Coach.....Mike Vellucci
 Goaltending Coach.....Mike Buckley
 PR.....Tom McMillan, Jennifer Buffano Ridgley
 Evan Schall, Emma Kilmer

**PPG PAINTS
ARENA**

1001 Fifth Avenue
 Pittsburgh, PA 15219
 412-642-1800



The Predators and Penguins faced off in the 2017 Stanley Cup Final; it was the first trip to the Final in franchise history.

2019-20 vs. PITTSBURGH

at NASHVILLE

DATE	SCORE	GAME-WINNING GOAL
12/27/19	Pittsburgh 5 at Nashville 2	Teddy Blueger

GOALS BY PERIOD

TEAM	1ST	2ND	3RD	OT	TOTAL
Nashville	1	3	2	-	6
Pittsburgh	6	3	2	-	11

NASHVILLE LEADERS vs. PITTSBURGH

PLAYER	GP	G	A	PTS	+/-
Roman Josi	2	0	4	4	1
Viktor Arvidsson	2	2	0	2	-1
Mikael Granlund	2	2	0	2	0
Craig Smith	2	2	0	2	0
Matt Duchene	2	0	2	2	0

GOALIE	GP	RECORD	GA	GAA	SV%
Pekka Rinne	2	0-2-0	5	4.62	.848
Juuse Saros	2	0-0-0	5	5.83	.815

at PITTSBURGH

DATE	SCORE	GAME-WINNING GOAL
12/28/19	Nashville 4 at Pittsburgh 6	Jake Guentzel

SHOTS BY PERIOD

TEAM	1ST	2ND	3RD	OT	TOTAL
Nashville	20	30	30	-	80
Pittsburgh	24	18	19	-	61

PITTSBURGH LEADERS vs. NASHVILLE

PLAYER	GP	G	A	PTS	+/-
Bryan Rust	2	3	2	5	2
Juuso Riiikola	2	1	3	4	4
Evgenii Malkin	2	0	4	4	2
Alex Galchenyuk	2	2	1	3	0
Jake Guentzel	2	1	2	3	2

GOALIE	GP	RECORD	GA	GAA	SV%
Tristan Jarry	1	1-0-0	2	2.00	.938
Matt Murray	1	1-0-0	4	4.02	.917

ALL-TIME vs. PITTSBURGH

NASHVILLE ALL-TIME RECORD vs. PITTSBURGH

SITE	GP	W	L	T	OTL	GF	GA	PTS
Home	16	8	5	0	3	49	41	19
Away	15	5	8	2	0	39	50	12
OVERALL	31	13	13	2	3	88	91	31

NASHVILLE ALL-TIME LEADERS vs. PITTSBURGH

PLAYER	GP	G	A	PTS	+/-
Scott Walker	12	3	10	13	1
David Legwand	14	7	3	10	-1
Greg Johnson	12	3	6	9	8

GOALIE	GP	RECORD	SO	GAA	SV%
Tomas Vokoun	10	5-3-(2)-0	2	2.35	.919

PITTSBURGH ALL-TIME LEADERS vs. NASHVILLE

PLAYER	GP	G	A	PTS	+/-
Sidney Crosby	17	4	17	21	10
Evgenii Malkin	14	6	13	19	4
Kris Letang	15	4	9	13	11

GOALIE	GP	RECORD	SO	GAA	SV%
Marc-Andre Fleury	13	8-4-1	1	2.18	.918



SAN JOSE SHARKS



Owner.....Hasso Plattner
 President.....Jonathan Becher
 General Manager.....Doug Wilson
 Head Coach.....Bob Boughner
 Associate Coach.....Rocky Thompson
 Assistant Coach.....John Madden
 Goaltending Coach.....Evgeni Nabokov
 PR.....Scott Emmert, Ben Guerrero, Kyle Stuetzel

SAP center
 at san jose

525 West Santa Clara St.
 San Jose, CA 95113
 408-287-7070



Mattias Ekholm scored his first career NHL goal against the San Jose Sharks on Jan. 7, 2014.

2019-20 vs. ST. LOUIS

at NASHVILLE

DATE	SCORE	GAME-WINNING GOAL
12/10/19	San Jose 1 at Nashville 3	Ryan Johansen
10/8/19	San Jose 2 at Nashville 5	Kyle Turris

GOALS BY PERIOD

TEAM	1ST	2ND	3RD	OT	TOTAL
Nashville	1	2	6	0	9
San Jose	0	1	3	0	4

NASHVILLE LEADERS vs. SAN JOSE

PLAYER	GP	G	A	PTS	+/-
Filip Forsberg	3	2	2	4	3
Roman Josi	3	2	1	3	3
Dante Fabbro	3	1	1	2	2
Calle Jarnkrok	3	1	1	2	2
Ryan Johansen	3	1	1	2	3
GOALIE	GP	RECORD	GA	GAA	SV%
Juuse Saros	2	1-0-1	2	0.96	.965
Pekka Rinne	1	1-0-0	2	2.00	.943

at SAN JOSE

DATE	SCORE	GAME-WINNING GOAL
11/9/19	Nashville 1 at San Jose 2 (SO)	Timo Meier

SHOTS BY PERIOD

TEAM	1ST	2ND	3RD	OT	TOTAL
Nashville	27	15	34	6	82
San Jose	24	36	30	2	92

SAN JOSE LEADERS vs. NASHVILLE

PLAYER	GP	G	A	PTS	+/-
Brent Burns	3	1	1	2	-3
Tomas Hertl	3	1	1	2	-1
Timo Meier	3	1	1	2	-2
Evander Kane	3	1	0	1	-3
Logan Couture	3	0	1	1	-4
GOALIE	GP	RECORD	GA	GAA	SV%
Martin Jones	3	1-2-0	7	2.31	.912

ALL-TIME vs. SAN JOSE

NASHVILLE ALL-TIME RECORD vs. SAN JOSE

SITE	GP	W	L	T	OTL	GF	GA	PTS
Home	38	23	12	1	2	119	93	49
Away	38	14	17	1	6	88	102	35
OVERALL	76	37	29	2	8	207	195	84

NASHVILLE ALL-TIME LEADERS vs. SAN JOSE

PLAYER	GP	G	A	PTS	+/-
David Legwand	47	8	19	27	5
Shea Weber	35	8	19	27	2
Scott Walker	19	7	13	20	-6
GOALIE	GP	RECORD	SO	GAA	SV%
Pekka Rinne	25	13-7-4	1	1.92	.940

SAN JOSE ALL-TIME LEADERS vs. NASHVILLE

PLAYER	GP	G	A	PTS	+/-
Patrick Marleau	67	21	30	51	3
Joe Thornton	46	8	43	51	15
Joe Pavelski	42	17	11	28	0
GOALIE	GP	RECORD	SO	GAA	SV%
Evgeni Nabokov	27	14-8-(2)-1	2	2.26	.911



ST. LOUIS BLUES

ST. LOUIS
BLUES

Chairman/Governor.....Tom Stillman
 President/CEO.....Chris Zimmerman
 President of Hockey Ops/GM.....Doug Armstrong
 Head Coach.....Craig Berube
 Assistant Coach.....Jim Montgomery
 Assistant Coach.....Steve Ott
 Assistant Coach.....Mike Van Ryn
 Goaltending Coach.....David Alexander
 PR.....Mike Caruso, Dan O'Neill



enterprise
CENTER

1401 Clark Ave.
 St. Louis, MO 63103
 314-622-2500



Colton Sissons scored the game-winning goal of St. Louis on Nov. 23, 2020, helping the Preds go 4-0-0 vs. the Blues in 2019.

2019-20 vs. ST. LOUIS

at NASHVILLE

DATE	SCORE	GAME-WINNING GOAL
2/16/20	St. Louis 1 at Nashville 2	Kyle Turris
11/25/19	St. Louis 2 at Nashville 3 (SO)	Daniel Carr

GOALS BY PERIOD

TEAM	1ST	2ND	3RD	OT	TOTAL
Nashville	7	2	3	0	12
St. Louis	1	5	2	0	8

NASHVILLE LEADERS vs. ST. LOUIS

PLAYER	GP	G	A	PTS	+/-
Kyle Turris	2	2	2	4	0
Filip Forsberg	4	1	3	4	1
Matt Duchene	4	1	2	3	1
Mikael Granlund	4	1	2	3	2
Nick Bonino	4	1	1	2	3
GOALIE	GP	RECORD	GA	GAA	SV%
Juuse Saros	3	3-0-0	7	2.27	.909
Pekka Rinne	1	1-0-0	1	1.00	.974

at ST. LOUIS

DATE	SCORE	GAME-WINNING GOAL
2/15/20	Nashville 4 at St. Louis 3	Mikael Granlund
11/23/20	Nashville 4 at St. Louis 2	Colton Sissons

SHOTS BY PERIOD

TEAM	1ST	2ND	3RD	OT	TOTAL
Nashville	53	35	40	5	133
St. Louis	39	38	38	1	116

ST. LOUIS LEADERS vs. NASHVILLE

PLAYER	GP	G	A	PTS	+/-
David Perron	4	1	2	3	-2
Brayden Schenn	4	1	2	3	-1
Jaden Schwartz	4	2	0	2	-2
Tyler Bozak	4	1	1	2	-1
Alex Pietrangolo	4	0	2	2	-2
GOALIE	GP	RECORD	GA	GAA	SV%
Jake Allen	2	0-1-1	6	2.92	.909
Jordan Binnington	2	0-2-0	5	2.58	.924

ALL-TIME vs. ST. LOUIS

NASHVILLE ALL-TIME RECORD vs. ST. LOUIS

SITE	GP	W	L	T	OTL	GF	GA	PTS
Home	59	32	17	3	7	144	136	74
Away	59	26	27	1	5	131	158	58
OVERALL	118	58	44	4	12	275	294	132

NASHVILLE ALL-TIME LEADERS vs. ST. LOUIS

PLAYER	GP	G	A	PTS	+/-
David Legwand	73	12	23	35	-8
Filip Forsberg	29	13	15	28	8
Martin Erat	54	6	21	27	1
GOALIE	GP	RECORD	SO	GAA	SV%
Pekka Rinne	47	25-17-4	4	2.00	.932

ST. LOUIS ALL-TIME LEADERS vs. NASHVILLE

PLAYER	GP	G	A	PTS	+/-
David Backes	54	11	22	33	6
Alex Steen	48	15	16	31	-3
Vladimir Tarasenko	33	14	16	30	3
GOALIE	GP	RECORD	SO	GAA	SV%
Jaroslav Halak	15	8-3-3	4	1.48	.940



TAMPA BAY LIGHTNING



Chairman/Governor..... Jeff Vinik
 CEO..... Steve Griggs
 Vice President/GM..... Julien BriseBois
 Head Coach..... Jon Cooper
 Assistant Coach..... Jeff Halpern
 Assistant Coach..... Derek Lalonde
 Goaltending Coach..... Frantz Jean
 PR..... Bill Wickett, Brian Breseman
 Trevor van Knippenberg, Bryan Burns



2019-20 vs. TAMPA BAY

at NASHVILLE

DATE	SCORE	GAME-WINNING GOAL
12/3/19	Tampa Bay 3 at Nashville 2 (OT)	Nikita Kucherov

GOALS BY PERIOD

TEAM	1ST	2ND	3RD	OT	TOTAL
Nashville	1	1	2	1	5
Tampa Bay	1	3	0	1	5

NASHVILLE LEADERS vs. TAMPA BAY

PLAYER	GP	G	A	PTS	+/-
Calle Jarnkrok	2	2	1	3	0
Roman Josi	2	1	2	3	1
Ryan Ellis	2	1	1	2	0
Kyle Turris	2	1	1	2	1
Ryan Johansen	2	0	2	2	0
GOALIE	GP	RECORD	GA	GAA	SV%
Jouse Saros	1	1-0-0	2	1.90	.933
Pekka Rinne	1	0-0-1	3	2.90	.903

at TAMPA BAY

DATE	SCORE	GAME-WINNING GOAL
10/26/19	Nashville 3 at Tampa Bay 2 (OT)	Ryan Ellis

SHOTS BY PERIOD

TEAM	1ST	2ND	3RD	OT	TOTAL
Nashville	25	23	21	3	72
Tampa Bay	10	30	18	3	61

TAMPA BAY LEADERS vs. NASHVILLE

PLAYER	GP	G	A	PTS	+/-
Nikita Kucherov	2	1	2	3	3
Steven Stamkos	2	1	2	3	1
Victor Hedman	2	1	1	2	2
Tyler Johnson	2	1	1	2	2
Ondrej Palat	2	1	1	2	1
GOALIE	GP	RECORD	GA	GAA	SV%
Andrei Vasilevskiy	1	1-0-0	2	1.92	.938
Curtis McElhinney	1	0-0-1	3	2.87	.925

ALL-TIME vs. TAMPA BAY

NASHVILLE ALL-TIME RECORD vs. TAMPA BAY

SITE	GP	W	L	T	OTL	GF	GA	PTS
Home	16	9	4	0	3	47	43	21
Away	14	7	4	2	1	43	37	17
OVERALL	30	16	8	2	4	90	80	38

NASHVILLE ALL-TIME LEADERS vs. TAMPA BAY

PLAYER	GP	G	A	PTS	+/-
Roman Josi	14	3	9	12	10
Ryan Johansen	9	2	8	10	5
Ryan Ellis	12	3	7	10	1
GOALIE	GP	RECORD	SO	GAA	SV%
Pekka Rinne	11	9-0-2	0	2.41	.921

TAMPA BAY ALL-TIME LEADERS vs. NASHVILLE

PLAYER	GP	G	A	PTS	+/-
Martin St. Louis	13	6	8	14	2
Vincent Lecavalier	16	7	7	14	2
Steven Stamkos	14	7	7	14	2
GOALIE	GP	RECORD	SO	GAA	SV%
Nikolai Khabibulin	4	2-1-(1)-0	0	1.98	.915



TORONTO MAPLE LEAFS



Owner.....Maple Leaf Sports & Entertainment
 President/Alt. Governor.....Brendan Shanahan
 General Manager.....Kyle Dubas
 Head Coach.....Sheldon Keefe
 Assistant Coach.....Dave Hakstol
 Assistant Coach.....Manny Malhotra
 Assistant Coach.....Paul MacLean
 Goaltending Coach.....Steve Briere
 PR.....Steve Keogh, Scott McNaughton
 Chris Lund, Colin McBride

Scotiabank Arena

40 Bay St., Suite 400
 Toronto, ON M5J 2X2
 416-815-5700



The Predators tied their franchise record for goals in a game in their 9-2 victory at Toronto on Nov. 18, 2014.

2019-20 vs. TORONTO

at NASHVILLE

DATE	SCORE	GAME-WINNING GOAL
1/27/20	Toronto 5 at Nashville 2	Rasmus Sandin

GOALS BY PERIOD

TEAM	1ST	2ND	3RD	OT	TOTAL
Nashville	1	0	1	-	2
Toronto	2	2	1	-	5

NASHVILLE LEADERS vs. TORONTO

PLAYER	GP	G	A	PTS	+/-
Viktor Arvidsson	1	1	0	1	-1
Mikael Granlund	1	1	0	1	0
Nick Bonino	1	0	1	1	-1
Matt Duchene	1	0	1	1	-1
Filip Forsberg	1	0	1	1	0
GOALIE	GP	RECORD	GA	GAA	SV%
Pekka Rinne	1	0-1-0	4	4.05	.867

at TORONTO

DATE	SCORE	GAME-WINNING GOAL
NO GAMES		

SHOTS BY PERIOD

TEAM	1ST	2ND	3RD	OT	TOTAL
Nashville	15	8	13	-	36
Toronto	10	12	9	-	31

TORONTO LEADERS vs. NASHVILLE

PLAYER	GP	G	A	PTS	+/-
Zach Hyman	1	1	1	2	2
William Nylander	1	1	1	2	1
Rasmus Sandin	1	1	1	2	2
Auston Matthews	1	1	0	1	1
Jason Spezza	1	1	0	1	1
GOALIE	GP	RECORD	GA	GAA	SV%
Frederik Anderson	1	1-0-0	2	2.01	.944

ALL-TIME vs. TORONTO

NASHVILLE ALL-TIME RECORD vs. TORONTO

SITE	GP	W	L	T	OTL	GF	GA	PTS
Home	11	5	5	0	1	27	31	11
Away	15	8	5	1	1	49	36	18
OVERALL	26	13	10	1	2	76	67	29

NASHVILLE ALL-TIME LEADERS vs. TORONTO

PLAYER	GP	G	A	PTS	+/-
Filip Forsberg	11	6	4	10	-3
Martin Erat	9	4	4	8	4
Shea Weber	10	3	5	8	5
GOALIE	GP	RECORD	SO	GAA	SV%
Pekka Rinne	13	5-5-2	3	2.37	.910

TORONTO ALL-TIME LEADERS vs. NASHVILLE

PLAYER	GP	G	A	PTS	+/-
Tyler Bozak	11	2	8	10	4
James van Riemsdyk	9	7	3	10	4
Mats Sundin	8	3	6	9	-2
GOALIE	GP	RECORD	SO	GAA	SV%
Frederik Andersen	6	5-1-0	0	1.82	.942



VANCOUVER CANUCKS

VANCOUVER
CANUCKS

Chairman/Governor.....Francisco Aquilini
General Manager.....Jim Benning
Head Coach.....Travis Green
Assistant Coach.....Nolan Baumgartner
Assistant Coach.....Newell Brown
Goaltending Coach.....Ian Clark
PR.....Chris Brumwell, Ben Brown


**ROGERS
ARENA**
800 Griffiths Way
Vancouver, B.C. V6B 6G1
604-899-4600



Joel Ward led the Predators with eight points (4g-4a) during their 2011 Western Conference Semifinals series vs. Vancouver.

2019-20 vs. VANCOUVER

at NASHVILLE

DATE	SCORE	GAME-WINNING GOAL
11/21/19	Vancouver 6 at Nashville 3	Brock Boeser

GOALS BY PERIOD

TEAM	1ST	2ND	3RD	OT	TOTAL
Nashville	1	4	3	-	8
Vancouver	5	6	6	-	17

NASHVILLE LEADERS vs. VANCOUVER

PLAYER	GP	G	A	PTS	+/-
Mikael Granlund	3	2	2	4	0
Calle Jankrok	3	2	2	4	-1
Roman Josi	3	0	3	3	-1
Matt Duchene	3	1	1	2	0
Filip Forsberg	3	1	1	2	-2
GOALIE	GP	RECORD	GA	GAA	SV%
Juuse Saros	2	0-0-0	2	2.06	.900
Pekka Rinne	3	0-3-0	13	6.59	.780

at VANCOUVER

DATE	SCORE	GAME-WINNING GOAL
2/10/20	Nashville 2 at Vancouver 6	Jordie Benn
11/12/19	Nashville 3 at Vancouver 5	Elias Pettersson

SHOTS BY PERIOD

TEAM	1ST	2ND	3RD	OT	TOTAL
Nashville	30	54	39	-	123
Vancouver	32	23	26	-	81

VANCOUVER LEADERS vs. NASHVILLE

PLAYER	GP	G	A	PTS	+/-
Elias Pettersson	3	3	4	7	0
Quinn Hughes	3	0	6	6	2
Tanner Pearson	3	4	1	5	2
J.T. Miller	3	2	2	4	3
Adam Gaudette	3	1	3	4	1
GOALIE	GP	RECORD	GA	GAA	SV%
Jacob Markstrom	2	2-0-0	5	2.50	.942
Thatcher Demko	1	1-0-0	3	3.02	.919

ALL-TIME vs. VANCOUVER

NASHVILLE ALL-TIME RECORD vs. VANCOUVER

SITE	GP	W	L	T	OTL	GF	GA	PTS
Home	39	17	15	1	6	108	109	41
Away	38	14	23	1	0	94	126	29
OVERALL	77	31	38	2	6	202	235	70

NASHVILLE ALL-TIME LEADERS vs. VANCOUVER

PLAYER	GP	G	A	PTS	+/-
Martin Erat	37	8	21	29	-3
David Legwand	50	10	15	25	-16
Mike Fisher	20	12	6	18	11
GOALIE	GP	RECORD	SO	GAA	SV%
Pekka Rinne	32	14-14-2	1	2.81	.905

VANCOUVER ALL-TIME LEADERS vs. NASHVILLE

PLAYER	GP	G	A	PTS	+/-
Henrik Sedin	58	9	44	53	14
Daniel Sedin	59	16	31	47	6
Markus Naslund	36	13	20	33	3
GOALIE	GP	RECORD	SO	GAA	SV%
Roberto Luongo	26	15-10-0	3	2.14	.925



VEGAS GOLDEN KNIGHTS

VEGAS
GOLDEN KNIGHTS™

Chairman/CEO/Governor..... Bill Foley
 President of Hockey Ops..... George McPhee
 General Manager..... Kelly McCrimmon
 Head Coach..... Peter DeBoer
 Assistant Coach..... Steve Spott
 Assistant Coach..... Ryan Craig
 Assistant Coach..... Ryan McGill
 Goaltending Coach..... Mike Rosati
 PR..... Eric Tosi, Sage Sammons, Alyssa Girardi

T-Mobile
ARENA

3780 South Las Vegas Blvd.
 Las Vegas, NV 89158
 702-692-1600



The Predators and Golden Knights met for the first time on Dec. 8, 2017 and featured P.K. Subban taking on his brother, Malcolm.

2019-20 vs. VEGAS

at NASHVILLE

DATE	SCORE	GAME-WINNING GOAL
2/1/20	Vegas 3 at Nashville 0	Chandler Stephenson
11/27/19	Vegas 4 at Nashville 3 (OT)	Paul Stastny

GOALS BY PERIOD

TEAM	1ST	2ND	3RD	OT	TOTAL
Nashville	1	5	2	0	8
Vegas	3	2	3	1	9

NASHVILLE LEADERS vs. VEGAS

PLAYER	GP	G	A	PTS	+/-
Ryan Ellis	2	1	2	3	3
Roman Josi	3	0	3	3	2
Nick Bonino	3	1	1	2	-1
Matt Duchene	3	1	1	2	2
Mikael Granlund	3	1	1	2	1
GOALIE	GP	RECORD	GA	GAA	SV%
Pekka Rinne	2	1-1-0	4	2.02	.945
Juuse Saros	1	0-0-1	4	3.88	.867

at VEGAS

DATE	SCORE	GAME-WINNING GOAL
10/15/19	Nashville 5 at Vegas 2	Calle Jarnkrok

SHOTS BY PERIOD

TEAM	1ST	2ND	3RD	OT	TOTAL
Nashville	24	28	40	0	92
Vegas	40	33	29	2	104

VEGAS LEADERS vs. NASHVILLE

PLAYER	GP	G	A	PTS	+/-
Reilly Smith	3	3	1	4	3
Mark Stone	3	2	2	4	0
Max Pacioretty	3	1	2	3	2
Paul Stastny	3	1	1	2	0
Jonathan Marchessault	3	0	2	2	2
GOALIE	GP	RECORD	GA	GAA	SV%
Marc-Andre Fleury	2	1-1-0	5	2.51	.914
Malcolm Subban	1	1-0-0	3	2.96	.912

ALL-TIME vs. VEGAS

NASHVILLE ALL-TIME RECORD vs. VEGAS

SITE	GP	W	L	T	OTL	GF	GA	PTS
Home	5	2	1	0	2	11	12	6
Away	4	2	2	0	0	8	11	4
OVERALL	9	4	3	0	2	19	23	10

NASHVILLE ALL-TIME LEADERS vs. VEGAS

PLAYER	GP	G	A	PTS	+/-
Kevin Fiala	6	2	3	5	1
Roman Josi	9	0	5	5	1
Viktor Arvidsson	7	2	2	4	-1
GOALIE	GP	RECORD	SO	GAA	SV%
Juuse Saros	5	3-1-1	1	2.19	.944

VEGAS ALL-TIME LEADERS vs. NASHVILLE

PLAYER	GP	G	A	PTS	+/-
Reilly Smith	8	5	2	7	2
Max Pacioretty	5	4	2	6	5
Alex Tuch	8	0	6	6	3
GOALIE	GP	RECORD	SO	GAA	SV%
Marc-Andre Fleury	5	2-3-0	2	1.63	.943



WASHINGTON CAPITALS



Founder/Chairman/CEO Ted Leonsis
 President of Hockey Ops Dick Patrick
 SVP/General Manager Brian McLellan
 Head Coach Peter Laviolette
 Assistant Coach Kevin McCarthy
 Assistant Coach Blaine Forsythe
 Assistant Coach Scott Arniel
 Goaltending Coach Scott Murray
 PR Sergey Kocharov, Megan Eichenberg
 Tommy Chalk, Chase Pyle



MONUMENTAL
SPORTS &
ENTERTAINMENT

MedStar Capitals Iceplex
 627 N. Glebe St., Suite 850
 Arlington, VA 22203
 202-266-2200



David Poll spent 15 seasons as General Manager of The Washington Capitals from 1992-97, going 594-454 (132)-0.

2019-20 vs. WASHINGTON

at NASHVILLE

DATE	SCORE	GAME-WINNING GOAL
10/10/19	Washington 5 at Nashville 6	Mattias Ekholm

GOALS BY PERIOD

TEAM	1ST	2ND	3RD	OT	TOTAL
Nashville	4	1	6	-	11
Washington	3	5	1	-	9

NASHVILLE LEADERS vs. WASHINGTON

PLAYER	GP	G	A	PTS	+/-
Ryan Johansen	2	3	1	4	2
Filip Forsberg	2	1	3	4	2
Mikael Granlund	2	1	2	3	-1
Nick Bonino	2	1	1	2	0
Matt Duchene	2	1	1	2	0

GOALIE	GP	RECORD	GA	GAA	SV%
Jouse Saros	1	1-0-0	4	4.00	.879
Pekka Rinne	1	1-0-0	5	5.00	.808

at WASHINGTON

DATE	SCORE	GAME-WINNING GOAL
1/29/20	Nashville 5 at Washington 4	Yannick Weber

SHOTS BY PERIOD

TEAM	1ST	2ND	3RD	OT	TOTAL
Nashville	20	16	26	-	62
Washington	24	21	14	-	59

WASHINGTON LEADERS vs. NASHVILLE

PLAYER	GP	G	A	PTS	+/-
Alex Ovechkin	2	3	1	4	-1
John Carlson	2	0	3	3	-2
Richard Panik	2	2	0	2	2
Tom Wilson	2	2	0	2	-1
Lars Eller	2	1	1	2	-2

GOALIE	GP	RECORD	GA	GAA	SV%
Braden Holtby	2	0-2-0	11	5.63	.823

ALL-TIME vs. WASHINGTON

NASHVILLE ALL-TIME RECORD vs. WASHINGTON

SITE	GP	W	L	T	OTL	GF	GA	PTS
Home	16	10	3	1	2	59	44	23
Away	15	7	6	0	2	43	46	16
OVERALL	31	17	9	1	4	102	90	39

NASHVILLE ALL-TIME LEADERS vs. WASHINGTON

PLAYER	GP	G	A	PTS	+/-
Ryan Johansen	10	5	11	16	8
Filip Forsberg	11	7	8	15	9
Roman Josi	15	5	8	13	5

GOALIE	GP	RECORD	SO	GAA	SV%
Pekka Rinne	7	6-1-0	0	2.86	.896

WASHINGTON ALL-TIME LEADERS vs. NASHVILLE

PLAYER	GP	G	A	PTS	+/-
Nicklas Backstrom	21	5	15	20	-8
Alex Ovechkin	21	13	6	19	-10
Evgeny Kuznetsov	13	3	10	13	-6

GOALIE	GP	RECORD	SO	GAA	SV%
Olie Kolzig	7	3-3-0	0	2.87	.906



WINNIPEG JETS



Executive Chairman Mark Chipman
 President/COO John Oflert
 EVP/General Manager Kevin Cheveldayoff
 Head Coach Paul Maurice
 Associate Coach Jamie Kompon
 Assistant Coach Charlie Huddy
 Assistant Coach Wade Flaherty
 Assistant Coach Dave Lowry
 PR Rob Wozny, Scott Brown
 Greger Buer, Scott Unger

Bell MTS Place

300 Portage Ave.
 Winnipeg, MB R3C 5S5
 204-926-5570



Roman Josi tied the Predators record for points in a game with five - all assists - on Feb. 27, 2010 at Bell MTS Place in Winnipeg.

2019-20 vs. WINNIPEG

at NASHVILLE

DATE	SCORE	GAME-WINNING GOAL
11/19/19	Winnipeg 2 at Nashville 1	Nikolaj Ehlers

GOALS BY PERIOD

TEAM	1ST	2ND	3RD	OT	TOTAL
Nashville	2	1	0	1	4
Winnipeg	2	1	0	0	3

NASHVILLE LEADERS vs. WINNIPEG

PLAYER	GP	G	A	PTS	+/-
Nick Bonino	3	2	0	2	2
Rocco Grimaldi	3	0	2	2	2
Mikael Granlund	3	1	0	1	1
Kyle Turris	2	1	0	1	0
Matt Duchene	3	0	1	1	1
GOALIE	GP	RECORD	GA	GAA	SV%
Juuse Saros	3	2-1-0	3	1.01	.966

at WINNIPEG

DATE	SCORE	GAME-WINNING GOAL
2/4/20	Nashville 2 at Winnipeg 1 (OT)	Mikael Granlund
1/12/20	Nashville 1 at Winnipeg 0	Kyle Turris

SHOTS BY PERIOD

TEAM	1ST	2ND	3RD	OT	TOTAL
Nashville	40	29	36	2	107
Winnipeg	24	34	29	0	87

WINNIPEG LEADERS vs. NASHVILLE

PLAYER	GP	G	A	PTS	+/-
Nikolaj Ehlers	3	1	1	2	1
Patrik Laine	3	1	0	1	0
Mason Appleton	2	1	0	1	0
Kyle Connor	3	0	1	1	0
Jack Roslovic	3	0	1	1	1
GOALIE	GP	RECORD	GA	GAA	SV%
Connor Hellebuyck	3	1-1-1	4	1.34	.963

ALL-TIME vs. WINNIPEG

NASHVILLE ALL-TIME RECORD vs. WINNIPEG

SITE	GP	W	L	T	OTL	GF	GA	PTS
Home	23	15	8	0	0	75	56	30
Away	24	11	8	1	4	60	69	27
OVERALL	47	26	16	1	4	135	125	57

NASHVILLE ALL-TIME LEADERS vs. WINNIPEG

PLAYER	GP	G	A	PTS	+/-
Roman Josi	28	3	17	20	-6
Ryan Johansen	19	9	9	18	-2
Filip Forsberg	28	3	14	17	-3
GOALIE	GP	RECORD	SO	GAA	SV%
Pekka Rinne	25	16-7-1	3	2.55	.913

WINNIPEG ALL-TIME LEADERS vs. NASHVILLE

PLAYER	GP	G	A	PTS	+/-
Blake Wheeler	33	13	13	26	4
Mark Scheifele	28	6	12	18	4
Bryan Little	32	8	8	16	-12
GOALIE	GP	RECORD	SO	GAA	SV%
Connor Hellebuyck	18	9-6-2	2	2.57	.926



TEAM HISTORY & RECORDS





SEASON RECORDS

SEASON	GP	W	L	T	OTL	PTS	PCT	GA	GA	FINISH*
1998-99	82	28	47	7	--	63	.384	190	261	4/12
1999-00	82	28	40	7	7	70	.427	199	240	4/13
2000-01	82	34	36	9	3	80	.488	186	200	3/10
2001-02	82	28	41	13	0	69	.421	196	230	4/14
2002-03	82	27	35	13	7	74	.451	183	206	4/13
2003-04	82	38	29	11	4	91	.555	216	217	3/8
2004-05	NHL SEASON CANCELED									
2005-06	82	49	25	--	8	106	.646	259	227	2/4
2006-07	82	51	23	--	8	110	.671	272	212	2/4
2007-08	82	41	32	--	9	91	.555	230	229	2/8
2008-09	82	40	34	--	8	88	.537	213	233	5/10
2009-10	82	47	29	--	6	100	.610	225	225	3/7
2010-11	82	44	27	--	11	99	.604	219	194	2/5
2011-12	82	48	26	--	8	104	.634	237	210	2/4
2012-13	48	16	23	--	9	41	.427	111	139	5/14
2013-14	82	38	32	--	12	88	.537	216	242	6/10
2014-15	82	47	25	--	10	104	.634	232	208	2/6
2015-16	82	41	27	--	14	96	.585	228	215	4/7
2016-17	82	41	29	--	12	94	.573	240	224	4/8
2017-18	82	53	18	--	11	117	.713	261	204	1/1
2018-19	82	47	29	--	6	100	.610	240	214	1/3
2019-20	69	35	26	--	8	78	.565	215	217	4/6
TOTAL	1675	821	633	60	161	1863	.556	4574	4554	--

* division rank / conference rank

HOME									ROAD							
SEASON	GP	W	L	T	OTL	PTS	GF	GA	GP	W	L	T	OTL	PTS	GF	GA
1998-99	41	15	22	4	--	34	104	126	41	13	25	3	--	29	86	135
1999-00	41	15	21	3	2	35	103	116	41	13	19	4	5	35	96	124
2000-01	41	16	18	7	0	39	92	102	41	18	18	2	3	41	94	98
2001-02	41	17	16	8	0	42	101	95	41	11	25	5	0	27	95	135
2002-03	41	18	17	5	1	42	98	90	41	9	18	8	6	32	85	116
2003-04	41	22	10	7	2	53	112	93	41	16	19	4	2	38	104	124
2004-05	NHL SEASON CANCELED															
2005-06	41	32	8	--	1	65	142	94	41	17	17	--	7	41	117	133
2006-07	41	28	8	--	5	61	153	105	41	23	15	--	3	49	119	107
2007-08	41	23	14	--	4	50	120	113	41	18	18	--	5	41	110	116
2008-09	41	24	13	--	4	52	116	104	41	16	21	--	4	36	97	129
2009-10	41	24	14	--	3	51	108	101	41	23	15	--	3	49	117	124
2010-11	41	24	9	--	8	56	116	91	41	20	18	--	3	43	103	103
2011-12	41	26	10	--	5	57	124	103	41	22	16	--	3	47	113	107
2012-13	24	11	9	--	4	26	59	59	24	5	14	--	5	15	52	80
2013-14	41	19	17	--	5	43	106	119	41	19	15	--	7	45	110	123
2014-15	41	28	9	--	4	60	121	100	41	19	16	--	6	44	111	108
2015-16	41	23	11	--	7	53	128	98	41	18	16	--	7	43	100	117
2016-17	41	24	9	--	8	56	131	101	41	17	20	--	4	38	107	119
2017-18	41	28	9	--	4	60	138	104	41	25	9	--	7	57	123	100
2018-19	41	25	14	--	2	52	118	100	41	22	15	--	4	48	118	112
2019-20	35	17	14	--	4	38	103	109	34	18	12	--	4	40	112	108
TOTAL	838	459	272	34	73	1025	2401	2129	837	362	361	26	88	838	2173	2425



SEASON RECORDS

vs. CENTRAL DIVISION										vs. OTHER DIVISIONS							
SEASON	GP	W	L	T	OTL	PTS	GF	GA		GP	W	L	T	OTL	PTS	GF	GA
1998-99	18	4	13	1	--	9	44	70		64	24	34	6	--	54	146	191
1999-00	18	6	8	2	2	16	47	54		64	22	32	5	5	54	152	186
2000-01	20	8	11	1	0	17	41	52		62	26	25	8	3	63	145	148
2001-02	20	7	10	3	0	17	47	60		62	21	31	10	0	52	149	170
2002-03	20	6	9	4	1	17	42	53		62	21	26	9	6	57	141	153
2003-04	24	11	9	2	2	26	58	63		58	27	20	9	2	65	158	154
2004-05	NHL SEASON CANCELED																
2005-06	32	23	8	--	1	47	110	73		50	26	17	--	7	59	149	154
2006-07	32	21	8	--	3	45	106	82		50	30	15	--	5	65	166	130
2007-08	32	18	9	--	5	41	88	82		50	23	23	--	4	50	142	147
2008-09	24	12	9	--	3	27	67	68		58	28	25	--	5	61	146	165
2009-10	24	14	8	--	2	30	59	57		58	33	21	--	4	70	166	168
2010-11	24	13	9	--	2	28	51	59		58	31	18	--	9	71	162	131
2011-12	24	16	5	--	3	35	75	58		58	32	21	--	5	69	162	152
2012-13	18	3	11	--	4	10	36	53		30	13	12	--	5	31	73	80
2013-14	29	12	13	--	4	28	79	93		53	26	19	--	8	60	137	149
2014-15	29	15	9	--	5	35	77	76		53	32	16	--	5	69	155	132
2015-16	29	12	14	--	3	27	79	80		53	29	13	--	11	69	149	135
2016-17	29	14	12	--	3	31	82	72		53	25	17	--	11	61	147	142
2017-18	26	18	5	--	3	39	83	59		56	35	13	--	8	78	83	59
2018-19	26	14	11	--	1	29	69	73		56	33	18	--	5	71	167	139
2019-20	20	12	7	--	1	25	50	47		49	23	19	--	7	53	165	170
TOTAL	518	261	198	13	46	581	1412	1402		729	362	269	16	82	822	1990	1985

vs. WESTERN CONFERENCE										vs. EASTERN CONFERENCE							
SEASON	GP	W	L	T	OTL	PTS	GF	GA		GP	W	L	T	OTL	PTS	GF	GA
1998-99	55	21	30	4	--	46	140	174		27	7	17	3	--	17	50	87
1999-00	56	17	28	5	6	45	132	170		26	11	12	2	1	25	67	70
2000-01	60	22	29	6	3	53	133	154		22	12	7	3	0	27	53	46
2001-02	60	19	33	8	0	46	136	176		22	9	8	5	0	23	60	54
2002-03	60	19	27	9	5	52	127	157		22	8	8	4	2	22	56	49
2003-04	64	28	23	10	3	69	161	168		18	10	6	1	1	22	55	49
2004-05	NHL SEASON CANCELED																
2005-06	72	45	22	--	5	95	226	188		10	4	3	--	3	11	33	39
2006-07	72	44	21	--	7	95	237	187		10	7	2	--	1	15	35	25
2007-08	72	36	28	--	8	80	202	197		10	5	4	--	1	11	28	32
2008-09	64	32	26	--	6	70	177	186		18	8	8	--	2	18	36	47
2009-10	64	35	25	--	4	74	168	178		18	12	4	--	2	26	57	47
2010-11	64	34	23	--	7	75	158	150		18	10	4	--	4	24	55	40
2011-12	64	40	19	--	5	85	190	162		18	8	7	--	3	19	47	48
2012-13	48	16	23	--	9	41	111	139		0	0	0	--	0	0	0	0
2013-14	50	23	20	--	7	53	135	153		32	15	12	--	5	35	81	89
2014-15	50	27	15	--	8	62	140	131		32	20	10	--	2	42	92	77
2015-16	50	25	17	--	8	58	136	124		32	16	10	--	6	38	88	89
2016-17	50	27	17	--	6	60	151	137		32	14	12	--	6	34	89	87
2017-18	50	35	9	--	6	76	162	111		32	18	9	--	5	41	99	93
2018-19	50	27	21	--	2	56	137	138		32	20	8	--	4	44	99	74
2019-20	42	20	17	--	5	45	119	129		27	15	9	--	3	33	96	88
TOTAL	1217	592	473	42	110	1336	3288	3317		458	229	160	18	51	527	1286	1237



SEASON RECORDS

AT NHL ALL-STAR BREAK				AT NHL MIDWAY POINT	
SEASON	DATE OF GAME (HOST)	RECORD BEFORE	RECORD AFTER	FIRST HALF	SECOND HALF
1998-99	Jan. 24 (Tampa Bay)	16-25-4(0)	12-22-3(0)	14-23-4(0)	14-24-3(0)
1999-00	Feb. 6 (Toronto)	20-24-6-4	8-16-1-3	14-20-5-2	14-20-2-5
2000-01	Feb. 4 (Colorado)	23-24-7-2	11-12-2-1	15-18-7-1	19-18-2-2
2001-02	Feb. 2 (Los Angeles)	20-25-9-0	8-16-4-0	15-19-7-0	13-22-6-0
2002-03	Feb. 2 (Florida)	17-23-8-4	10-12-5-3	12-18-7-4	15-17-6-3
2003-04	Feb. 8 (Minnesota)	26-20-6-2	12-9-5-2	19-16-4-2	19-13-7-2
2004-05	NHL SEASON CANCELED				
2005-06	OLYMPIC YEAR - NO ALL-STAR GAME			26-12-3	23-13-5
2006-07	Jan. 24 (Dallas)	34-12-3	17-11-5	27-11-3	24-12-5
2007-08	Jan. 27 (Atlanta)	25-20-5	16-12-4	21-19-2	20-13-7
2008-09	Jan. 25 (Montreal)	20-23-3	20-11-5	19-19-3	21-15-5
2009-10	OLYMPIC YEAR - NO ALL-STAR GAME			24-14-3	23-15-3
2010-11	Jan. 30 (Carolina)	27-17-6	17-10-5	22-13-6	22-14-5
2011-12	Jan. 29 (Ottawa)	30-16-4	18-10-4	22-15-4	26-11-4
2012-13	SHORTENED SEASON - NO ALL-STAR GAME			10-9-5	6-14-4
2013-14	OLYMPIC YEAR - NO ALL-STAR GAME			18-18-5	20-14-7
2014-15	Jan. 25 (Columbus)	30-10-5	17-15-5	28-9-4	19-16-6
2015-16	Jan. 31 (Nashville)	24-17-8	17-9-6	19-15-7	22-12-7
2016-17	Jan. 29 (Los Angeles)	24-17-8	17-12-4	18-16-7	23-13-5
2017-18	Jan. 28 (Tampa Bay)	29-11-7	24-7-7	24-11-6	29-7-5
2018-19	Jan. 26 (San Jose)	30-18-4	17-11-2	24-15-2	23-14-4
2019-20	Jan. 25 (St. Louis)	22-18-7	13-8-1	16-12-6 (34 GP)	19-14-2 (35 GP)
TOTAL		417-321-(40)-72	254-203-(20)-54	368-289-(34)-65	414-311-(26)-85

RECORD BY MONTH

SEASON	OCTOBER	NOVEMBER	DECEMBER	JANUARY	FEBRUARY	MARCH	APRIL
1998-99	3-5-1(0)	6-7-0(0)	4-6-2(0)	5-9-1(0)	3-6-2(0)	5-8-1(0)	2-6-0(0)
1999-00	4-6-1-0	3-7-0-2	6-5-4-0	6-5-1-2	3-7-0-1	6-7-1-2	0-3-0-0
2000-01	4-3-3-1	6-6-2-0	4-8-2-0	8-7-0-1	4-5-1-0	7-5-1-1	1-2-0-0
2001-02	4-7-2-0	5-6-1-0	5-4-3-0	6-8-3-0	4-1-1-0	2-10-3-0	2-5-0-0
2002-03	1-5-1-2	3-6-3-2	6-6-2-0	7-6-2-0	8-2-1-0	2-8-4-2	0-2-0-1
2003-04	4-5-0-0	8-5-1-0	4-4-3-2	10-4-2-0	6-5-1-0	4-5-4-2	2-1-0-0
2004-05	NHL SEASON CANCELED						
2005-06	8-1-1	7-3-2	9-5-0	7-5-3	3-4-0	8-5-2	7-2-0
2006-07	7-3-1	10-2-1	9-5-1	10-3-0	7-5-1	6-5-3	2-0-1
2007-08	4-7-0	8-2-2	6-9-0	8-3-3	6-4-3	7-6-1	2-1-0
2008-09	5-4-1	6-6-1	6-6-1	4-8-0	10-4-1	7-3-4	2-3-0
2009-10	6-6-1	9-4-0	9-4-2	6-7-0	3-2-2	11-5-1	3-1-0
2010-11	5-2-3	5-6-2	8-5-1	9-4-0	5-6-2	10-3-2	2-1-1
2011-12	5-4-2	6-5-2	9-5-0	11-2-0	6-4-3	8-6-1	3-0-0
2012-13	--	--	--	2-2-2	7-5-2	5-7-2	2-9-2
2013-14	6-5-2	7-6-2	5-7-1	7-5-4	1-1-2	7-8-1	5-0-1
2014-15	6-2-2	10-3-0	8-4-1	7-2-3	10-4-1	6-7-2	0-3-1
2015-16	7-1-2	5-6-2	6-6-3	6-5-1	7-3-3	8-5-2	2-1-1
2016-17	2-5-1	9-3-2	5-6-3	8-4-2	8-4-1	7-5-2	2-2-1
2017-18	5-4-2	10-3-1	8-3-2	6-2-2	10-2-2	11-3-2	3-1-0
2018-19	9-3-0	8-5-1	6-7-1	7-3-2	7-6-1	7-5-1	3-0-0
2019-20	8-3-2	4-7-2	6-4-2	6-5-1	8-5-1	3-2-0	--
TOTAL	103-81-(8)-23	135-98-(7)-23	129-109-(16)-20	146-99-(9)-27	126-85-(6)-26	135-117-(14)-31	45-43-(0)-9



SEASON RECORDS

RECORD BY DAY

SEASON	SUNDAY	MONDAY	TUESDAY	WEDNESDAY	THURSDAY	FRIDAY	SATURDAY
1998-99	1-4-0 (0)	1-5-1 (0)	5-8-1 (0)	4-7-0 (0)	5-7-1 (0)	6-5-1 (0)	6-11-3 (0)
1999-00	4-2-2-0	4-2-0-1	4-6-2-1	4-7-0-1	3-8-2-2	2-6-0-1	7-9-1-1
2000-01	5-1-0-1	2-4-0-0	3-6-4-0	4-6-1-2	9-8-1-0	2-4-1-0	9-7-2-0
2001-02	0-6-1-0	1-4-1-0	3-10-3-0	6-2-1-0	8-7-2-0	1-4-2-0	9-8-3-0
2002-03	2-4-0-2	5-3-0-0	3-8-2-3	1-3-1-0	5-7-5-0	1-4-0-1	10-6-5-1
2003-04	1-3-1-1	2-4-3-0	1-5-3-1	3-4-0-0	13-4-1-1	4-3-0-0	14-6-3-1
2004-05	NHL SEASON CANCELED						
2005-06	2-1-1	2-2-0	13-4-0	6-5-3	12-4-1	1-3-1	13-6-2
2006-07	2-0-1	4-2-0	5-3-2	7-5-0	10-5-3	3-3-0	20-5-2
2007-08	3-1-3	3-3-0	9-7-0	0-5-1	10-8-3	3-1-0	13-7-2
2008-09	3-3-0	3-5-0	5-7-4	1-2-1	9-6-3	4-6-0	15-5-0
2009-10	3-2-0	4-3-0	8-6-2	3-3-1	14-4-0	3-5-0	12-6-3
2010-11	5-4-0	0-3-1	5-5-5	7-3-1	11-5-1	3-1-0	13-6-3
2011-12	4-0-0	5-2-1	8-11-1	2-1-0	11-6-2	3-2-0	15-4-4
2012-13	0-4-0	2-4-2	7-2-0	0-1-0	4-5-0	1-3-1	2-4-6
2013-14	4-4-0	4-1-0	8-6-2	2-1-0	8-7-4	4-5-1	8-8-5
2014-15	4-2-1	2-1-1	15-5-4	1-0-0	9-8-1	2-2-0	14-7-3
2015-16	0-1-0	6-2-1	10-7-2	3-0-1	10-6-3	0-3-2	12-8-5
2016-17	4-4-0	3-0-2	7-5-8	1-1-0	11-8-2	3-2-1	7-10-3
2017-18	3-0-2	5-0-0	14-4-2	3-1-1	12-6-2	5-1-1	11-6-3
2018-19	2-1-1	8-0-2	9-8-0	4-0-0	10-6-2	3-2-1	11-12-0
2019-20	2-0-1	4-3-0	9-6-1	1-1-1	9-5-2	1-1-1	9-10-2
TOTAL	54-47 (4)-14	70-53 (5)-11	151-129 (15)-38	63-58 (3)-13	193-130 (12)-32	55-66 (4)-11	230-151 (17)-46

RECORD

OVERALL TEAM STREAKS

HOME TEAM STREAKS

ROAD TEAM STREAKS

SEASON	FIRST 10 GAMES		UNDEF.					UNDEF.					UNDEF.				
	WIN	LAST 10 GAMES	WIN	1 POINT	WINLESS	LOSING	WIN	1 POINT	WINLESS	LOSING	WIN	1 POINT	WINLESS	LOSING			
1998-99	3-6-1	3-7-0	3 (2)	3	5	5	4 (2)	5	2 (5)	5	9	6	3 (2)	3	3 (2)	5 (4)	5 (2)
1999-00	4-5-1-0	3-7-0-0	8	4	8	7 (2)	7	6	4	9	4 (3)	4 (2)	3 (3)	2 (5)	4	5	4 (4)
2000-01	4-2-3-1	6-3-1-0	4 (3)	4	4 (4)	5	4	3 (4)	3 (2)	3 (4)	7	3	3 (2)	3	4	4	4
2001-02	3-5-2-0	2-7-1-0	7	3	7	8	6	11	6	11	6	6	3	3	3	9	5 (2)
2002-03	1-5-1-3	0-6-2-2	4 (3)	4 (2)	7	15	6	8	7	8	7	3 (2)	3 (2)	2 (3)	4	9 (2)	5
2003-04	4-5-1-0	5-3-1-1	7	6	7	7	4	11	4 (3)	13	5	2 (3)	4 (2)	4 (2)	4 (2)	5 (2)	4
2004-05	NHL SEASON CANCELED																
2005-06	8-1-1	7-3-0	8	8	10	5	5	6	6	6 (2)	2	2	3 (2)	3 (2)	6	7	7
2006-07	6-3-1	5-3-2	6	6	10 (2)	3	3 (3)	8	8	12	3	3	7	7	7	5	5
2007-08	4-6-0	6-3-1	3 (6)	3 (6)	8	6	6	4 (2)	4 (2)	6 (2)	6	6	3	3	5 (2)	5	5
2008-09	5-4-1	5-4-1	6	6	8	5	5	5	5	7	3 (3)	3 (3)	3 (2)	3 (2)	5	7	7
2009-10	3-6-1	6-3-1	7	7	7 (2)	6	6	7	7	7	3	3	5	5	7	5	5
2010-11	5-2-3	7-2-1	6 (2)	6 (2)	10	5 (2)	5 (2)	5 (2)	5 (2)	8	4	4	4	4	4	4	4
2011-12	5-4-1	6-4-0	5 (3)	5 (3)	5 (6)	4 (2)	4 (2)	6	6	12	4	4	3 (2)	3 (2)	4	4	4
2012-13	5-2-3	1-8-1	4	4	5	8	8	3	3	6	6	6	3	3	4	10	10
2013-14	5-4-1	7-1-2	3 (5)	3 (5)	7	5 (2)	5 (2)	4	4	5	6	6	3 (2)	3 (2)	6	5	5
2014-15	6-2-2	4-4-2	6	6	10	6	6	9	9	9	5	5	2 (5)	2 (5)	4	4	4
2015-16	7-1-2	5-4-1	5	5	14	5	5	4 (2)	4 (2)	10	3	3	6	6	13	4 (3)	4 (3)
2016-17	3-5-2	5-4-1	4 (2)	4 (2)	6 (2)	4	4	3 (4)	3 (4)	8	3	3	3	3	2	3	3
2017-18	5-3-2	5-4-1	10	10	15	3 (2)	3 (2)	6	6	7	3	3	9	9	15	3 (2)	3 (2)
2018-19	8-2-0	7-2-1	5 (2)	5 (2)	7	6	6	6	6	6	3	3	8	8	9	9	9
2019-20	6-3-1	6-3-1	4	4	6	6	6	3	3	6	4	4	4	4	4 (3)	3	3

Numbers in parentheses indicate the number of times the high was reached that season.



HOLIDAY RECORDS

HALLOWEEN | 4-3-(0)-4 RECORD

1998 vs. Colorado	W, 3-2
1999 at Edmonton	L, 4-2
2000 vs. St. Louis	L, 4-2
2001 at Minnesota	W, 6-4
2006 at Vancouver	W, 3-2
2009 vs. Dallas	W, 4-2
2011 at Chicago	OTL, 5-4
2013 at Phoenix	SOL, 5-4
2014 at Calgary	L, 4-3
2015 at Los Angeles	OTL, 4-3
2019 vs. Calgary	OTL, 6-5

NEW YEAR'S DAY | 4-7-(1)-0 RECORD

1999 vs. St. Louis	L, 6-5
2000 vs. San Jose	W, 3-2
2001 vs. Vancouver	L, 5-2
2002 vs. Colorado	T, 4-4
2003 vs. Colorado	L, 7-3
2004 vs. Pittsburgh	W, 3-2
2006 vs. Anaheim	L, 4-2
2007 vs. Colorado	L, 5-3
2009 vs. Vancouver	L, 2-1
2012 vs. Calgary	W, 5-3
2019 vs. Philadelphia	W, 4-0
2020 at Dallas (Winter Classic)	L, 4-2

PRESIDENTS' DAY | 3-4-(0)-1 RECORD

Feb. 15, 1999 vs. NY Rangers	L, 7-4
Feb. 21, 2000 vs. Dallas	W, 5-2
Feb. 17, 2003 vs. Boston	W, 5-1
Feb. 16, 2004 at Columbus	L, 4-2
Feb. 19, 2007 vs. Phoenix	W, 4-1
Feb. 16, 2009 vs. Ottawa	L, 2-0
Feb. 18, 2013 at Colorado	L, 6-5
Feb. 15, 2016 vs. Dallas	OTL, 3-2
Feb. 19, 2018 vs. Ottawa	W, 5-2

THANKSGIVING | 4-1-(0)-0 RECORD

Nov. 24, 2005 vs. Los Angeles	W, 4-3
Nov. 23, 2006 vs. Vancouver	W, 6-0
Nov. 22, 2007 vs. Detroit	W, 3-2
Nov. 28, 2013 vs. Edmonton	L, 3-0
Nov. 27, 2014 vs. Edmonton	W (OT), 1-0

MARTIN LUTHER KING DAY | 5-4-(0)-1 RECORD

Jan. 18, 1999 at Boston	L, 8-1
Jan. 21, 2002 vs. Phoenix	L, 1-0
Jan. 19, 2004 vs. Minnesota	W, 2-0
Jan. 15, 2007 vs. Calgary	W, 5-3
Jan. 21, 2008 vs. St. Louis	W, 6-3
Jan. 18, 2009 vs. New Jersey	L, 3-1
Jan. 18, 2010 vs. Toronto	L, 4-3
Jan. 16, 2012 at NY Islanders	W, 3-1
Jan. 21, 2013 vs. St. Louis	SOL, 4-3
Jan. 20, 2014 vs. Dallas	W, 4-1
Jan. 16, 2018 vs. Vegas	W, 1-0
Jan. 21, 2019 at Colorado	W, 4-1

ST. PATRICK'S DAY | 5-4-(0)-0 RECORD

2000 at Phoenix	W (OT), 4-3
2001 vs. Phoenix	W, 4-1
2002 vs. Colorado	L, 5-4
2003 vs. Edmonton	L, 5-3
2007 vs. Dallas	W, 3-2
2011 vs. Boston	W (OT), 4-3
2012 at Los Angeles	L, 4-2
2013 at Edmonton	L, 3-2
2015 vs. Minnesota	OTL, 3-2
2016 vs. NY Islanders	W, 4-2

NEW YEAR'S EVE | 3-1-(0)-0 RECORD

2007 at Dallas	W, 1-0
2009 at Columbus	W (OT), 2-1
2010 at Minnesota	W, 4-1
2018 at Washington	W, 6-3

VALENTINE'S DAY | 7-1-(0)-0 RECORD

2007 vs. San Jose	W, 5-0
2008 vs. Chicago	L, 6-1
2009 vs. Boston	W (SO), 3-2
2010 at Pittsburgh	W (SO), 4-3
2012 vs. Chicago	W, 3-2
2013 vs. Phoenix	W, 3-0
2015 vs. New Jersey	W, 3-1
2019 vs. Montreal	W, 3-1

EASTER | 3-0-(0)-0 RECORD

April 11, 2004 vs. Detroit (WCO Game 3)	W, 3-1
April 24, 2011 vs. Anaheim (WCO Game 6)	W, 4-2
April 1, 2018 at Tampa Bay	W, 4-1



POWER PLAY

SEASON	HOME				ROAD				OVERALL			
	PP0	PPG	%	RANK	PP0	PPG	%	RANK	PP0	PPG	%	RANK
1998-99	183	24	13.1	23rd	141	16	11.3	t-23rd	324	40	12.3	25th
1999-00	164	20	12.2	26th	140	21	15	14th	304	41	13.5	25th
2000-01	188	32	17	19th	173	19	11	27th	361	51	14.1	23rd
2001-02	182	26	14.3	23rd	155	22	14.2	14th	337	48	14.2	23rd
2002-03	204	26	12.7	t-26th	214	32	15	t-20th	418	58	13.9	26th
2003-04	234	41	17.5	t-12th	192	31	16.1	t-13th	426	72	16.9	11th
2004-05	NHL SEASON CANCELED											
2005-06	260	50	19.2	12th	252	44	17.5	t-10th	512	94	18.4	10th
2006-07	219	44	20.1	10th	189	27	14.3	23rd	408	71	17.4	18th
2007-08	198	31	15.7	22nd	160	22	13.8	26th	358	53	14.8	27th
2008-09	167	27	16.2	23rd	151	23	15.2	23rd	318	50	15.7	26th
2009-10	141	26	18.4	18th	145	21	14.5	22nd	286	47	16.4	t-23rd
2010-11	147	24	16.3	22nd	122	17	13.9	27th	269	41	15.2	26th
2011-12	131	30	22.9	1st	119	24	20.2	5th	250	54	21.6	1st
2012-13	68	16	23.5	8th	72	8	11.1	29th	140	24	17.1	17th
2013-14	121	25	20.7	12th	118	21	17.8	13th	239	46	19.2	12th
2014-15	125	19	15.2	28th	134	23	17.2	18th	259	42	16.2	25th
2015-16	134	27	20.1	11th	125	24	19.2	t-11th	259	51	19.7	10th
2016-17	127	28	22	6th	132	21	15.9	22nd	259	49	18.9	16th
2017-18	150	38	25.3	6th	123	20	16.3	26th	273	58	21.2	t-12th
2018-19	143	18	12.6	31st	112	15	13.4	30th	255	33	12.9	31st
2019-20	112	16	14.3	29th	114	23	20.2	12th	226	39	17.3	t-24th





PENALTY KILL/SHORTHANDED GOALS/PIM

HOME					ROAD				OVERALL			
SEASON	TS	PPGA	%	RANK	TS	PPGA	%	RANK	TS	PPGA	%	RANK
1998-99	175	31	82.3	21st	182	44	75.8	27th	357	75	79	27th
1999-00	152	20	86.8	9th	157	26	83.4	16th	309	46	85.1	12th
2000-01	168	21	87.5	3rd	163	28	82.8	t-13th	331	49	85.2	8th
2001-02	176	18	89.8	2nd	178	32	82	23rd	354	50	85.9	9th
2002-03	163	22	86.5	t-4th	190	39	79.5	t-29th	353	61	82.7	t-17th
2003-04	176	24	86.4	t-11th	175	40	77.1	30th	351	64	81.8	24th
2004-05	NHL SEASON CANCELED											
2005-06	265	34	87.2	t-4th	268	48	82.1	13th	533	82	84.6	t-5th
2006-07	196	28	85.7	10th	191	27	85.9	4th	387	55	85.8	3rd
2007-08	163	27	83.4	12th	172	22	87.2	2nd	335	49	85.4	3rd
2008-09	150	17	88.7	2nd	188	42	77.7	27th	338	59	82.5	10th
2009-10	113	22	80.5	22nd	145	37	74.5	28th	258	59	77.1	28th
2010-11	139	17	87.8	2nd	133	24	82	17th	272	41	84.9	5th
2011-12	104	19	81.7	22nd	140	21	85	10th	244	40	83.6	10th
2012-13	62	13	79	26th	77	21	72.7	29th	139	34	75.5	29th
2013-14	115	24	79.1	25th	123	23	81.3	t-16th	238	47	80.3	25th
2014-15	110	20	81.8	20th	124	25	79.8	17th	234	45	80.8	18th
2015-16	116	24	79.3	21st	129	22	82.9	11th	245	46	81.2	16th
2016-17	121	26	78.5	23rd	120	20	83.3	9th	241	46	80.9	t-15th
2017-18	144	30	79.2	24th	155	24	84.5	2nd	299	54	81.9	6th
2018-19	133	24	82	t-12th	118	21	82.2	t-9th	251	45	82.1	6th
2019-20	91	16	82.4	t-11th	122	35	71.3	30th	213	51	76.1	t-28th

SHORTHANDED GOALS

SEASON	SHG	RANK	SGHA	RANK
1998-99	7	t-15th	10	t-18th
1999-00	9	t-7th	11	t-24th
2000-01	7	t-20th	4	t-2nd
2001-02	6	t-18th	8	t-17th
2002-03	2	t-29th	8	t-14th
2003-04	14	3rd	8	t-13th
2004-05	NHL SEASON CANCELED			
2005-06	12	10th	13	t-24th
2006-07	8	t-14th	2	1st
2007-08	7	t-16th	10	t-21st
2008-09	9	t-9th	8	t-14th
2009-10	5	t-21st	6	t-11th
2010-11	5	t-21st	2	t-2nd
2011-12	5	t-15th	4	t-6th
2012-13	1	t-25th	4	t-18th
2013-14	2	30th	0	1st
2014-15	4	19th	5	11th
2015-16	7	t-9th	2	1st
2016-17	12	1st	6	t-12th
2017-18	10	t-3rd	5	t-20th
2018-19	8	t-11th	8	t-12th
2019-20	6	t-10th	8	t-24th

PENALTY MINUTES

SEASON	PIM	AVERAGE	RANK
1998-99	1420	17.3	7th
1999-00	946	11.5	t-22nd
2000-01	944	11.5	30th
2001-02	1071	13.1	23rd
2002-03	969	11.8	27th
2003-04	1360	16.6	5th
2004-05	NHL SEASON CANCELED		
2005-06	1533	18.7	3rd
2006-07	1179	14.4	t-15th
2007-08	1027	12.5	t-23rd
2008-09	994	12.1	26th
2009-10	710	8.7	30th
2010-11	720	8.8	29th
2011-12	689	8.4	30th
2012-13	471	9.8	t-26th
2013-14	808	9.9	t-23rd
2014-15	693	8.5	t-25th
2015-16	810	9.9	t-12th
2016-17	833	10.2	t-6th
2017-18	928	11.3	1st
2018-19	686	8.4	t-15th
2019-20	618	9.0	10th



ALL-TIME STATISTICS

#	PLAYER	GP	G	A	PTS	PIM	PP	SH	GWG	S	S%	+/-	TF	FW	F0%	TOI/G	H	BS
11	David Legwand	956	210	356	566	474	35	10	41	1925	10.9%	19	12761	5815	45.6%	17:39	377	246
19/10	Martin Erat	723	163	318	481	426	42	2	26	1317	12.4%	5	425	163	38.4%	16:55	432	174
6/48	Shea Weber	763	166	277	443	568	80	5	24	2052	8.1%	48	0	0	0.0%	24:02	1695	1183
59	Roman Josi	632	109	304	413	234	34	1	19	1731	6.3%	66	2	0	0.0%	24:49	447	1206
9	Filip Forsberg	458	166	187	353	200	45	6	30	1346	12.3%	27	54	16	29.6%	17:52	596	190
15	Craig Smith	661	162	168	330	264	42	0	22	1694	9.6%	67	1161	475	40.9%	14:52	588	189
44	Kimmo Timonen	573	79	222	301	348	46	1	10	1078	7.3%	-6	9	5	55.6%	22:29	456	239
71	J-P Dumont	388	93	174	267	118	21	1	20	712	13.1%	30	27	8	29.6%	15:46	175	72
26	Steve Sullivan	317	100	163	263	175	37	7	16	706	14.2%	34	232	97	41.8%	18:25	130	60
4/49	Ryan Ellis	527	70	182	252	179	18	3	16	988	7.1%	113	0	0	0.0%	20:39	421	808
92	Ryan Johansen	351	65	184	249	261	11	3	16	617	10.5%	26	6056	3274	54.1%	18:28	355	138
24	Scott Walker	410	96	151	247	465	27	8	11	737	13.0%	-23	1775	831	46.8%	18:13	439	23
12	Mike Fisher	429	111	130	241	261	28	1	19	805	13.8%	6	7210	3741	51.9%	18:09	823	437
22	Greg Johnson	502	93	145	238	213	9	11	14	726	12.8%	-52	9848	5196	52.8%	18:19	118	56
20	Ryan Suter	542	38	200	238	396	11	1	7	826	4.6%	43	3	0	0.0%	22:37	392	635
33	Colin Wilson	502	95	142	237	124	22	0	19	804	11.8%	37	1045	484	46.3%	15:07	324	185
17	Scott Hartnell	498	106	129	235	626	32	2	21	1072	9.9%	13	293	117	39.9%	14:47	532	88
19	Jason Arnott	275	107	122	229	177	40	0	17	850	12.6%	36	4519	2244	49.7%	18:39	143	76
7	Cliff Ronning	301	81	145	226	126	25	0	9	888	9.1%	-15	2169	1016	46.8%	18:00	38	88
27	Patric Hornqvist	363	106	110	216	173	35	0	23	1159	9.1%	35	85	35	41.2%	15:34	343	146
33/38	Viktor Kholmsson	335	117	97	214	151	15	10	23	963	12.1%	36	85	28	32.9%	16:33	128	184
14/42	Mattias Ekholm	538	45	151	196	265	9	3	11	814	5.5%	71	1	0	0.0%	21:29	419	698
19	Calle Jarnkrok	459	81	102	183	99	9	7	11	714	11.3%	46	3421	1636	47.8%	15:18	238	158
3	Marek Zidlicky	307	35	140	175	299	25	0	6	492	7.1%	-5	0	0	0.0%	20:10	316	233
2/5	Dan Hamhuis	600	32	142	174	438	8	2	8	794	4.0%	7	0	0	0.0%	20:48	891	576
9	Paul Kariya	164	55	106	161	76	19	0	5	469	11.7%	0	12	1	8.3%	19:44	34	93
63	Mike Ribeiro	209	26	111	137	128	5	0	3	210	12.4%	17	2552	1053	41.3%	17:38	136	45
18	James Neal	219	77	59	136	157	12	0	14	691	11.9%	29	50	18	36.0%	18:20	268	79
43	Vitali Yachmenev	338	54	76	130	58	6	5	10	497	10.9%	-19	103	32	31.1%	16:38	144	119
76	P.K. Subban	211	35	95	130	186	10	1	5	517	6.8%	15	3	1	33.3%	23:46	245	269
10	Patric Kjellberg	246	49	77	126	56	16	0	7	390	12.6%	-29	115	41	35.7%	17:48	114	67
55/14/22	Jordin Tootoo	486	46	79	125	725	3	0	5	788	5.8%	-26	90	45	50.0%	10:37	790	73
25	Denis Arkhipov	273	46	65	111	74	13	0	10	399	11.5%	-38	3402	1540	45.3%	14:15	91	7
74	Sergei Kostitsyn	198	43	65	108	65	6	2	5	232	18.5%	13	16	4	25.0%	16:02	112	67
33	Vladimir Orszagh	239	47	58	105	168	10	2	9	389	12.1%	-20	66	17	25.8%	16:53	202	2
47	Alexander Radulov	154	47	55	102	74	9	0	6	300	15.7%	29	1	0	0.0%	14:35	45	59
29	Joel Ward	230	40	58	98	89	11	3	7	424	9.4%	-5	295	133	45.1%	16:51	174	188
22/56	Kevin Fiala	204	45	52	97	70	5	0	6	446	10.1%	9	10	3	30.0%	14:37	108	61
8	Kyle Turris	182	29	67	96	79	11	0	5	285	10.2%	7	1794	885	49.3%	15:45	61	69
13	Nick Bonino	219	47	48	95	54	4	0	4	305	15.4%	48	3030	1601	52.8%	16:09	59	231
38/83	Vernon Fiddler	325	46	48	94	227	6	4	7	386	11.9%	-16	2650	1395	52.6%	13:06	194	128
10/84	Colton Sissons	322	46	46	92	113	2	2	2	362	12.7%	36	3060	1624	53.1%	13:56	477	195
21	Tom Fitzgerald	307	42	46	88	218	0	6	4	535	7.9%	-45	1402	722	51.5%	15:09	305	164
42/25	Jerred Smithson	497	36	50	86	313	1	5	6	384	9.4%	-30	4394	2412	54.9%	12:55	757	335
18	Adam Hall	234	43	42	85	108	24	0	8	421	10.2%	-16	835	435	52.1%	15:42	118	55
13	Nick Spaling	297	40	44	84	70	5	1	8	350	11.4%	-22	2135	1051	49.2%	14:56	173	133
49/8	Kevin Klein	403	16	66	82	110	1	2	4	317	3.8%	-27	0	0	0.0%	18:40	525	725
57	Gabriel Bourque	242	31	47	78	46	3	1	4	318	9.7%	-14	15	7	46.7%	13:17	371	142
51/52	Austin Watson	306	36	41	77	358	1	4	5	359	10.0%	12	170	82	48.2%	12:04	646	267
25	Sergei Krivokrasov	133	34	40	74	82	13	0	8	340	10.0%	-12	1	0	0.0%	14:43	43	12
5	Drake Berehowsky	219	20	53	73	327	8	0	2	275	7.3%	-22	2	1	50.0%	22:02	395	275
15	Andy Delmore	144	34	38	72	50	25	0	9	324	10.5%	-30	0	0	0.0%	18:24	99	36
71	Sebastien Bordeleau	146	28	40	68	70	1	4	4	315	8.9%	-30	2502	1407	56.2%	14:29	130	48
21	Andreas Johansson	103	32	32	64	48	13	1	1	232	13.8%	-6	154	61	39.6%	16:20	30	0
7	Matt Cullen	139	17	47	64	48	1	0	3	224	7.6%	12	1059	593	56.0%	14:23	28	40
3	Seth Jones	199	15	48	63	54	4	1	2	297	5.1%	-25	0	0	0.0%	19:44	160	231
94	Yanic Perreault	69	22	35	57	30	10	0	2	145	15.2%	-3	899	559	62.2%	14:57	14	23
14	Radek Bonk	145	23	31	54	74	12	0	3	240	9.6%	-43	1630	907	55.6%	15:43	97	53
9	Marcel Goc	124	21	33	54	20	0	1	3	229	9.2%	20	1605	821	51.2%	15:15	102	39
32/4/44	Cody Franson	164	15	39	54	48	4	0	5	281	5.3%	25	0	0	0.0%	14:51	160	128



ALL-TIME STATISTICS

#	PLAYER	GP	G	A	PTS	PIM	PP	SH	GWG	S	S%	+/-	TF	FW	F0%	TOI/G	H	BS
3	Karlis Skrastins	307	13	41	54	130	1	1	4	287	4.5%	-49	0	0	0.0%	20:06	456	31
24	Matt Halischuk	136	24	27	51	39	0	0	4	176	13.6%	15	40	13	32.5%	11:13	80	63
27	Randy Robitaille	131	20	31	51	22	7	0	1	234	8.5%	-24	1009	505	50.0%	13:29	60	27
28	Paul Gaustad	248	18	32	50	193	0	1	1	222	8.1%	-4	3797	2174	57.3%	12:52	435	172
12	Scott Nichol	209	24	23	47	271	1	4	3	233	10.3%	22	1962	1139	58.1%	12:10	292	102
12	Mark Valicevic	159	26	19	45	49	3	1	9	198	13.1%	-9	102	41	40.2%	13:56	197	74
4	Mark Eaton	286	15	30	45	130	1	0	2	246	6.1%	10	0	0	0.0%	18:32	192	182
23	Rocco Grimaldi	119	15	29	44	20	0	0	1	203	7.4%	8	13	5	38.5%	11:28	55	34
23	Bill Houlder	302	8	36	44	150	1	1	3	241	3.3%	-16	8	1	12.5%	21:00	191	32
16	Ville Peltonen	116	14	28	42	26	3	0	2	194	7.2%	-7	3	1	33.3%	14:14	58	24
95	Matt Duchene	66	13	29	42	24	5	0	1	136	9.6%	-4	695	390	56.1%	16:53	40	22
24	Eric Nystrom	185	29	11	40	95	0	3	3	207	14.0%	-31	24	7	29.2%	13:29	350	90
15	Rem Murray	92	14	22	36	30	1	2	1	139	10.1%	0	889	432	48.6%	17:00	24	10
64	Mikael Granlund	79	18	17	35	32	4	1	4	159	11.3%	-10	189	90	47.6%	17:37	60	62
48/16	Cal O'Reilly	85	11	24	35	10	2	0	1	74	14.9%	5	910	419	46.0%	14:59	8	22
27	Jason York	141	6	28	34	116	2	0	1	187	3.2%	9	1	0	0.0%	20:35	107	22
51	Francis Bouillon	195	8	24	32	112	1	0	3	171	4.7%	-3	0	0	0.0%	18:47	398	212
19	Andrew Brunette	77	11	20	31	26	7	0	1	65	16.9%	-10	8	4	50.0%	13:13	13	10
52	Matt Irwin	195	6	25	31	82	0	0	1	250	2.4%	14	0	0	0.0%	13:48	326	242
39	Marian Cisar	73	13	17	30	57	6	0	1	115	11.3%	-12	1	1	100.0%	12:56	65	18
28	Ryan Jones	87	14	14	28	40	4	0	1	116	12.1%	4	11	1	9.1%	11:06	126	34
7	Scottie Upshall	77	11	17	28	52	1	0	4	111	9.9%	13	21	8	38.1%	10:09	65	15
25	Viktor Stalberg	95	10	18	28	50	0	0	2	141	7.1%	-14	4	2	50.0%	12:24	109	35
4	Ville Koistinen	86	7	21	28	32	3	0	3	102	6.9%	13	1	0	0.0%	15:52	82	53
20/67	Miikka Salomaki	167	12	15	27	76	0	0	2	172	7.0%	-2	22	9	40.9%	11:04	380	98
38	Ryan Hartman	85	13	13	26	58	0	0	4	146	8.9%	3	21	5	23.8%	13:31	88	34
37/5	Greg Zanon	230	7	19	26	100	0	0	1	138	5.1%	19	0	0	0.0%	18:58	411	611
15	Petr Tenkrat	58	8	16	24	28	0	1	2	82	9.8%	-4	7	2	28.6%	12:00	34	4
7	Yannick Weber	223	6	18	24	73	0	0	2	224	2.7%	9	0	0	0.0%	12:20	220	158
56/41	Taylor Beck	85	11	12	23	26	3	0	3	126	8.7%	-6	19	11	57.9%	12:47	78	39
64	Victor Bartley	112	1	22	23	55	0	0	0	68	1.5%	2	0	0	0.0%	15:36	195	165
81	Mike Sillinger	31	10	12	22	14	3	0	1	80	12.5%	0	542	307	56.6%	18:34	23	13
7	Jonathon Blum	91	7	15	22	20	1	0	2	69	10.1%	-7	0	0	0.0%	16:30	69	151
23	Martin Gelinas	57	9	11	20	20	0	1	1	110	8.2%	5	22	11	50.0%	14:07	50	12
16	Darcy Hordichuk	172	9	11	20	313	0	0	2	92	9.8%	6	1	0	0.0%	5:28	279	10
37	Rich Peverley	73	7	13	20	23	0	0	2	94	7.4%	0	307	147	47.9%	10:30	22	15
42	Joel Bouchard	116	5	15	20	83	0	0	0	138	3.6%	-21	0	0	0.0%	20:50	197	115
7	Greg de Vries	154	5	15	20	140	0	0	1	105	4.8%	-12	0	0	0.0%	17:07	142	167
6	Bob Boughner	141	5	14	19	234	0	0	1	91	5.5%	-19	0	0	0.0%	18:00	440	158
2/83	Anthony Bitetto	114	2	17	19	86	0	0	1	78	2.6%	-2	1	1	100.0%	12:10	194	122
20	Jamie Howard	63	6	12	18	44	4	0	1	124	4.8%	-24	0	0	0.0%	16:12	80	35
18	Mark Mowers	85	5	13	18	16	0	0	0	79	6.3%	-6	577	267	46.3%	10:00	62	14
32	Cale Hulse	225	3	15	18	370	0	0	2	245	1.2%	-34	0	0	0.0%	19:23	432	34
28	Jeremy Stenvenson	100	10	7	17	225	3	0	0	104	9.6%	-3	12	2	16.7%	8:40	88	3
9	Greg Classen	90	7	10	17	48	1	1	0	52	13.5%	-6	649	284	43.8%	10:10	93	19
16	Rich Clune	106	7	9	16	279	0	0	2	75	9.3%	-4	2	0	0.0%	8:51	294	15
28	Denny Lambert	76	5	11	16	218	1	0	0	66	7.6%	-3	1	1	100.0%	10:20	57	17
10	Clarke Wilm	82	5	11	16	36	0	0	0	108	4.6%	-11	339	171	50.4%	11:58	32	4
18	Brandon Yip	59	6	9	15	46	0	0	0	64	9.4%	-3	26	10	38.5%	11:36	83	16
21	Peter Forsberg	17	2	13	15	16	1	0	1	36	5.6%	5	267	127	47.6%	19:36	19	4
23	Blair Atcheynum	53	8	6	14	16	2	0	1	70	11.4%	-10	5	2	40.0%	14:54	28	26
41	Richard Lintner	83	4	10	14	44	1	0	0	139	2.9%	-4	0	0	0.0%	13:47	92	41
8	Craig Millar	62	3	11	14	34	0	0	1	52	5.8%	-5	1	0	0.0%	16:30	60	39
27	John Slaney	46	2	12	14	14	0	0	1	84	2.4%	-12	0	0	0.0%	20:39	54	49
35	Pekka Rinne	659	1	13	14	56	0	0	2	50.0%	--	--	--	--	--	--	--	--
63	Josef Vasicek	38	4	9	13	29	0	0	0	47	8.5%	1	307	153	49.8%	13:11	23	11
17	Jan Hlavac	18	3	10	13	8	0	0	2	29	10.3%	9	6	0	0.0%	16:29	13	4
57	Dante Fabbro	68	6	6	12	38	1	0	0	97	6.2%	-8	0	0	0.0%	18:39	57	91
46	Andrei Kostitsyn	19	4	8	12	10	2	0	2	29	13.8%	7	1	0	0.0%	14:56	31	1
5	Blake Geoffrion	42	6	5	11	24	0	0	1	36	16.7%	1	240	113	47.1%	9:22	37	14



ALL-TIME STATISTICS

#	PLAYER	GP	G	A	PTS	PIM	PP	SH	GWG	S	S%	+/-	TF	FW	F0%	TOI/G	H	BS
26	Bubba Berenzweig	37	3	7	10	14	0	0	1	35	8.6%	-4	1	0	0.0%	14:08	27	0
46	Pontus Aberg	52	3	7	10	12	0	0	2	51	5.9%	6	11	5	45.5%	11:27	25	9
21	Derek Roy	26	1	9	10	2	0	0	0	35	2.9%	0	244	117	48.0%	13:31	3	10
19	Bobby Butler	20	3	6	9	4	0	0	0	28	10.7%	-2	1	0	0.0%	11:23	7	2
55	Shane O'Brien	80	2	7	9	83	0	0	0	50	4.0%	1	0	0	0.0%	17:07	164	80
25	Alexei Emelin	76	1	8	9	40	0	0	0	59	1.7%	9	0	0	0.0%	16:53	181	109
29	Tomas Vokoun	383	0	9	9	111	0	0	0	1	0.0%	--	--	--	--	--	--	--
42	Andrew Hutchinson	18	4	4	8	4	2	0	1	24	16.7%	1	0	0	0.0%	16:43	5	0
41	Jed Ortmeier	53	4	4	8	32	0	1	0	72	5.6%	-8	12	6	50.0%	12:24	66	23
12	Cody Hodgson	39	3	5	8	6	0	0	2	65	4.6%	2	98	46	46.9%	10:44	25	6
89/32	Frederick Gaudreau	84	3	5	8	4	0	0	1	65	4.6%	2	474	229	48.3%	9:01	34	31
53/17	Chris Mueller	37	2	6	8	8	0	0	1	33	6.1%	-5	301	150	49.8%	9:42	34	17
14	Steve Dubinsky	26	5	2	7	10	0	0	0	42	11.9%	-2	270	152	56.3%	15:54	53	22
55	Cody McLeod	61	5	2	7	172	0	0	0	30	16.7%	-4	1	0	0.0%	7:23	171	23
53/18/10	Mike Santorelli	54	3	4	7	16	0	0	1	90	3.3%	-20	172	78	45.3%	11:55	20	15
42	Antti Pihlstrom	54	2	5	7	10	1	0	0	89	2.2%	-2	1	0	0.0%	11:24	101	16
20	Anton Volchenkov	46	0	7	7	14	0	0	0	35	0.0%	4	0	0	0.0%	13:11	93	48
12	Reid Simpson	52	5	1	6	125	0	0	0	24	20.8%	-5	6	3	50.0%	5:25	36	3
13	Olli Jokinen	48	3	3	6	26	0	0	0	83	3.6%	2	187	74	39.6%	13:31	52	14
32	Yakov Trenin	21	2	4	6	9	0	0	0	25	8.0%	1	4	3	75.0%	9:44	46	9
38	Jack Hillen	55	2	4	6	20	0	0	0	51	3.9%	6	0	0	0.0%	14:04	42	65
44/52	Alexander Sulzer	53	1	5	6	18	0	0	0	45	2.2%	-1	1	1	100.0%	15:39	40	57
11	Brian Boyle	26	5	0	5	16	1	0	2	42	11.9%	-1	128	67	52.3%	12:44	57	14
46	Wyatt Smith	29	4	1	5	2	0	1	0	29	13.8%	1	316	171	54.1%	10:58	5	0
38	Dave Scatchard	16	3	2	5	17	0	0	0	25	12.0%	3	81	42	51.9%	10:42	18	3
14	Dustin Boyd	18	3	2	5	4	0	0	1	32	9.4%	1	105	61	58.1%	12:11	20	8
14	Ramzi Abid	13	1	4	5	13	0	0	0	12	8.3%	-3	1	0	0.0%	10:51	14	2
18/5	Michael Del Zotto	25	1	4	5	8	0	0	0	26	3.8%	-4	1	0	0.0%	16:18	28	28
24	Jarred Tinordi	28	1	4	5	34	0	0	0	20	5.0%	-1	0	0	0.0%	16:37	71	36
5	Barret Jackman	73	1	4	5	76	0	0	1	64	1.6%	1	0	0	0.0%	13:51	100	86
2	Dan Kezmer	40	0	5	5	40	0	0	0	33	0.0%	-5	0	0	0.0%	17:18	42	48
75	Hal Gill	55	0	5	5	20	0	0	0	24	0.0%	1	0	0	0.0%	15:20	55	77
27	Jukka Hentunen	10	2	2	4	0	0	0	1	12	16.7%	0	0	0	0.0%	12:46	10	0
14	Oleg Petrov	17	2	2	4	2	0	0	0	37	5.4%	-4	1	1	100.0%	16:20	5	4
26	Harry Zolnierczyk	24	2	2	4	10	0	0	0	19	10.5%	-2	19	8	42.1%	8:52	25	11
33	J.J. Daigneault	35	2	2	4	38	1	0	1	38	5.3%	-4	1	1	100.0%	20:47	45	29
26	Matt Hendricks	44	2	2	4	54	0	0	0	53	3.8%	-5	26	14	53.8%	11:33	92	28
32	Jeff Daniels	9	1	3	4	2	0	0	0	8	12.5%	-1	1	0	0.0%	10:56	9	0
19	Jim McKenzie	61	1	3	4	88	0	0	0	10	10.0%	-13	3	2	66.7%	6:14	24	0
23	Jamie Allison	67	0	4	4	121	0	0	0	22	0.0%	-13	3	2	66.7%	11:34	80	14
3	Wade Belak	92	0	4	4	130	0	0	0	27	0.0%	-2	0	0	0.0%	4:46	87	12
74/1	Juse Saros	119	0	4	4	0	0	0	0	0	0.0%	--	--	--	--	--	--	--
7	Jeff Nelson	9	2	1	3	2	0	0	0	8	25.0%	-1	138	76	55.1%	16:09	4	0
40	David Gosselin	13	2	1	3	11	0	0	0	14	14.3%	-5	0	0	0.0%	8:46	7	0
15	Kris Beech	5	1	2	3	0	0	0	0	6	16.7%	1	81	44	54.3%	14:40	1	2
49	Samuel Girard	5	1	2	3	2	0	0	0	8	12.5%	-3	0	0	0.0%	16:55	3	6
24	Brandon Bochenski	8	1	2	3	0	0	0	0	9	11.1%	2	0	0	0.0%	9:01	2	0
40	Marek Svatos	9	1	2	3	2	0	0	0	17	5.9%	1	0	0	0.0%	11:14	4	3
42	Mikko Lehtonen	15	1	2	3	8	0	0	0	14	7.1%	0	0	0	0.0%	14:36	9	19
17	Wayne Simmonds	17	1	2	3	9	0	0	0	21	4.8%	4	1	0	0.0%	12:27	24	7
20	Nathan Perrott	23	1	2	3	79	0	0	1	7	14.3%	-1	1	0	0.0%	4:53	26	0
36	Zac Rinaldo	23	1	2	3	20	0	0	1	11	9.1%	1	5	1	20.0%	7:07	47	8
12	Andreas Thuresson	25	1	2	3	6	0	0	0	32	3.1%	-6	12	3	25.0%	10:00	50	6
41	Brent Gilchrist	41	1	2	3	14	0	0	0	41	2.4%	-11	25	8	32.0%	10:46	3	2
17	Patrick Cote	91	1	2	3	312	0	0	0	29	3.4%	-14	0	0	0.0%	4:28	56	7
30	Chris Mason	146	1	2	3	8	0	0	0	1	0.0%	--	--	--	--	--	--	--
19	Brendan Witt	17	0	3	3	68	0	0	0	13	0.0%	5	0	0	0.0%	17:29	46	23
42/36	Robert Schnabel	22	0	3	3	34	0	0	0	10	0.0%	6	0	0	0.0%	13:48	49	0
37	Denis Grebeshkov	4	1	1	2	6	0	0	0	4	25.0%	0	0	0	0.0%	16:28	5	4
23	Zach Boychuk	5	1	1	2	4	0	0	0	8	12.5%	1	0	0	0.0%	13:42	3	0



ALL-TIME STATISTICS

#	PLAYER	GP	G	A	PTS	PIM	PP	SH	GWG	S	S%	+/-	TF	FW	F0%	TOI/G	H	BS
21	Simon Moser	6	1	1	2	2	0	0	0	7	14.3%	0	0	0	0.0%	10:08	5	1
11	Eeli Tolvanen	7	1	1	2	0	0	0	5	20.0%	2	0	0	0	0.0%	12:46	6	3
18	Niclas Bergfors	11	1	1	2	2	0	0	1	11	9.1%	-2	0	0	0.0%	8:04	0	5
9	Sergei Zholtok	11	1	1	2	0	0	0	0	17	5.9%	-2	122	66	54.1%	11:41	1	0
19	Mike Watt	18	1	1	2	8	0	0	1	18	5.6%	-2	2	1	50.0%	11:02	22	7
8	Stu Grimson	30	1	1	2	76	0	0	5	20.0%	0	0	0	0	0.0%	6:08	23	7
45	Jason Morgan	6	0	2	2	2	0	0	0	6	0.0%	0	15	11	73.3%	10:06	7	0
50	Daniel Bang	8	0	2	2	0	0	0	0	13	0.0%	-2	0	0	0.0%	12:54	12	0
34	Shane Hnidy	9	0	2	2	10	0	0	0	12	0.0%	3	0	0	0.0%	18:11	9	0
4	Jay More	18	0	2	2	18	0	0	0	24	0.0%	2	0	0	0.0%	16:30	34	9
23	Brian McGrattan	32	0	2	2	61	0	0	0	10	0.0%	-1	0	0	0.0%	5:23	30	3
8	Petter Granberg	37	0	2	2	23	0	0	0	16	0.0%	1	0	0	0.0%	12:37	65	35
30	Carter Hutton	75	0	2	2	2	0	0	0	0	0.0%	--	--	--	--	--	--	--
1	Mike Dunham	217	0	2	2	14	0	0	0	0	0.0%	--	--	--	--	--	--	--
24	Reid Boucher	3	1	0	1	0	0	0	0	3	33.3%	1	0	0	0.0%	8:42	1	0
26	Mark Arcobello	4	1	0	1	0	0	0	0	3	33.3%	0	3	2	66.7%	10:35	3	0
46	Kevin Henderson	4	1	0	1	0	0	0	0	3	33.3%	-1	0	0	0.0%	14:42	3	1
14	Jon Sim	4	1	0	1	0	0	0	0	3	33.3%	0	14	5	35.7%	9:18	4	0
26	Daniel Carr	11	1	0	1	4	0	0	0	14	7.1%	-5	1	0	0.0%	10:20	8	10
20/41	Simon Gamache	18	1	0	1	0	1	0	0	8	12.5%	-9	20	11	55.0%	8:00	5	0
6	Stan Neckar	1	0	1	1	0	0	0	0	0	0.0%	2	0	0	0.0%	14:59	0	0
34	Wade Flaherty	1	0	1	1	0	0	0	0	0	0.0%	--	--	--	--	--	--	--
46	Matt Donovan	2	0	1	1	2	0	0	0	1	0.0%	0	0	0	0.0%	7:24	0	3
8	Doug Friedman	2	0	1	1	14	0	0	0	3	0.0%	0	0	0	0.0%	7:00	2	0
72	Joonas Rask	2	0	1	1	0	0	0	0	0	0.0%	-1	0	0	0.0%	8:01	0	0
34	Sheldon Brookbank	3	0	1	1	12	0	0	0	3	0.0%	0	0	0	0.0%	8:16	2	2
36	Sean Haggerty	3	0	1	1	0	0	0	0	2	0.0%	1	0	0	0.0%	8:35	4	0
24	Brad Hunt	3	0	1	1	0	0	0	0	2	0.0%	1	0	0	0.0%	17:13	0	2
25	Matt Carle	6	0	1	1	0	0	0	0	2	0.0%	-1	0	0	0.0%	13:09	3	5
27	Derek Grant	6	0	1	1	5	0	0	0	6	0.0%	-2	52	28	53.8%	8:41	2	4
20	Todd Warriner	6	0	1	1	4	0	0	0	6	0.0%	-1	5	3	60.0%	11:16	6	1
36	Niklas Andersson	7	0	1	1	0	0	0	0	7	0.0%	0	0	0	0.0%	12:50	1	0
28/5	Tomas Kloucek	8	0	1	1	12	0	0	0	1	0.0%	4	0	0	0.0%	10:53	17	0
11	PA Parenteau	8	0	1	1	0	0	0	0	14	0.0%	-2	1	0	0.0%	12:34	9	1
25	Mathieu Olivier	8	0	1	1	4	0	0	0	6	0.0%	1	0	0	0.0%	7:33	17	1
14	Nick Tarnasky	11	0	1	1	17	0	0	0	6	0.0%	1	0	0	0.0%	5:38	14	6
73	Jere Karalahti	15	0	1	1	12	0	0	0	8	0.0%	-1	0	0	0.0%	18:45	54	13
4	Vitaly Vishnevski	15	0	1	1	10	0	0	0	6	0.0%	1	0	0	0.0%	10:02	27	10
22	Scott Hannan	29	0	1	1	20	0	0	0	20	0.0%	-11	0	0	0.0%	19:30	29	47
39	Marek Mazanec	31	0	1	1	0	0	0	0	0	0.0%	--	--	--	--	--	--	--
39	Anders Lindback	38	0	1	1	0	0	0	0	1	0.0%	--	--	--	--	--	--	--
39	Dan Ellis	110	0	1	1	6	0	0	0	0	0.0%	--	--	--	--	--	--	--
40	Mike Farrell	1	0	0	0	0	0	0	0	0	0.0%	0	0	0	0.0%	5:08	0	0
28	Patrick Leahy	1	0	0	0	0	0	0	0	0	0.0%	0	0	0	0.0%	5:46	0	0
17	Mike Liambas	1	0	0	0	0	0	0	0	0	0.0%	-1	0	0	0.0%	4:42	1	0
36	Peter Olvecky	1	0	0	0	0	0	0	0	0	0.0%	0	0	0	0.0%	7:53	0	0
16	Rem Pitlick	1	0	0	0	2	0	0	0	0	0.0%	0	0	0	0.0%	9:43	0	0
47	Libor Pivko	1	0	0	0	0	0	0	0	2	0.0%	0	0	0	0.0%	6:50	0	0
21	Corey Potter	1	0	0	0	0	0	0	0	0	0.0%	0	0	0	0.0%	14:44	0	1
90	Anthony Richard	1	0	0	0	0	0	0	0	2	0.0%	-2	0	0	0.0%	5:46	0	1
12	Yves Sarault	1	0	0	0	0	0	0	0	0	0.0%	0	0	0	0.0%	5:15	0	0
23	Trevor Smith	1	0	0	0	0	0	0	0	0	0.0%	0	8	0	0.0%	7:20	0	2
21	Zack Stortini	1	0	0	0	7	0	0	0	1	0.0%	0	0	0	0.0%	4:53	1	0
65	Ryan Thang	1	0	0	0	0	0	0	0	0	0.0%	0	0	0	0.0%	8:32	0	0
27	Pascal Trepanier	1	0	0	0	0	0	0	0	1	0.0%	0	0	0	0.0%	9:55	0	0
29	Mark Van Guilder	1	0	0	0	0	0	0	0	0	0.0%	0	0	0	0.0%	8:27	0	0
49	Michael Leighton	1	0	0	0	0	0	0	0	0	0.0%	--	--	--	--	--	--	--
31	Mark Dekanich	1	0	0	0	0	0	0	0	0	0.0%	--	--	--	--	--	--	--
45	Magnus Hellberg	1	0	0	0	0	0	0	0	0	0.0%	--	--	--	--	--	--	--
28	Steve Begin	2	0	0	0	4	0	0	0	2	0.0%	-2	0	0	0.0%	9:49	5	0



ALL-TIME STATISTICS

#	PLAYER	GP	G	A	PTS	PIM	PP	SH	GWG	S	S%	+/-	TF	FW	F0%	TOI/G	H	BS
32	Mathieu Darche	2	0	0	0	0	0	0	0	1	0.0%	-1	0	0	0.0%	6:39	2	0
7	Stefan Elliott	2	0	0	0	0	0	0	0	2	0.0%	-1	0	0	0.0%	13:31	2	2
49	Rory Fitzpatrick	2	0	0	0	2	0	0	0	0	0.0%	-2	0	0	0.0%	9:47	1	0
54	Darren Haydar	2	0	0	0	0	0	0	0	1	0.0%	-1	0	0	0.0%	8:54	0	0
47	Matt Henderson	2	0	0	0	2	0	0	0	0	0.0%	-1	0	0	0.0%	6:23	4	0
50	Vladislav Kamenev	2	0	0	0	2	0	0	0	1	0.0%	-1	13	6	46.2%	10:04	1	1
15	Josh Langfeld	2	0	0	0	0	0	0	0	5	0.0%	0	0	0	0.0%	9:48	2	0
15	Matthew Lombardi	2	0	0	0	0	0	0	0	6	0.0%	-1	29	16	55.2%	14:50	0	0
20	John Namestnikov	2	0	0	0	2	0	0	0	3	0.0%	0	0	0	0.0%	15:48	5	0
39	Domenic Pittis	2	0	0	0	2	0	0	0	1	0.0%	0	6	1	16.7%	5:00	0	0
16	Timofei Shishkanov	2	0	0	0	0	0	0	0	0	0.0%	-1	0	0	0.0%	6:32	1	0
50	Petr Sykora	2	0	0	0	0	0	0	0	2	0.0%	-1	11	5	45.5%	8:19	0	0
2	Rob Zetterli	2	0	0	0	2	0	0	0	0	0.0%	-2	0	0	0.0%	16:16	5	0
40	Devan Dubnyk	2	0	0	0	0	0	0	0	0	0.0%	--	--	--	--	--	--	--
31	Brian Finley	2	0	0	0	0	0	0	0	0	0.0%	--	--	--	--	--	--	--
3	Steven Santini	2	0	0	0	2	0	0	0	1	0.0%	1	0	0	0.0%	9:33	3	0
16	Phillip Di Giuseppe	3	0	0	0	0	0	0	0	4	0.0%	-1	0	0	0.0%	11:41	5	3
21	Triston Grant	3	0	0	0	9	0	0	0	2	0.0%	-1	0	0	0.0%	7:14	5	1
14	Brett Hauer	3	0	0	0	6	0	0	0	2	0.0%	-3	0	0	0.0%	10:29	3	0
47	Joe Fiskula	3	0	0	0	2	0	0	0	2	0.0%	0	0	0	0.0%	13:36	2	2
12	Brad Smyth	3	0	0	0	6	0	0	0	5	0.0%	-1	0	0	0.0%	9:54	1	0
22	Korbinian Holzer	3	0	0	0	2	0	0	0	4	0.0%	-1	0	0	0.0%	13:08	7	11
14	Rich Brennan	4	0	0	0	2	0	0	0	0	0.0%	0	0	0	0.0%	14:31	8	0
26	Phil Crowe	4	0	0	0	10	0	0	0	1	0.0%	0	0	0	0.0%	4:06	5	0
28	Linus Klasan	4	0	0	0	0	0	0	0	4	0.0%	-3	0	0	0.0%	12:53	1	1
58	Cameron Mann	4	0	0	0	0	0	0	0	5	0.0%	-2	0	0	0.0%	5:53	0	0
5	Adam Pardy	4	0	0	0	6	0	0	0	4	0.0%	-1	0	0	0.0%	11:00	3	3
45/73	Alexandre Carrier	5	0	0	0	2	0	0	0	5	0.0%	3	0	0	0.0%	10:37	3	1
48	Jonas Andersson	5	0	0	0	2	0	0	0	4	0.0%	-2	0	0	0.0%	9:06	5	0
17	Patrick Eaves	5	0	0	0	0	0	0	0	2	0.0%	-3	0	0	0.0%	9:46	5	1
28	Kyle Wilson	5	0	0	0	0	0	0	0	2	0.0%	-1	1	0	0.0%	8:09	7	1
24	Ben Guite	6	0	0	0	4	0	0	0	5	0.0%	-3	34	15	44.1%	8:30	14	4
35	Jan Lasak	6	0	0	0	2	0	0	0	0	0.0%	--	--	--	--	--	--	--
42	Pavel Skrbek	8	0	0	0	6	0	0	0	2	0.0%	-1	0	0	0.0%	11:12	4	0
26	Wade Brookbank	9	0	0	0	38	0	0	0	1	0.0%	-4	0	0	0.0%	3:28	4	0
35	Eric Fichaud	9	0	0	0	0	0	0	0	0	0.0%	--	--	--	--	--	--	--
38	Alexandre Boikov	10	0	0	0	15	0	0	0	4	0.0%	-1	0	0	0.0%	6:45	24	3
5	Brad Bombardir	13	0	0	0	4	0	0	0	9	0.0%	1	0	0	0.0%	19:03	7	0
32/4/2	Teemu Laakso	17	0	0	0	10	0	0	0	9	0.0%	-3	0	0	0.0%	10:45	14	12
74	Brantt Myhres	20	0	0	0	28	0	0	0	1	0.0%	-5	0	0	0.0%	3:48	8	0
16	Cody Bass	26	0	0	0	36	0	0	0	12	0.0%	-2	23	12	52.2%	7:21	40	12
33/16	Marc Moro	27	0	0	0	75	0	0	0	11	0.0%	-5	0	0	0.0%	9:49	59	7



ALL-TIME STATISTICS

#	GOALTENDER	GP	MINS	GAA	W	L	T	OTL	SO	GA	SA	SV%	G	A	PIM
35	Pekka Rinne	659	38103	2.42	359	201	0	74	58	1536	18561	.917	1	13	56
29	Tomas Vokoun	383	21789	2.55	161	159	35	11	21	922	10579	.913	0	9	111
1	Mike Dunham	217	12494	2.74	81	104	24	0	8	567	6274	.910	0	2	14
30	Chris Mason	146	7600	2.68	59	50	1	12	12	339	3777	.910	1	2	8
74/1	Juuse Saros	119	6628	2.56	55	36	0	16	11	283	3459	.918	0	4	0
39	Dan Ellis	110	5909	2.64	49	42	0	8	10	260	2958	.912	0	1	6
30	Carter Hutton	75	4074	2.55	33	23	0	12	4	173	1920	.910	0	2	2
39	Anders Lindback	38	1923	2.53	16	13	0	2	2	81	940	.914	0	1	0
39	Marek Mazanec	31	1654	2.98	8	13	0	4	2	82	784	.895	0	1	0
35	Eric Fichaud	9	447	3.22	0	6	0	0	0	24	229	.895	0	0	0
35	Jan Lasak	6	267	4.04	0	4	0	0	0	18	143	.874	0	0	2
40	Devan Dubnyk	2	124	4.36	0	1	0	1	0	9	60	.850	0	0	0
31	Brian Finley	2	107	5.62	0	1	0	0	0	10	54	.815	0	0	0
31	Mark Dekanich	1	50	3.60	0	0	0	0	0	3	25	.880	0	0	0
34	Wade Flaherty	1	51	4.70	0	1	0	0	0	4	27	.852	0	1	0
45	Magnus Hellberg	1	12	4.92	0	0	0	0	0	1	4	.750	0	0	0
49	Michael Leighton	1	20	6.07	0	0	0	0	0	2	10	.800	0	0	0





ALL-TIME LEADERBOARD

SKATERS

CAREER		SINGLE SEASON		
GAMES PLAYED	TOTAL	GAMES PLAYED	YEAR	TOTAL
David Legwand	956	49 tied with		82
Shea Weber	763			
Martin Erat	723			
Craig Smith	661			
Roman Josi	632			
GOALS	TOTAL	GOALS	YEAR	TOTAL
David Legwand	210	Viktor Arvidsson	2018-19	34
Filip Forsberg	166	Filip Forsberg	2015-16	33
Shea Weber	166	Jason Arnott	2008-09	33
Martin Erat	163	Filip Forsberg	2016-17	31
Craig Smith	162	Viktor Arvidsson	2016-17	31
		James Neal	2015-16	31
		Paul Kariya	2005-06	31
		Steve Sullivan	2005-06	31
ASSISTS	TOTAL	ASSISTS	YEAR	TOTAL
David Legwand	356	Paul Kariya	2005-06	54
Martin Erat	318	Paul Kariya	2006-07	52
Roman Josi	304	Ryan Johansen	2018-19	50
Shea Weber	277	Roman Josi	2019-20	49
Kimmo Timonen	222	J-P Dumont	2008-09	49
POINTS	TOTAL	POINTS	YEAR	TOTAL
David Legwand	566	Paul Kariya	2005-06	85
Martin Erat	481	Paul Kariya	2006-07	76
Shea Weber	443	J-P Dumont	2007-08	72
Roman Josi	413	Jason Arnott	2007-08	72
Filip Forsberg	353	Steve Sullivan	2005-06	68
PIM	TOTAL	PIM	YEAR	TOTAL
Jordin Tootoo	725	Patrick Cote	1998-99	242
Scott Hartnell	626	Denny Lambert	1998-99	218
Shea Weber	568	Rich Clune	2013-14	166
David Legwand	474	Darcy Hordichuk	2005-06	163
Scott Walker	465	Drake Berehowsky	1998-99	140

GOALTENDERS

CAREER		SINGLE SEASON		
GAMES PLAYED	TOTAL	GAMES PLAYED	YEAR	TOTAL
Pekka Rinne	659	Pekka Rinne	2011-12	73
Tomas Vokoun	383	Tomas Vokoun	2003-04	73
Mike Dunham	217	Tomas Vokoun	2002-03	69
Chris Mason	146	Pekka Rinne	2015-16	66
Juuse Saros	119	Pekka Rinne	2014-15	64
		Pekka Rinne	2010-11	64
MINUTES	TOTAL	MINUTES	YEAR	TOTAL
Pekka Rinne	38103	Tomas Vokoun	2003-04	4221
Tomas Vokoun	21788	Pekka Rinne	2011-12	4169
Mike Dunham	12495	Tomas Vokoun	2002-03	3974
Chris Mason	7599	Pekka Rinne	2015-16	3895
Juuse Saros	6627	Pekka Rinne	2014-15	3851
SHUTOUTS	TOTAL	SHUTOUTS	YEAR	TOTAL
Pekka Rinne	58	Pekka Rinne	2017-18	8
Tomas Vokoun	21	Pekka Rinne	2009-10	7
Chris Mason	12	Pekka Rinne	2008-09	7
Juuse Saros	11	Pekka Rinne	2010-11	6
Dan Ellis	10	Pekka Rinne	2007-08	6
GAA (min. 52 GP)	TOTAL	GAA (min. 26 GP)	YEAR	TOTAL
Pekka Rinne	2.42	Pekka Rinne	2010-11	2.12
Tomas Vokoun	2.54	Pekka Rinne	2014-15	2.18
Carter Hutton	2.55	Tomas Vokoun	2002-03	2.20
Juuse Saros	2.56	Mike Dunham	2000-01	2.28
Dan Ellis	2.64	Pekka Rinne	2017-18	2.31
SV% (min. 52 GP)	TOTAL	SV% (min. 26 GP)	YEAR	TOTAL
Juuse Saros	.918	Pekka Rinne	2010-11	.930
Pekka Rinne	.917	Pekka Rinne	2017-18	.927
Tomas Vokoun	.913	Juuse Saros	2017-18	.925
Dan Ellis	.912	Chris Mason	2006-07	.925
Chris Mason	.910	Dan Ellis	2007-08	.924
Carter Hutton	.910			
Mike Dunham	.910			
WINS	TOTAL	WINS	YEAR	TOTAL
Pekka Rinne	359	Pekka Rinne	2011-12	43
Tomas Vokoun	161	Pekka Rinne	2017-18	42
Mike Dunham	81	Pekka Rinne	2014-15	41
Chris Mason	59	Tomas Vokoun	2005-06	36
Juuse Saros	55	Pekka Rinne	2015-16	34
		Tomas Vokoun	2003-04	34



SEASON LEADERS

SEASON	GOALS		ASSISTS		POINTS		PIM
1998-99	Sergei Krivokrasov	25	Cliff Ronning	35	Cliff Ronning	53	Patrick Cote 242
1999-00	Cliff Ronning	26	Cliff Ronning	36	Cliff Ronning	62	Bob Boughner 97
2000-01	Scott Walker	25	Cliff Ronning	43	Cliff Ronning	62	Cale Hulse 128
2001-02	Denis Arhipov	20	Cliff Ronning	31	Cliff Ronning	49	Cale Hulse 121
2002-03	Andreas Johansson	20	Kimmo Timonen	34	David Legwand	48	Cale Hulse 121
2003-04	Scott Walker	25	Scott Walker	42	Scott Walker	67	Jordin Tootoo 137
2005-06	Kariya/Sullivan	31	Paul Kariya	54	Paul Kariya	85	Darcy Hordichuk 163
2006-07	Arnott/Legwand	27	Paul Kariya	52	Paul Kariya	76	Jordin Tootoo 116
2007-08	J-P Dumont	29	Jason Arnott	44	Arnott/Dumont	72	Jordin Tootoo 100
2008-09	Jason Arnott	33	J-P Dumont	49	J-P Dumont	65	Jordin Tootoo 124
2009-10	Patric Hornqvist	30	Steve Sullivan	34	Hornqvist/Sullivan	51	Wade Belak 58
2010-11	Sergei Kostitsyn	23	Ryan Suter	35	Erat/Kostitsyn	50	Shane O'Brien 83
2011-12	Patric Hornqvist	27	Erat/Suter	39	Martin Erat	58	Jordin Tootoo 92
2012-13	David Legwand	12	Shea Weber	19	Shea Weber	28	Rich Clune 113
2013-14	Craig Smith	24	Shea Weber	33	Shea Weber	56	Rich Clune 166
2014-15	Filip Forsberg	26	Mike Ribeiro	47	Filip Forsberg	63	Shea Weber 72
2015-16	Filip Forsberg	33	Roman Josi	47	Filip Forsberg	64	Barret Jackman 76
2016-17	Arvidsson/Forsberg	31	Ryan Johansen	47	Arvidsson/Johansen	61	Austin Watson 99
2017-18	Viktor Arvidsson	29	P.K. Subban	43	Filip Forsberg	64	Austin Watson 123
2018-19	Viktor Arvidsson	34	Ryan Johansen	50	Ryan Johansen	64	P.K. Subban 60
2019-20	Filip Forsberg	21	Roman Josi	49	Roman Josi	65	Austin Watson 65

SEASON	PPG		SHG		GWG		SHOTS
1998-99	Sergei Krivokrasov	10	Greg Johnson	3	Sergei Krivokrasov	6	Cliff Ronning 239
1999-00	Patric Kjellberg	9	Tom Fitzgerald	3	Three tied with	3	Cliff Ronning 248
2000-01	Scott Walker	9	Scott Walker	3	Four tied with	4	Cliff Ronning 237
2001-02	Andy Delmore	11	Vitali Yachmenev	2	Denis Arhipov	6	Andy Delmore 175
2002-03	Andy Delmore	14	Legwand/Skrastins	1	Andy Delmore	6	Scott Hartnell 221
2003-04	Walker/Zidlicky	9	Greg Johnson	4	David Legwand	5	Kimmo Timonen 180
2005-06	Paul Kariya	14	Johnson/Sullivan	4	Scott Hartnell	8	Paul Kariya 245
2006-07	Jason Arnott	12	Steve Sullivan	3	David Legwand	7	Paul Kariya 224
2007-08	Jason Arnott	13	Nichol/Smithson	2	J-P Dumont	8	Jason Arnott 248
2008-09	Shea Weber	10	David Legwand	3	Jason Arnott	5	Shea Weber 251
2009-10	Patric Hornqvist	10	Jerred Smithson	2	Patric Hornqvist	8	Patric Hornqvist 275
2010-11	Martin Erat	7	David Legwand	2	Patric Hornqvist	5	Patric Hornqvist 265
2011-12	Shea Weber	10	Shea Weber	2	Mike Fisher	7	Hornqvist/Weber 230
2012-13	Patric Hornqvist	4	Gabriel Bourque	1	Three tied	2	Shea Weber 124
2013-14	Shea Weber	12	Nystrom/Spaling	1	Patric Hornqvist	6	Patric Hornqvist 248
2014-15	Mike Fisher	7	Four tied	1	Forsberg/Neal	6	Craig Smith 252
2015-16	Shea Weber	14	Seven tied	1	Craig Smith	6	James Neal 268
2016-17	Fisher/Josi	7	Viktor Arvidsson	5	Filip Forsberg	9	Viktor Arvidsson 246
2017-18	Filip Forsberg	13	Austin Watson	4	Arvidsson/Forsberg	6	Roman Josi 253
2018-19	Filip Forsberg	7	Arvidsson/Forsberg	2	Viktor Arvidsson	7	Roman Josi 274
2019-20	Filip Forsberg	7	Calle Jarnkrok	2	Granlund/Turris	4	Roman Josi 260



SEASON LEADERS

SEASON	SHOOTING %	POINTS (DEFENSEMAN)	+/- RATING	AVERAGE TOI
1998-99	Andrew Brunette 16.9	Jamie Heward 18	Rob Valicevic +4	Joel Bouchard 22:34
1999-00	Patric Kjellberg 17.8	Kimmo Timonen 33	Vitali Yachmenev +5	Drake Berehowsky 22:40
2000-01	Scott Walker 15.7	Kimmo Timonen 25	Mark Eaton +7	Kimmo Timonen 23:11
2001-02	Denis Arhipov 16.9	Kimmo Timonen 42	Scott Hartnell +5	Kimmo Timonen 24:12
2002-03	Andreas Johansson 16.1	Kimmo Timonen 40	Jason York +13	Kimmo Timonen 22:24
2003-04	Scott Walker 15.9	Marek Zidlicky 53	Mark Eaton +16	Kimmo Timonen 23:52
2005-06	Steve Sullivan 16.1	Kimmo Timonen 50	Scottie Upshall +14	Dan Hamhuis 22:33
2006-07	Alexander Radulov 18.8	Kimmo Timonen 55	David Legwand +23	Kimmo Timonen 21:50
2007-08	J-P Dumont 15.1	Marek Zidlicky 43	Jason Arnott +19	Dan Hamhuis 22:43
2008-09	Jason Arnott 16.8	Shea Weber 53	Greg Zanon +8	Ryan Suter 24:15
2009-10	Jerred Smithson 16.7	Shea Weber 43	Patric Hornqvist +18	Ryan Suter 23:58
2010-11	Sergei Kostitsyn 24.7	Shea Weber 48	Ryan Suter +20	Shea Weber 25:19
2011-12	Marin Erat 17.8	Shea Weber 49	Shea Weber +21	Ryan Suter 26:30
2012-13	Colin Wilson 26.9	Shea Weber 28	Bourque/Fisher +6	Shea Weber 25:55
2013-14	Nick Spaling 15.3	Shea Weber 56	Craig Smith +16	Shea Weber 26:54
2014-15	Mike Fisher 17.1	Roman Josi 55	Colin Wilson +19	Roman Josi 26:28
2015-16	Eric Nystrom 25.9	Roman Josi 61	James Neal +27	Roman Josi 25:29
2016-17	Mike Fisher 15.0	Roman Josi 49	Ryan Ellis +17	Roman Josi 25:04
2017-18	Scott Hartnell 15.9	P.K. Subban 59	Filip Forsberg +27	Roman Josi 24:28
2018-19	Viktor Arvidsson 17.4	Roman Josi 56	Bonino/Ekholm +27	Roman Josi 25:10
2019-20	Bonino/Sissons 17.3	Roman Josi 65	Roman Josi +22	Roman Josi 25:47

SEASON	HITS	BLOCKED SHOTS
1998-99	Bob Boughner 233	Drake Berehowsky 109
1999-00	Bob Boughner 207	Berehowsky/Skrastins 110
2000-01	Cale Hulse 232	Karlis Skrastins 160
2001-02	Karlis Skrastins 161	Karlis Skrastins 137
2005-06	Darcy Hordichuk 150	Mark Eaton 170
2006-07	Shea Weber 165	Greg Zanon 189
2007-08	Dan Hamhuis 162	Greg Zanon 176
2008-09	Shea Weber 192	Greg Zanon 237
2009-10	Shea Weber 165	Kevin Klein 147
2010-11	Shea Weber 211	Kevin Klein 173
2011-12	Shea Weber 177	Kevin Klein 151
2012-13	Rich Clune 159	Shea Weber 90
2013-14	Shea Weber 169	Shea Weber 173
2014-15	Shea Weber 166	Roman Josi 209
2015-16	Shea Weber 169	Roman Josi 185
2016-17	Mike Fisher 160	Ryan Ellis 137
2017-18	Austin Watson 187	Roman Josi 120
2018-19	Sissons/Watson 109	Ryan Ellis 154
2019-20	Austin Watson 131	Roman Josi 108

Note: Hits and blocked shots were not kept during the 2002-03 and 2003-04 seasons.



SEASON LEADERS

SEASON	GAA (min. 26 GP)	WINS	SV% (min. 26 GP)	SHUTOUTS
1998-99	Tomas Vokoun 2.95	Mike Dunham 16	Dunham/Vokoun .908	Dunham/Vokoun 1
1999-00	Tomas Vokoun 2.78	Mike Dunham 19	Mike Dunham .908	Tomas Vokoun 1
2000-01	Mike Dunham 2.28	Mike Dunham 21	Mike Dunham .923	Mike Dunham 4
2001-02	Mike Dunham 2.61	Mike Dunham 23	Mike Dunham .906	Mike Dunham 3
2002-03	Tomas Vokoun 2.20	Tomas Vokoun 25	Tomas Vokoun .918	Tomas Vokoun 3
2003-04	Tomas Vokoun 2.53	Tomas Vokoun 34	Tomas Vokoun .909	Tomas Vokoun 3
2005-06	Tomas Vokoun 2.67	Tomas Vokoun 36	Tomas Vokoun .919	Tomas Vokoun 4
2006-07	Chris Mason 2.38	Tomas Vokoun 27	Chris Mason .925	Mason/Vokoun 5
2007-08	Dan Ellis 2.34	Dan Ellis 23	Dan Ellis .924	Dan Ellis 6
2008-09	Pekka Rinne 2.38	Pekka Rinne 29	Pekka Rinne .917	Pekka Rinne 7
2009-10	Pekka Rinne 2.53	Pekka Rinne 32	Pekka Rinne .911	Pekka Rinne 7
2010-11	Pekka Rinne 2.12	Pekka Rinne 33	Pekka Rinne .930	Pekka Rinne 6
2011-12	Pekka Rinne 2.39	Pekka Rinne 43	Pekka Rinne .923	Pekka Rinne 5
2012-13	Pekka Rinne 2.43	Pekka Rinne 15	Pekka Rinne .910	Pekka Rinne 5
2013-14	Carter Hutton 2.62	Carter Hutton 20	Carter Hutton .910	Mazanec/Rinne 2
2014-15	Pekka Rinne 2.18	Pekka Rinne 41	Pekka Rinne .923	Pekka Rinne 4
2015-16	Pekka Rinne 2.48	Pekka Rinne 34	Pekka Rinne .908	Pekka Rinne 4
2016-17	Pekka Rinne 2.42	Pekka Rinne 31	Pekka Rinne .923	Pekka Rinne 3
2017-18	Pekka Rinne 2.31	Pekka Rinne 42	Pekka Rinne .927	Pekka Rinne 8
2018-19	Pekka Rinne 2.42	Pekka Rinne 30	Pekka Rinne .918	Pekka Rinne 4
2019-20	Juuse Saros 2.70	Pekka Rinne 18	Juuse Saros .914	Juuse Saros 4



Pekka Rinne



Tomas Vokoun



MULTI-POINT/MULTI-GOAL GAMES

PREDATORS ALL-TIME MULTI-POINT GAMES

ALL-TIME MULTI-POINT GAMES

PLAYER	TWO-POINT	THREE-POINT	FOUR-POINT	FIVE-POINT	TOTAL
David Legwand	98	20	2	0	120
Martin Erat	87	20	3	0	110
Roman Josi	85	9	1	1	96
Shea Weber	75	14	1	0	90
Filip Forsberg	63	19	1	0	83

SINGLE-SEASON LEADERS, MULTI-POINT GAMES

TWO-POINT	THREE-POINT	FOUR-POINT	FIVE-POINT	TOTAL
Paul Kariya (2005-06) 19	Steve Sullivan (2006-07) 6	Matt Cullen (2013-14) 2	Roman Josi (2017-18) 1	Paul Kariya (2005-06) 25
Viktor Arvidsson (2017-18) 18	Patric Hornqvist (2009-10) 5	Steve Sullivan (2003-04) 2	J-P Dumont (2009-10) 1	Paul Kariya (2006-07) 21
Steve Sullivan (2005-06) 16	Paul Kariya (2006-07) 5	34 tied with	Marek Zidlicky (2003-04) 1	Steve Sullivan (2005-06) 20
Martin Erat (2011-12) 15	David Legwand (2006-07) 5		Dan Hamhuis (2003-04) 1	Viktor Arvidsson (2017-18) 18
Jason Arnott (2007-08) 15	Paul Kariya (2005-06) 5			Filip Forsberg (2017-18) 18
Paul Kariya (2006-07) 15	Marek Zidlicky (2005-06) 5			Ryan Johansen (2016-17) 18
	Scott Walker (2003-04) 5			J-P Dumont (2007-08) 18

PREDATORS ALL-TIME MULTI-GOAL GAMES

ALL-TIME MULTI-GOAL GAMES

PLAYER	TWO-GOAL	THREE-GOAL	FOUR-GOAL	TOTAL
David Legwand	22	2		24
Filip Forsberg	17	6		23
Craig Smith	19	1		20
Viktor Arvidsson	14	2		16
Jason Arnott	14	2		16
Shea Weber	14	1		15

SINGLE-SEASON LEADERS, MULTI-GOAL GAMES

TWO-GOAL	THREE-GOAL	FOUR-GOAL	TOTAL
Viktor Arvidsson (2018-19) 6	Filip Forsberg (2016-17) 2	Eric Nystrom (2013-14) 1	Viktor Arvidsson (2018-19) 7
Filip Forsberg (2018-19) 5	Filip Forsberg (2015-16) 2		Filip Forsberg (2018-19) 6
Craig Smith (2013-14) 5	34 tied with	1	Jason Arnott (2008-09) 6
Patric Hornqvist (2009-10) 5			Paul Kariya (2005-06) 6
Jason Arnott (2008-09) 5			Filip Forsberg (2017-18) 5
Jason Arnott (2006-07) 5			Viktor Arvidsson (2016-17) 5
Scott Hartnell (2006-07) 5			Filip Forsberg (2015-16) 5
Paul Kariya (2005-06) 5			James Neal (2015-16) 5
12 tied with 4			Craig Smith (2013-14) 5
			Patric Hornqvist (2009-10) 5
			Jason Arnott (2006-07) 5
			Scott Hartnell (2006-07) 5
			David Legwand (2006-07) 5
			Steve Sullivan (2005-06) 5



1998-99 NHL SEASON


TEAM INFORMATION	COACHING STAFF	POSTSEASON	HOME UNIFORM	ROAD UNIFORM
RECORD: 28-47-7 (63 points) STANDING: 4th Central, 12th West NHL SEASON: First GENERAL MANAGER: David Poile CAPTAIN: Tom Fitzgerald	HEAD COACH: Barry Trotz ASSISTANT COACH: Paul Gardner ASSISTANT COACH: Brent Peterson GOALTENDING COACH: Mitch Korn	DID NOT QUALIFY		

PLAYER	GP	G	A	PTS	PIM	
Cliff Ronning	PHX	7	2	5	7	2
	NSH	72	18	35	53	40
	TOTAL	79	20	40	60	42
Greg Johnson		68	16	34	50	24
Sergei Krivokrasov		70	25	23	48	42
Sebastien Bordeleau		72	16	24	40	26
Scott Walker		71	15	25	40	103
Tom Fitzgerald		80	13	19	32	48
Patric Kjellberg		71	11	20	31	24
Andrew Brunette		77	11	20	31	26
Jamie Heward		63	6	12	18	44
Vitali Yachmenev		55	7	10	17	10
Drake Berehowsky		74	2	15	17	140
Denny Lambert		76	5	11	16	218
Joel Bouchard		64	4	11	15	60
Blair Atcheynum	NSH	53	8	6	14	16
John Slaney		46	2	12	14	14
Bob Boughner		79	3	10	13	137
Kimmo Timonen		50	4	8	12	30
Jan Vopat		55	5	6	11	28
Ville Peltonen		14	5	5	10	2
Darren Turcotte		40	4	5	9	16
Robert Valicevic		19	4	2	6	2
Mark Mowers		30	0	6	6	4
J.J. Daigneault	NSH	35	2	2	4	38
Jeff Daniels		9	1	3	4	2
Jeff Nelson		9	2	1	3	2
Patrick Cole		70	1	2	3	242
Jay More		18	0	2	2	18
Doug Friedman		2	0	1	1	14
Karlis Skrastins		2	0	1	1	0
Dan Keczer	DAL	22	0	1	1	22
	NSH	16	0	0	0	16
	TOTAL	38	0	1	1	34
David Legwand		1	0	0	0	0
Matt Henderson		2	0	0	0	2
Patr Sykora		2	0	0	0	0
Rob Zettler		2	0	0	0	2
Brad Smyth		3	0	0	0	6
Greg de Vries	NSH	6	0	0	0	4

GOALTENDER	GP	MINS	GAA	W	L	T	SO	GA	SV%	G	A	PIM
Tomas Vokoun	37	1954	2.95	12	18	4	1	96	.908	0	1	6
Mike Dunham	44	2472	3.08	16	23	3	1	127	.908	0	0	4
Eric Fichaud	9	447	3.22	0	6	0	0	24	.895	0	0	0
Chris Mason	3	69	5.22	0	0	0	0	6	.864	0	0	0
TOTALS	82	4964	3.15	28	47	7	2	261	.904	0	1	10

No.	DATE	OPP.	SCORE	RESULT	GF	GA
1	Oct. 10	FLA	0-1	L	0	1
2	Oct. 13	CAR	3-2	W	3	1
3	Oct. 17	@OTT	1-3	L	4	6
4	Oct. 19	@TOR	2-2	T	6	8
5	Oct. 21	@DET	2-5	L	8	13
6	Oct. 23	CGY	3-4	L	11	17
7	Oct. 24	@CHI	4-5	L	15	22
8	Oct. 27	VAN	5-4	W	20	26
9	Oct. 31	COL	3-2	W	23	28
10	Nov. 4	@EDM	2-3	L	25	31
11	Nov. 6	@CGY	2-1	W	27	32
12	Nov. 7	@VAN	3-5	L	30	37
13	Nov. 10	@SJS	4-2	W	34	39
14	Nov. 12	@LAK	3-1	W	37	40
15	Nov. 14	@STL	1-5	L	38	45
16	Nov. 17	CHI	1-2	L	39	47
17	Nov. 19	STL	3-2	W	42	49
18	Nov. 21	NYI	3-6	L	45	55
19	Nov. 24	@STL	0-4	L	45	59
20	Nov. 25	CGY	4-3	W	49	62
21	Nov. 27	ANA	3-1	W	52	63
22	Nov. 29	@NVR	1-5	L	53	68
23	Dec. 1	OTT	1-3	L	54	71
24	Dec. 5	BUF	1-3	L	55	74
25	Dec. 8	EDM	3-3	T	58	77
26	Dec. 10	SJS	2-1	W	60	78
27	Dec. 12	MTL	2-2	T	62	80
28	Dec. 16	@ANA	1-6	L	63	86
29	Dec. 17	@SJS	1-3	L	64	89
30	Dec. 19	@VAN	6-4	W	70	93
31	Dec. 23	DET	5-3	W	75	96
32	Dec. 25	WSH	3-1	W	78	97
33	Dec. 28	@DAL	0-1	L	78	98
34	Dec. 30	BOS	2-5	L	80	103
35	Jan. 1	STL	5-6	L	85	109
36	Jan. 2	@CAR	1-4	L	86	113
37	Jan. 4	ANA	2-1	W	88	114
38	Jan. 7	SJS	3-4	L	91	118
39	Jan. 9	CHI	3-3	T	94	121
40	Jan. 11	@PHI	0-8	L	94	129
41	Jan. 14	@DET	1-2	OTL	95	131
42	Jan. 15	PHX	2-0	W	97	131
43	Jan. 18	@BOS	1-8	L	98	139
44	Jan. 19	VAN	4-1	W	102	140
45	Jan. 21	TBL	2-3	L	104	143
46	Jan. 26	DET	1-4	L	105	147
47	Jan. 28	@BUF	4-2	W	109	149
48	Jan. 30	@NDJ	3-2	W (OT)	112	151
49	Jan. 31	PHX	1-5	L	113	156
50	Feb. 4	@CGY	2-2	T	115	158
51	Feb. 5	@EDM	2-4	L	117	162
52	Feb. 9	DET	2-5	L	119	167
53	Feb. 12	@NYI	2-1	W	121	168
54	Feb. 13	PIT	2-3	OTL	123	171
55	Feb. 15	NVR	4-7	L	127	178
56	Feb. 19	COL	4-4	T	131	182
57	Feb. 20	@STL	4-3	W	135	185
58	Feb. 23	DAL	3-4	L	138	189
59	Feb. 24	@DAL	2-1	W	140	193
60	Feb. 27	@COL	1-3	L	141	198
61	March 2	STL	1-5	L	142	198
62	March 4	@LAK	4-3	W	146	201
63	March 5	@ANA	2-3	L	148	204
64	March 7	@PHX	3-4	L	151	208
65	March 10	@CHI	2-5	L	153	213
66	March 12	CHI	5-3	W	158	216
67	March 14	EDM	3-1	W	161	217
68	March 16	CGY	2-4	L	163	221
69	March 18	@MTL	2-3	L	165	224
70	March 20	@PIT	1-1	T	166	225
71	March 24	@TBL	3-0	W	169	225
72	March 26	@FLA	1-4	L	170	229
73	March 28	DAL	1-3	L	170	232
74	March 30	@WSH	3-2	W	173	234
75	April 1	PHI	1-2	L	174	236
76	April 3	LAK	3-2	W	177	238
77	April 7	@COL	1-4	L	178	242
78	April 9	@PHX	4-3	W	182	245
79	April 12	LAK	3-4	L	185	249
80	April 14	@DET	2-4	L	187	253
81	April 15	@CHI	2-4	L	189	257
82	April 17	NJD	1-4	L	190	261

1998-99 NASHVILLE PREDATORS





1999-00 NHL SEASON

TEAM INFORMATION	COACHING STAFF	POSTSEASON	HOME UNIFORM	ROAD UNIFORM
RECORD: 28-40-(7)-7 (70 points) STANDING: 4th Central, 13th West NHL SEASON: Second GENERAL MANAGER: David Poile CAPTAIN: Tom Fitzgerald	HEAD COACH: Barry Trotz ASSISTANT COACH: Paul Gardner ASSISTANT COACH: Brent Peterson GOALTENDING COACH: Mitch Korn	DIID NOT QUALIFY		

PLAYER	GP	G	A	PTS	PIM	
Cliff Ronning	82	26	36	62	34	
Patric Kjellberg	82	23	23	46	14	
Greg Johnson	82	11	33	44	40	
Kimmo Timonen	51	8	25	33	26	
Vitali Yachmenev	68	16	16	32	12	
Drake Berehowsky	79	12	20	32	87	
David Legwand	71	13	15	28	30	
Scott Walker	69	7	21	28	90	
Ville Pelttonen	79	6	22	28	22	
Sergei Krivokrasov	NSH	63	9	17	26	40
Robert Valicevic	80	14	11	25	21	
Randy Robitaille	69	11	14	25	10	
Sebastien Bordeleau	60	10	13	23	30	
Tom Fitzgerald	82	13	9	22	66	
Bill Houlder	TBL	14	1	2	3	2
	TBL	57	2	12	14	24
TOTAL	71	3	14	17	26	
Craig Millar	57	3	11	14	28	
Karlis Skrastins	59	5	6	11	20	
Mark Mowers	41	4	5	9	10	
Bob Boughner	NSH	62	2	4	6	97
Richard Lintner	33	1	5	6	22	
Joel Bouchard	NSH	52	1	4	5	23
Dan Keczer	24	0	5	5	28	
David Gosselin	10	2	1	3	6	
Niklas Andersson	NSH	7	0	1	1	0
Darren Turcotte	9	0	1	1	4	
Bubba Berenzweig	2	0	0	0	0	
Alexandre Boikov	2	0	0	0	2	
John Namestnikov	2	0	0	0	2	
Marian Cisar	3	0	0	0	4	
Phil Crowe	4	0	0	0	10	
Jan Vopat	6	0	0	0	6	
Marco Moro	8	0	0	0	40	
Patrick Cote	21	0	0	0	70	

GOALTENDER	GP	MIN	GAA	W	L	T	SO	GA	SV%	G	A	PIM
Tomas Vokoun	33	1879	2.78	9	20	1	1	87	.904	0	1	8
Mike Dunham	52	3077	2.85	19	27	6	0	146	.908	0	0	6
TOTALS	82	4986	2.89	28	47	7	1	240	.904	0	1	14

No.	DATE	OPP.	SCORE	RESULT	GF	GA
1	Oct. 2	LAK	0-2	L	0	2
2	Oct. 5	COL	2-3	L	2	5
3	Oct. 10	@CHI	3-3	T	5	8
4	Oct. 11	@TOR	4-2	W	9	10
5	Oct. 14	SJS	1-5	L	10	15
6	Oct. 16	DAL	3-2	W	13	17
7	Oct. 20	@BUF	4-3	W	17	20
8	Oct. 23	EDM	4-3	W	21	23
9	Oct. 28	@SJS	2-3	L	23	26
10	Oct. 30	@VAN	1-4	L	24	34
11	Oct. 31	@EDM	2-4	L	26	34
12	Nov. 3	@CGY	4-5	L	30	39
13	Nov. 5	CHI	1-3	L	31	42
14	Nov. 10	@CHI	4-2	W	35	44
15	Nov. 11	@OTT	2-1	W	37	45
16	Nov. 13	@PIT	2-6	L	39	51
17	Nov. 18	MTL	6-1	W	45	52
18	Nov. 20	VAN	1-3	L	46	55
19	Nov. 22	@STL	2-3	OTL	48	58
20	Nov. 24	BOS	2-5	L	50	63
21	Nov. 26	@WSH	0-1	L	50	64
22	Nov. 27	ANA	3-4	L	53	68
23	Nov. 30	PHX	3-6	L	56	74
24	Dec. 2	@STL	1-3	L	57	77
25	Dec. 4	DET	4-1	W	61	78
26	Dec. 6	@ATL	4-3	W (OT)	65	81
27	Dec. 8	@DET	3-6	L	68	87
28	Dec. 10	STL	2-4	L	70	91
29	Dec. 11	FLA	2-4	L	72	99
30	Dec. 14	@TBL	4-4	T	76	99
31	Dec. 15	@FLA	2-3	L	78	102
32	Dec. 17	COL	2-2	T	80	104
33	Dec. 19	@PHI	1-1	T	81	105
34	Dec. 21	@BOS	3-1	W	84	106
35	Dec. 23	STL	2-2	T	86	108
36	Dec. 26	@STL	3-2	W	89	110
37	Dec. 28	CAR	3-2	W	92	112
38	Dec. 30	ATL	6-0	W	98	112
39	Jan. 1	SJS	3-2	W	101	114
40	Jan. 5	@DAL	1-3	L	102	122
41	Jan. 6	@DET	2-5	L	104	122
42	Jan. 8	CHI	6-3	W	110	125
43	Jan. 11	@COL	2-4	L	112	129
44	Jan. 13	VAN	3-4	OTL	115	133
45	Jan. 15	PIT	4-2	W	119	135
46	Jan. 18	PHX	4-4	T	123	139
47	Jan. 21	@CGY	4-5	OTL	127	144
48	Jan. 23	@VAN	2-1	W	129	145
49	Jan. 24	@EDM	3-2	W (OT)	132	147
50	Jan. 27	LAK	2-6	L	134	153
51	Jan. 29	CGY	3-1	W	137	154
52	Jan. 31	@NVR	1-5	L	138	159
53	Feb. 2	@NYI	6-4	W	144	163
54	Feb. 3	@NJD	1-4	L	145	167
55	Feb. 10	BUF	1-2	OTL	146	169
56	Feb. 12	WSH	2-4	L	148	173
57	Feb. 15	EDM	1-3	L	149	175
58	Feb. 16	@DAL	0-3	L	149	178
59	Feb. 18	STL	1-2	L	150	180
60	Feb. 21	DAL	5-2	W	155	182
61	Feb. 23	@CHI	4-2	W	159	184
62	Feb. 26	TBL	2-3	L	161	187
63	Feb. 29	NJD	1-2	L	162	189
64	March 2	@SJS	3-4	L	165	193
65	March 4	@LAK	2-3	OTL	167	196
66	March 5	@ANA	0-1	L	167	197
67	March 7	CHI	3-1	W	170	198
68	March 10	DET	1-3	L	171	201
69	March 12	EDM	4-3	W	175	204
70	March 14	@DET	2-3	OTL	177	207
71	March 16	@COL	2-2	T	179	209
72	March 17	@PHX	4-3	W (OT)	183	212
73	March 19	@LAK	2-1	W (OT)	185	213
74	March 21	PHI	0-2	L	185	215
75	March 23	DET	3-6	L	188	221
76	March 25	CGY	1-2	L	189	223
77	March 28	NYI	3-2	W	192	225
78	March 29	@CAR	1-3	L	193	228
79	March 31	VAN	2-1	W	195	29
80	April 3	@ANA	1-3	L	196	232
81	April 5	@PHX	2-3	L	198	235
82	April 7	ANA	1-5	L	199	240

1999-2000 NASHVILLE PREDATORS





2000-01 NHL SEASON

TEAM INFORMATION

RECORD: 34-36-(9)-3 (80 points)
STANDING: 3rd Central, 10th West
NHL SEASON: Third
GENERAL MANAGER: David Poile
CAPTAIN: Tom Fitzgerald

COACHING STAFF

HEAD COACH: Barry Trotz
ASSISTANT COACH: Paul Gardner
ASSISTANT COACH: Brent Peterson
GOALTENDING COACH: Mitch Korn

POSTSEASON

DIID NOT QUALIFY

HOME UNIFORM



ROAD UNIFORM




PLAYER	GP	G	A	PTS	PIM	
Cliff Ronning	80	19	43	62	28	
Scott Walker	74	25	29	54	66	
Patric Kjellberg	81	14	31	45	12	
David Legwand	81	13	28	41	38	
Vitali Yachmenev	78	15	19	34	10	
Greg Johnson	82	15	17	32	46	
Marian Cisar	60	12	15	27	45	
Randy Robitaille	62	9	17	26	12	
Kimmo Timonen	82	12	13	25	50	
Drake Berehowsky	NSH	66	6	18	24	100
Tom Fitzgerald	82	9	9	18	71	
Bill Houlder	81	4	12	16	40	
Scott Hartnell	75	2	14	16	48	
Robert Valicevic	60	8	6	14	26	
Denis Arhipov	40	6	7	13	4	
Karlis Skrastins	82	1	11	12	30	
Mark Eaton	34	3	8	11	14	
Richard Lintner	50	3	5	8	22	
Cale Hulse	82	1	7	8	128	
Greg Classen	27	2	4	6	14	
Sebastien Bordeleau	NSH	14	2	3	5	14
Ville Peltonen	23	3	1	4	2	
Mike Watt	18	1	1	2	8	
Jeremy Stevenson	8	1	0	1	39	
Sean Haggerty	3	0	1	1	0	
Rory Fitzpatrick	2	0	0	0	2	
Bubba Berenzweig	5	0	0	0	0	
Craig Millar	NSH	5	0	0	0	6
Pavel Skrbek	5	0	0	0	4	
Marc Moro	6	0	0	0	12	
Alexandre Boikov	8	0	0	0	13	
Brantt Myres	NSH	20	0	0	0	28

GOALTENDER	GP	MIN	GAA	W	L	T	SO	GA	SV%	G	A	PIM
Tomas Vokoun	37	2088	2.44	13	17	5	2	85	.910	0	0	2
Mike Dunham	48	2810	2.28	21	21	4	4	107	.923	0	0	2
Chris Mason	1	59	2.05	0	1	0	0	2	.900	0	0	0
TOTALS	82	4984	2.41	34	39	9	6	200	.915	0	0	4

No.	DATE	OPP.	SCORE	RESULT	GF	GA
1	Oct. 7	@PIT	3-1	W	3	1
2	Oct. 8	PIT	1-3	L	4	4
3	Oct. 13	WSH	3-1	W	7	5
4	Oct. 14	CAR	2-1	W	9	6
5	Oct. 17	LAK	1-1	T	10	7
6	Oct. 19	@DET	2-1	W (OT)	12	8
7	Oct. 21	SJS	3-5	L	15	13
8	Oct. 24	VAN	4-4	T	19	17
9	Oct. 25	@COL	1-2	OTL	20	19
10	Oct. 27	FLA	3-3	T	23	22
11	Oct. 31	STL	2-4	L	25	26
12	Nov. 2	@PHI	3-1	W	28	27
13	Nov. 4	ANA	3-3	T	31	30
14	Nov. 7	@NYI	1-2	L	32	32
15	Nov. 8	@NJD	4-3	W	36	35
16	Nov. 11	@BOS	2-2	T	38	37
17	Nov. 15	@ATL	0-1	L	38	38
18	Nov. 16	CBJ	1-5	L	39	43
19	Nov. 18	DET	3-2	W	42	45
20	Nov. 20	@DET	3-6	L	45	52
21	Nov. 22	DAL	0-1	L	45	52
22	Nov. 24	STL	0-4	L	45	56
23	Nov. 26	@CAR	7-4	W	52	60
24	Nov. 28	CGY	6-1	W	58	61
25	Nov. 30	@CHI	3-0	W	61	61
26	Dec. 1	CHI	1-2	L	62	63
27	Dec. 4	@VAN	3-6	L	65	69
28	Dec. 6	@EDM	0-4	L	65	73
29	Dec. 7	@CGY	0-3	L	65	76
30	Dec. 10	@MIN	2-1	W	67	67
31	Dec. 12	PHI	2-2	T	69	79
32	Dec. 14	EDM	2-6	L	71	85
33	Dec. 16	CHI	0-3	L	71	88
34	Dec. 20	@TOR	3-1	W	74	89
35	Dec. 21	@MTL	2-4	L	76	93
36	Dec. 23	@NVR	3-2	W (OT)	79	95
37	Dec. 26	COL	5-2	W	84	97
38	Dec. 28	ANA	2-2	T	86	99
39	Dec. 29	@COL	1-3	L	87	102
40	Jan. 1	VAN	2-5	L	89	103
41	Jan. 4	@STL	4-2	W	93	109
42	Jan. 6	BUF	0-2	L	93	111
43	Jan. 8	@VAN	1-2	L	94	113
44	Jan. 10	@EDM	5-2	W	99	115
45	Jan. 11	@CGY	1-2	L	100	117
46	Jan. 13	@SJS	5-3	W	105	120
47	Jan. 16	EDM	1-2	L	106	122
48	Jan. 17	@DAL	3-4	OTL	109	126
49	Jan. 19	BOS	1-0	W (OT)	110	126
50	Jan. 21	STL	3-1	W	113	127
51	Jan. 23	ATL	4-3	W	117	130
52	Jan. 24	@DET	3-4	L	120	134
53	Jan. 27	COL	1-5	L	121	139
54	Jan. 29	@PHX	5-2	W	126	141
55	Jan. 31	@ANA	3-0	W	129	141
56	Feb. 1	@LAK	6-4	W	135	145
57	Feb. 8	CBJ	3-1	W	138	146
58	Feb. 10	@CBJ	2-3	L	140	149
59	Feb. 13	DAL	1-2	L	141	151
60	Feb. 16	SJS	0-2	L	141	153
61	Feb. 19	TBL	3-2	W	144	154
62	Feb. 20	DET	3-3	T	147	158
63	Feb. 21	@WSH	1-2	L	148	160
64	Feb. 24	MIN	2-1	W	150	161
65	Feb. 27	LAK	1-2	L	151	163
66	March 1	CBJ	2-5	L	153	168
67	March 4	NVR	5-2	W	158	170
68	March 6	@PHX	1-5	L	159	175
69	March 8	@LAK	1-4	L	160	179
70	March 10	@SJS	3-0	W	163	179
71	March 11	@ANA	0-1	OTL	163	180
72	March 15	@CHI	2-3	L	165	183
73	March 17	PHX	4-1	W	169	184
74	March 19	@CBJ	2-1	W	171	185
75	March 21	@MIN	0-0	T	171	185
76	March 22	@CHI	2-1	W (OT)	173	186
77	March 24	OTT	0-4	L	173	190
78	March 29	PHX	4-3	W (OT)	177	193
79	March 31	MIN	4-1	W	181	194
80	April 4	@DAL	1-5	L	182	199
81	April 5	CGY	4-0	W	186	199
82	April 7	@STL	0-1	L	186	200

2000-01 NASHVILLE PREDATORS





2001-02 NHL SEASON

TEAM INFORMATION

RECORD: 28-41-(13)-0 (69 points)
STANDING: 4th Central, 13th West
NHL SEASON: Fourth
GENERAL MANAGER: David Poile
CAPTAIN: Tom Fitzgerald (until 3/13)

COACHING STAFF

HEAD COACH: Barry Trotz
ASSISTANT COACH: Paul Gardner
ASSISTANT COACH: Brent Peterson
GOALTENDING COACH: Mitch Korn

POSTSEASON

DID NOT QUALIFY

HOME UNIFORM



ROAD UNIFORM



ALT. UNIFORM



PLAYER	GP	G	A	PTS	PIM	
Cliff Ronning	NSH	67	18	31	49	24
Greg Johnson		82	18	26	44	38
Denis Arkipov		82	20	22	42	16
Kimmo Timonen		82	13	29	42	28
Scott Hartnell		75	14	27	41	111
Andy Delmore		73	16	22	38	22
Vladimir Orszagh		79	15	21	36	56
Martin Erat		80	9	24	33	32
David Legwand		63	11	19	30	54
Vitali Yachmenev		75	11	16	27	14
Petr Tenkrat	ANA	9	0	0	0	6
	NSH	58	8	16	24	28
TOTAL		67	8	16	24	34
Karlis Skrastins		82	4	13	17	36
Tom Fitzgerald	NSH	63	7	9	16	33
Greg Klassen		55	5	6	11	30
Bubba Benzenzweig		26	3	7	10	14
Scott Walker		28	4	5	9	18
Jukka Hentunen	CGY	28	2	3	5	4
	NSH	10	2	2	4	0
TOTAL		38	4	5	9	4
Steve Dubinsky	CHI	3	1	0	1	4
	NSH	26	5	2	7	10
TOTAL		29	6	2	8	14
Mark Eaton		58	3	5	8	24
Bill Houlder		82	0	8	8	40
Reid Simpson	MTL	25	1	1	2	63
	NSH	26	5	0	5	69
TOTAL		51	6	1	7	132
Patric Kjellberg	NSH	12	1	3	4	6
Marian Cisar		10	1	2	3	8
Mark Mowers		14	1	2	3	2
Nathan Perrott		22	1	2	3	74
Stu Grimson		30	1	1	2	76
Jere Karalahti	LAK	30	0	0	1	29
	NSH	15	0	1	1	12
TOTAL		45	0	2	2	41
Cale Hulse		63	0	2	2	121
Adam Hall		1	0	1	1	0
Yves Sarault		1	0	0	0	0
Robert Schnabel		1	0	0	0	0
Pavel Skrbek		3	0	0	0	2
David Gosselin		3	0	0	0	5
Brett Hauer		3	0	0	0	6
Rich Brennan		4	0	0	0	2
Jeremy Stevenson		4	0	0	0	9
Jonas Andersson		5	0	0	0	2
Marc Moro	NSH	13	0	0	0	23

GOALTENDER	GP	MINS	GAA	W	L	T	SO	GA	SV%	G	A	PIM
Mike Dunham	58	3316	2.61	23	24	9	3	144	.906	0	2	2
Tomas Vokoun	29	1471	2.69	5	14	4	2	66	.903	0	2	2
Jan Lasak	3	177	4.40	0	3	0	0	13	.875	0	0	2
TOTALS	82	4995	2.76	28	41	13	5	230	.901	0	2	6

No.	DATE	OPP.	SCORE	RESULT	GF	GA
1	Oct. 5	@DAL	1-4	L	1	4
2	Oct. 6	STL	2-2	T	3	6
3	Oct. 11	CGY	1-0	W	4	6
4	Oct. 13	EDM	3-4	L	7	10
5	Oct. 16	@BUF	3-3	T	10	13
6	Oct. 18	CHI	3-5	L	13	18
7	Oct. 20	BOS	1-2	L	14	20
8	Oct. 22	@EDM	4-2	W	18	22
9	Oct. 23	@VAN	2-4	L	20	26
10	Oct. 25	@CGY	5-4	W (OT)	25	30
11	Oct. 27	DET	0-1	L	25	31
12	Oct. 30	MIN	2-4	L	27	35
13	Oct. 31	@MIN	6-4	W	33	39
14	Nov. 2	@DAL	0-3	L	33	42
15	Nov. 3	DAL	4-1	W	37	43
16	Nov. 8	@MTL	1-3	L	38	46
17	Nov. 10	@OTT	2-3	L	40	49
18	Nov. 13	BUF	4-1	W	44	50
19	Nov. 16	@ATL	4-4	T	48	54
20	Nov. 17	CBJ	3-2	W	51	56
21	Nov. 20	@DET	3-6	L	54	62
22	Nov. 21	CHI	4-3	W	58	65
23	Nov. 23	PIT	5-0	W	63	65
24	Nov. 27	@SJS	2-3	L	65	68
25	Nov. 29	@PHX	0-1	L	65	69
26	Dec. 1	@LAK	2-4	L	67	73
27	Dec. 2	@ANA	2-4	L	69	77
28	Dec. 6	OTT	4-2	W	73	79
29	Dec. 8	EDM	2-2	T	75	81
30	Dec. 11	LAK	1-1	T	76	82
31	Dec. 12	@WVR	4-2	W	80	84
32	Dec. 15	CHI	5-2	W	85	86
33	Dec. 20	VAN	6-2	W	91	88
34	Dec. 23	SJS	1-1	T	92	89
35	Dec. 26	TBL	0-1	L	92	90
36	Dec. 29	DET	3-2	W (OT)	95	92
37	Dec. 30	@STL	2-7	L	97	99
38	Jan. 1	COL	4-4	T	101	103
39	Jan. 3	@NJD	4-3	W	105	106
40	Jan. 4	@MIN	1-2	L	106	108
41	Jan. 6	@CBJ	3-4	L	109	112
42	Jan. 8	@TOR	1-4	L	112	116
43	Jan. 10	MIN	2-2	T	114	118
44	Jan. 12	ANA	2-1	W	116	119
45	Jan. 14	@ANA	3-5	L	119	124
46	Jan. 15	@LAK	0-2	L	119	126
47	Jan. 17	TOR	3-2	W (OT)	122	128
48	Jan. 19	CBJ	2-1	W	124	129
49	Jan. 21	PHX	0-1	L	124	130
50	Jan. 23	@CAR	2-2	T	126	132
51	Jan. 24	@PHI	3-2	W (OT)	129	134
52	Jan. 26	ANA	1-3	L	130	137
53	Jan. 28	@VAN	1-5	L	131	142
54	Jan. 30	@COL	5-2	W	136	144
55	Feb. 6	DAL	2-1	W	138	145
56	Feb. 8	WSH	3-3	T	141	148
57	Feb. 9	@CBJ	1-0	W (OT)	142	148
58	Feb. 12	FLA	1-0	W	143	148
59	Feb. 26	SJS	1-5	L	144	153
60	Feb. 28	@EDM	3-2	W	149	155
61	March 2	W	2-5	L	149	160
62	March 5	@SJS	2-0	W	151	160
63	March 7	@LAK	2-3	L	153	163
64	March 9	@FLA	2-2	T	155	165
65	March 10	@TBL	1-5	L	156	170
66	March 12	VAN	0-5	L	156	175
67	March 15	PHX	2-3	L	158	178
68	March 17	COL	4-5	L	162	183
69	March 19	@STL	1-5	L	163	188
70	March 21	NJD	3-4	L	166	192
71	March 23	MTL	5-1	W	171	193
72	March 25	DET	3-3	T	174	196
73	March 27	@CHI	1-4	L	175	200
74	March 28	@DET	3-3	T	178	203
75	March 30	STL	2-4	L	180	207
76	April 1	@COL	1-5	L	181	212
77	April 3	@CHI	3-1	W	184	213
78	April 4	@CBJ	1-2	L	185	215
79	April 6	CGY	3-1	W	188	216
80	April 9	@STL	2-3	L	190	219
81	April 11	W	2-5	L	192	224
82	April 14	@PHX	4-6	L	196	230

2001-02 NASHVILLE PREDATORS





2002-03 NHL SEASON

TEAM INFORMATION	COACHING STAFF	POSTSEASON	HOME UNIFORM	ROAD UNIFORM	ALT. UNIFORM
RECORD: 27-35-(13)-7 (74 points) STANDING: 4th Central, 13th West NHL SEASON: Fifth GENERAL MANAGER: David Poile CAPTAIN: Greg Johnson*	HEAD COACH: Barry Trotz ASSISTANT COACH: Paul Gardner ASSISTANT COACH: Brent Peterson GOALTENDING COACH: Mitch Korn	DID NOT QUALIFY			

PLAYER	GP	G	A	PTS	PIM	
David Legwand	64	17	31	48	34	
Kimmo Timonen	72	6	34	40	46	
Andreas Johansson	56	20	17	37	22	
Denis Arkipov	79	11	24	35	32	
Andy Delmore	71	18	16	34	28	
Scott Hartnell	82	12	22	34	101	
Scott Walker	60	15	18	33	58	
Vladimir Orszagh	78	16	16	32	38	
Rem Murray	NSH	32	6	6	12	4
	NSH	53	6	13	19	18
	TOTAL	85	12	19	31	22
Adam Hall	79	16	12	28	31	
Oleg Petrov	MTL	53	7	16	23	16
	NSH	17	2	2	4	2
	TOTAL	70	9	18	27	18
Vitali Yachmenev	62	5	15	20	12	
Jason York	74	4	15	19	52	
Greg Johnson	38	8	9	17	22	
Todd Warriner	YAN	30	4	6	10	22
	PHI	13	2	3	5	6
	NSH	6	0	1	1	4
	TOTAL	49	6	10	16	32
Clarke Wilm	82	5	11	16	36	
Karlis Skrstins	82	3	10	13	44	
Denis Pederson	43	4	6	10	39	
Mark Eaton	50	2	7	9	22	
Cale Hulse	80	2	6	8	121	
Martin Erat	27	1	7	8	14	
Vernon Fiddler	19	4	2	6	14	
Bill Houlder	82	2	4	6	46	
Brent Gilchrist	41	1	2	3	14	
Jon Sim	NSH	4	1	0	1	0
Scottie Upshall	8	1	0	1	0	
Wyatt Smith	11	1	0	1	0	
Wade Flaherty	1	0	1	1	0	
Reid Simpson	26	0	1	1	56	
Tomas Vokoun	69	0	1	1	28	
Brian Finley	1	0	0	0	0	
Nathan Perrott	NSH	1	0	0	0	5
Robert Schnabel	1	0	0	0	0	
Pascal Trepanier	NSH	1	0	0	0	0
Darren Hayder	2	0	0	0	0	
Domenic Pittis	2	0	0	0	2	
Tomas Kloucek	3	0	0	0	2	
Jan Lasak	3	0	0	0	0	
Bubba Berenzweig	NSH	4	0	0	0	2
Francis Bouillon	NSH	4	0	0	0	2
Cameron Mann	4	0	0	0	0	

GOALTENDER	GP	MINS	GAA	W	L	T	SO	GA	SV%	G	A	PIM
Tomas Vokoun	69	3974	2.20	25	31	11	3	146	.918	0	1	28
Mike Dunham	15	819	3.15	2	9	2	0	43	.892	0	0	0
Jan Lasak	3	90	3.32	0	1	0	0	5	.872	0	0	0
Brian Finley	1	47	3.86	0	0	0	0	3	.769	0	0	0
Wade Flaherty	1	51	4.70	0	1	0	0	4	.852	0	1	0
TOTALS	82	5015	2.46	27	42	13	3	206	.909	0	2	28

No.	DATE	OPP.	SCORE	RESULT	GF	GA
1	Oct. 11	@WSH	4-5	L	4	5
2	Oct. 12	EDM	2-3	L	6	8
3	Oct. 15	@NYI	2-4	OTL	9	12
4	Oct. 18	@NJD	2-3	OTL	11	15
5	Oct. 19	@NYR	2-2	T	13	17
6	Oct. 22	PHX	1-2	L	14	19
7	Oct. 24	SJS	1-2	L	15	21
8	Oct. 26	DET	3-1	W	18	22
9	Oct. 30	@STL	0-7	L	18	25
10	Nov. 2	@LAK	5-6	OTL	23	39
11	Nov. 3	@PHX	1-2	OTL	24	37
12	Nov. 6	@ANA	1-2	L	25	39
13	Nov. 7	@SJS	2-2	T	27	41
14	Nov. 10	@COL	4-3	W	31	44
15	Nov. 12	@DET	1-4	L	32	48
16	Nov. 14	COL	1-3	L	33	51
17	Nov. 16	CBJ	1-1	T	34	52
18	Nov. 17	@CHI	2-4	L	36	56
19	Nov. 21	@COL	1-1	T	37	57
20	Nov. 23	@MIN	2-4	L	39	61
21	Nov. 27	NJD	4-2	W	43	63
22	Nov. 29	NJD	1-2	L	44	65
23	Nov. 30	DAL	5-2	W	49	69
24	Dec. 3	CAR	1-2	L	50	67
25	Dec. 5	@LAK	3-2	W	53	71
26	Dec. 7	@SJS	4-2	W	57	73
27	Dec. 8	@ANA	0-3	L	57	76
28	Dec. 10	LAK	0-3	L	57	79
29	Dec. 12	STL	2-2	T	59	81
30	Dec. 14	MIN	3-1	W	62	82
31	Dec. 17	CAN	0-3	L	62	85
32	Dec. 19	VAN	1-3	L	63	88
33	Dec. 21	@TBL	2-2	T	65	90
34	Dec. 23	@FLA	3-2	W (OT)	68	92
35	Dec. 26	DAL	3-1	W	71	93
36	Dec. 28	DET	2-4	L	73	97
37	Dec. 30	OTT	3-2	W	76	99
38	Jan. 1	COL	3-7	L	79	106
39	Jan. 4	CHI	3-3	T	82	109
40	Jan. 6	@CBJ	5-1	W	89	110
41	Jan. 7	STL	2-1	W (OT)	89	111
42	Jan. 11	PHX	4-3	W (OT)	93	114
43	Jan. 12	@CHI	0-2	L	93	116
44	Jan. 14	@VAN	3-4	L	96	120
45	Jan. 16	@CGY	2-2	T	98	122
46	Jan. 18	@EDM	3-2	W (OT)	101	124
47	Jan. 21	VAN	3-2	W	104	126
48	Jan. 23	NYR	2-4	L	106	130
49	Jan. 25	TBL	3-2	W	109	132
50	Jan. 27	@BUF	5-1	W	114	133
51	Jan. 28	@BOS	1-2	L	115	135
52	Jan. 30	@CBJ	1-2	L	116	137
53	Feb. 4	@DET	5-5	T	121	142
54	Feb. 8	CBJ	3-2	W	124	144
55	Feb. 11	LAK	2-3	L	126	147
56	Feb. 13	NYI	2-0	W	128	147
57	Feb. 15	ANA	2-1	W	130	148
58	Feb. 17	BOS	5-1	W	135	149
59	Feb. 20	CGY	4-1	W	139	150
60	Feb. 22	@OTT	5-4	W	139	154
61	Feb. 23	@TOR	5-2	W	144	154
62	Feb. 25	CBJ	5-0	W	149	156
63	Feb. 27	PIT	6-0	W	155	156
64	March 1	CHI	5-4	W (OT)	160	160
65	March 4	@STL	1-2	OTL	161	162
66	March 6	MIN	2-2	T	163	164
67	March 7	@DAL	1-1	W	165	165
68	March 10	MTL	1-3	L	166	168
69	March 12	@PIT	2-2	T	168	170
70	March 14	@MIN	1-3	L	169	173
71	March 15	STL	0-1	L	169	174
72	March 17	EDM	3-5	L	172	179
73	March 18	@VAN	3-7	L	175	186
74	March 19	@CGY	1-1	T	176	187
75	March 20	@EDM	2-3	OTL	178	190
76	March 21	PHI	1-1	T	179	191
77	March 22	@CHI	1-4	L	180	195
78	March 29	ATL	2-3	L	182	198
79	March 31	@DET	0-3	L	182	201
80	April 1	ANA	0-1	OTL	183	203
81	April 4	@PHX	0-1	L	183	204
82	April 6	@DAL	0-2	L	183	206

* = Scott Walker served as captain from Jan. 12-27, 2003





2003-04 NHL SEASON

TEAM INFORMATION	COACHING STAFF	POSTSEASON	HOME UNIFORM	ROAD UNIFORM	ALT. UNIFORM
RECORD: 38-29-11 (4) (91 points) STANDING: 3rd Central, 8th West NHL SEASON: Sixth GENERAL MANAGER: David Poile CAPTAIN: Greg Johnson	HEAD COACH: Barry Trotz ASSOCIATE COACH: Brent Peterson ASSISTANT COACH: Peter Horachek GOALTENDING COACH: Mitch Korn	FIRST ROUND: Lost to Detroit, 4-2			

PLAYER	GP	G	A	PTS	PIM	
Steve Sullivan	CHI	56	15	28	43	36
	NSH	24	9	21	30	12
	TOTAL	80	24	49	73	48
Scott Walker	75	25	42	67	94	
	Marek Zidlicky	82	14	39	53	82
Martin Erat	76	16	33	49	38	
David Legwand	82	18	29	47	46	
Kimmo Timonen	77	12	32	44	52	
Vladimir Orszagh	82	16	21	37	74	
Scott Hartnell	59	18	15	33	87	
Greg Johnson	82	14	18	32	33	
Sergei Zholtok	MIN	59	13	16	29	19
	NSH	11	1	1	2	0
	TOTAL	70	14	17	31	19
Adam Hall	79	13	14	27	37	
Andreas Johansson	47	12	15	27	26	
Ban Hamhuis	80	7	19	26	57	
Denis Arkhipov	72	9	12	21	22	
Rem Murray	39	8	9	17	12	
Jason York	67	2	13	15	64	
Mark Eaton	75	4	9	13	26	
Jeremy Stevenson	MIN	3	0	0	0	2
	NSH	53	5	4	9	103
	TOTAL	56	5	4	9	105
Andrew Hutchinson	18	4	4	8	4	
Jordin Tootoo	70	4	4	8	137	
Shane Hnidy	OTT	37	0	5	5	72
	NSH	9	0	2	2	10
	TOTAL	46	0	7	7	82
Wyatt Smith	18	3	1	4	2	
Jim McKenzie	61	1	3	4	88	
Jason Morgan	CGY	13	0	2	2	2
	NSH	6	0	2	2	2
	TOTAL	19	0	4	4	4
Brad Bombardir	MIN	56	1	2	3	21
	NSH	13	0	0	0	4
	TOTAL	69	1	2	3	25
Robert Schnabel	20	0	3	3	34	
Jamie Allison	47	0	3	3	76	
Simon Gamahe	ATL	2	0	1	1	0
	NSH	7	1	0	1	0
	TOTAL	9	1	1	2	0
Tomas Vokoun	73	0	2	2	35	
Stan Neckar	NSH	1	0	1	1	0
Tomas Kloucek	NSH	5	0	1	1	10
Scottie Upshall	7	0	1	1	0	
Mathieu Darche	2	0	0	0	0	
Timofei Shishkanov	2	0	0	0	0	
Wade Brookbank	NSH	9	0	0	0	38
Vernon Fiddler	17	0	0	0	23	

GOALTENDER	GP	MINS	GAA	W	L	T	SO	GA	SV%	G	A	PIM
Tomas Vokoun	73	4221	2.53	34	29	10	3	178	.909	0	2	35
Chris Mason	17	744	2.18	4	4	1	1	27	.926	0	0	4
TOTALS	82	4999	2.60	38	33	11	4	217	.907	0	2	39

No.	DATE	OPP.	SCORE	RESULT	GF	GA
1	Oct. 9	ANA	3-1	W	3	1
2	Oct. 11	DAL	1-3	L	4	4
3	Oct. 16	STL	4-1	W	8	5
4	Oct. 18	CRJ	3-2	W	11	7
5	Oct. 19	@CHI	1-3	L	12	10
6	Oct. 23	@ATL	2-4	L	14	14
7	Oct. 25	COL	3-5	L	17	19
8	Oct. 28	@STL	0-1	L	17	20
9	Oct. 30	DET	5-3	W	22	23
10	Nov. 1	DAL	1-1	T	23	24
11	Nov. 2	@DAL	3-7	L	26	31
12	Nov. 5	VAN	3-4	L	29	35
13	Nov. 7	CHI	1-2	L	30	37
14	Nov. 8	@DET	4-3	W	34	40
15	Nov. 13	CGY	4-1	W	38	41
16	Nov. 15	NYI	4-3	W	42	44
17	Nov. 19	@LAK	0-3	L	42	47
18	Nov. 21	@ANA	4-3	W (OT)	46	50
19	Nov. 22	@SJS	1-3	L	47	53
20	Nov. 24	@COL	3-2	W	50	57
21	Nov. 26	CBJ	4-2	W	54	58
22	Nov. 28	@BOS	2-1	W	56	56
23	Nov. 29	BUF	4-1	W	60	59
24	Dec. 3	@CAR	2-1	W (OT)	62	60
25	Dec. 4	@CBJ	4-2	W	66	62
26	Dec. 6	@STL	1-4	L	67	66
27	Dec. 11	LAK	1-4	L	68	70
28	Dec. 13	FLA	2-2	T	70	72
29	Dec. 16	VAN	1-2	OTL	71	74
30	Dec. 18	@MIL	4-5	OTL	75	79
31	Dec. 20	DET	1-0	W	79	79
32	Dec. 22	PHX	3-3	T	82	82
33	Dec. 23	@MIN	3-3	T	82	85
34	Dec. 26	@DAL	1-2	L	83	87
35	Dec. 27	@PHX	3-1	W	86	88
36	Dec. 29	@SJS	2-5	L	88	93
37	Jan. 1	PIT	3-2	W	91	95
38	Jan. 3	NJD	3-2	W	94	97
39	Jan. 5	@DET	0-6	L	94	103
40	Jan. 6	@TOR	1-2	L	95	105
41	Jan. 8	COL	4-3	W (OT)	99	108
42	Jan. 10	STL	1-1	T	102	109
43	Jan. 12	@MIN	3-3	T	105	112
44	Jan. 13	LAK	0-0	T	105	112
45	Jan. 15	PHX	4-3	W	109	115
46	Jan. 17	EDM	2-1	W	111	116
47	Jan. 19	MIN	2-0	W	113	116
48	Jan. 22	@CGY	0-4	L	113	120
49	Jan. 24	@EDM	4-3	W	118	123
50	Jan. 25	@VAN	1-4	L	118	127
51	Jan. 29	@CBJ	6-4	W	124	131
52	Jan. 31	SJS	3-2	W (OT)	127	133
53	Feb. 3	DET	1-4	L	128	137
54	Feb. 5	TBL	2-5	L	130	142
55	Feb. 11	@CHI	2-5	L	132	147
56	Feb. 13	WSH	5-2	W	137	149
57	Feb. 15	EDM	2-2	T	139	151
58	Feb. 16	@CBJ	2-4	L	141	155
59	Feb. 18	SJS	7-3	W	148	158
60	Feb. 20	@ANA	4-3	W (OT)	151	160
61	Feb. 21	@PHX	8-2	W	159	162
62	Feb. 23	@LAK	0-3	L	159	165
63	Feb. 26	MIN	4-0	W	163	165
64	Feb. 28	NYR	2-1	W (OT)	165	166
65	March 1	CHI	2-2	T	167	168
66	March 3	@PHI	2-5	L	169	173
67	March 4	@PIT	9-4	W	178	177
68	March 6	@OTT	2-4	L	180	181
69	March 9	BOS	2-3	L	182	184
70	March 11	@STL	1-1	T	183	185
71	March 13	CGY	4-4	T	187	189
72	March 14	@DET	2-3	OTL	189	192
73	March 16	@VAN	2-2	T	191	194
74	March 19	@EDM	4-5	L	195	199
75	March 20	@CGY	3-1	W	198	200
76	March 23	ANA	1-4	L	199	204
77	March 25	@NYR	4-2	W	203	206
78	March 27	CBJ	2-3	OTL	205	209
79	March 30	CHI	5-2	W	210	211
80	April 1	@CHI	3-1	L	213	212
81	April 3	STL	1-4	L	214	216
82	April 4	@COL	2-1	W (OT)	216	217





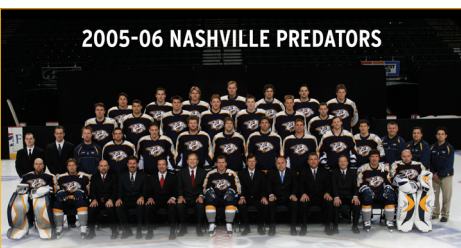
2005-06 NHL SEASON

TEAM INFORMATION	COACHING STAFF	POSTSEASON	HOME UNIFORM	ROAD UNIFORM	ALT. UNIFORM
RECORD: 49-25-8 (106 points) STANDING: 2nd Central, 3rd West NHL SEASON: Seventh GENERAL MANAGER: David Poile CAPTAIN: Greg Johnson	HEAD COACH: Barry Trotz ASSOCIATE COACH: Brent Peterson ASSISTANT COACH: Peter Horacik GOALTENDING COACH: Mitch Korn	FIRST ROUND: Lost to San Jose, 4-1			

PLAYER	GP	G	A	PTS	PIM
Paul Kariya	82	31	54	85	40
Steve Sullivan	69	31	37	68	50
Mike Sillinger	STL 48	22	19	41	49
	NSH 31	10	12	22	14
TOTAL	79	32	31	63	63
Yanic Perreault	69	22	35	57	30
Kimmo Timonen	79	11	39	50	74
Martin Erat	80	20	29	49	76
Marek Zidlicky	67	12	37	49	82
Scott Hartnell	81	25	23	48	101
Dan Hamhuis	82	7	31	38	70
Adam Hall	75	14	15	29	40
David Legwand	44	7	19	26	34
Scottie Upshall	48	8	16	24	34
Greg Johnson	68	11	8	19	10
Scott Walker	33	5	11	16	36
Ryan Suter	71	1	15	16	66
Jerred Smithson	66	5	9	14	54
Brendan Witt	WSH 58	1	10	11	141
	NSH 17	0	3	3	68
TOTAL	75	1	13	14	209
Darcy Hordichuk	74	7	6	13	163
Vernon Fiddler	40	8	4	12	42
Danny Markov	58	0	11	11	62
Jordin Tootoo	34	4	6	10	55
Shea Weber	28	2	8	10	42
Jeremy Stevenson	NSH 35	4	3	7	74
Simon Gamaache	NSH 11	0	0	0	0
Scott Nichol	34	3	3	6	79
Mark Eaton	69	3	1	4	44
Kris Beech	NSH 5	1	2	3	0
Greg Zanon	4	0	2	2	6
Tomas Vokoun	61	0	2	2	26
Chris Mason	23	1	0	1	0
Jamie Allison	20	0	1	1	45
Brian Finley	1	0	0	0	0
Kevin Klein	2	0	0	0	0
Pekka Rinne	2	0	0	0	0

GOALTENDER	GP	MINS	GAA	W	L	OT	SO	GA	SV%	G	A	PIM
Chris Mason	23	1227	2.54	12	5	1	2	52	.913	1	0	0
Tomas Vokoun	61	3601	2.67	36	18	7	4	160	.919	0	2	26
Pekka Rinne	2	63	3.81	1	1	0	0	4	.900	0	0	0
Brian Finley	1	60	7.00	0	1	0	0	7	.829	0	0	0
TOTALS	82	4980	2.70	49	25	8	6	224	.916	1	2	26

No.	DATE	OPP.	SCORE	RESULT	GF	GA
1	Oct. 5	@SJS	3-2	W	3	2
2	Oct. 8	ANA	3-2	W (SO)	6	4
3	Oct. 12	@COL	5-4	W	11	8
4	Oct. 13	@PHX	5-4	W (SO)	16	12
5	Oct. 15	@STL	4-1	W	20	13
6	Oct. 20	STL	3-2	W (SO)	23	15
7	Oct. 22	S.J.	2-1	W	25	16
8	Oct. 25	CHI	5-3	W	30	19
9	Oct. 26	@CBJ	2-3	OTL	32	22
10	Oct. 29	EDM	1-5	L	34	27
11	Nov. 1	@ANA	1-4	L	33	31
12	Nov. 2	@SJS	2-3	OTL	36	34
13	Nov. 5	@LAK	2-3	SOL	38	37
14	Nov. 8	EDM	3-2	W	41	39
15	Nov. 10	DAL	5-3	W	46	42
16	Nov. 12	STL	3-1	W	49	43
17	Nov. 15	LAK	3-2	W	52	45
18	Nov. 19	@MIN	2-4	L	54	49
19	Nov. 23	@CBJ	4-2	W	58	51
20	Nov. 24	LAK	4-3	W	62	54
21	Nov. 26	DAL	1-3	L	63	57
22	Nov. 29	CGY	2-0	W	65	57
23	Dec. 1	MIN	2-1	W	67	58
24	Dec. 3	PHI	4-3	W (SO)	71	61
25	Dec. 7	@WSH	5-2	W	76	63
26	Dec. 8	NYR	1-5	L	77	68
27	Dec. 10	@TBL	3-4	L	80	72
28	Dec. 13	@FLA	3-7	L	83	79
29	Dec. 15	CHI	5-3	W	86	82
30	Dec. 17	CBJ	7-3	W	95	85
31	Dec. 20	COL	3-2	W	98	87
32	Dec. 21	@CHI	6-1	W	104	88
33	Dec. 23	@CBJ	5-4	W	109	92
34	Dec. 27	@CGY	4-3	W	113	95
35	Dec. 28	@VAN	3-4	L	116	99
36	Dec. 30	@EDM	2-4	L	118	103
37	Jan. 1	ANA	2-4	L	120	107
38	Jan. 3	@COL	0-3	L	120	110
39	Jan. 4	@STL	4-3	W	124	113
40	Jan. 6	DET	1-3	L	125	116
41	Jan. 8	@CHI	5-1	W	130	117
42	Jan. 10	WTL	2-1	W	132	118
43	Jan. 11	@ATL	3-4	SOL	135	122
44	Jan. 13	@CAR	4-5	OTL	139	127
45	Jan. 15	PIT	5-4	W	144	131
46	Jan. 19	NJD	3-4	SOL	147	135
47	Jan. 21	CBJ	7-2	W	154	137
48	Jan. 23	@DET	3-2	W	157	139
49	Jan. 24	@DET	2-1	W (OT)	159	140
50	Jan. 26	@MIN	1-5	L	160	145
51	Jan. 28	@CBJ	3-4	L	163	149
52	Feb. 1	@DAL	1-2	L	164	151
53	Feb. 2	COL	4-3	W (OT)	168	154
54	Feb. 4	CHI	6-0	W	174	154
55	Feb. 6	@DAL	2-4	L	176	158
56	Feb. 8	@DET	0-6	L	176	164
57	Feb. 9	DET	2-3	L	178	167
58	Feb. 11	CBJ	5-2	W	183	169
59	March 1	@CHI	0-3	L	183	172
60	March 2	@VAN	3-1	W	186	173
61	March 5	@EDM	2-3	OTL	188	176
62	March 7	@CGY	3-2	W	191	178
63	March 9	@VAN	3-2	W (OT)	194	180
64	March 11	@SJS	2-3	OTL	196	183
65	March 14	VAN	5-0	W	201	183
66	March 16	PHX	2-0	W	203	183
67	March 18	CGY	9-4	W	212	187
68	March 20	STL	4-2	W	216	189
69	March 21	@DET	3-2	W (SO)	219	191
70	March 24	@ANA	4-6	L	222	197
71	March 25	@LAK	4-6	L	226	203
72	March 28	@PHX	3-5	L	229	208
73	March 30	DET	2-4	L	231	212
74	April 1	STL	2-1	W	233	213
75	April 3	CBJ	1-3	L	234	216
76	April 5	@CHI	3-4	L	237	220
77	April 6	@STL	3-0	W	240	220
78	April 8	CHI	2-1	W (SO)	242	221
79	April 11	@STL	2-1	W	244	221
80	April 13	MIN	4-2	W	248	223
81	April 15	PHX	5-1	W	253	224
82	April 18	DET	6-3	W	259	227



2005-06 NASHVILLE PREDATORS



2006-07 NHL SEASON

TEAM INFORMATION	COACHING STAFF	POSTSEASON	HOME UNIFORM	ROAD UNIFORM	ALT. UNIFORM
RECORD: 51-23-8 (110 points) STANDING: 2nd Central, 2nd West NHL SEASON: Eighth GENERAL MANAGER: David Poile CAPTAIN: Kimmo Timonen	HEAD COACH: Barry Trotz ASSOCIATE COACH: Brent Peterson ASSOCIATE COACH: Peter Horacek GOALTENDING COACH: Mitch Korn	FIRST ROUND: Lost to San Jose, 4-1			

PLAYER	GP	G	A	PTS	PIM	
Paul Kariya	82	24	52	76	-36	
J-P Dumont	82	21	45	66	28	
David Legwand	78	27	36	63	44	
Steve Sullivan	57	22	38	60	20	
Martin Erat	68	16	41	57	50	
Peter Forsberg	PHI	40	11	29	40	72
	NSH	17	2	13	15	16
TOTAL	57	13	42	55	88	
Kimmo Timonen	80	13	42	55	42	
Jason Arnott	68	27	27	54	48	
Shea Weber	79	17	23	40	60	
Scott Hartnell	64	22	17	39	96	
Alexander Radulov	64	18	19	37	26	
Marek Zidlicky	74	4	26	30	72	
Vernon Fiddler	72	11	15	26	40	
Ryan Suter	82	8	16	24	54	
Dan Hamhuis	81	6	14	20	66	
Scott Nichol	59	7	6	13	79	
Josef Vasicek	NSH	38	4	9	13	29
Vitaly Vishnevski	ATL	52	3	9	12	31
	NSH	15	0	1	1	10
TOTAL	67	3	10	13	41	
Jerred Smithson	64	5	7	12	42	
Jordin Tootoo	65	3	6	9	116	
Greg Zanon	66	3	5	8	32	
Ramzi Abid	13	1	4	5	13	
Darcy Hordichuk	53	1	3	4	90	
Scottie Upshall	NSH	14	2	1	3	18
Mikko Lehtonen	NSH	15	1	2	3	8
Tomas Vokoun	44	0	2	2	4	
Kevin Klein	3	1	0	1	0	
Sheldon Brookbank	3	0	1	1	12	
Rich Peverley	13	0	1	1	0	
Chris Mason	40	0	1	1	4	
Patrick Leahy	1	0	0	0	0	
Michael Leighton	NSH	1	0	0	0	0

GOALTENDER	GP	MINS	GAA	W	L	OT	SO	GA	SV%	G	A	PIM
Chris Mason	40	2342	2.38	24	11	4	5	93	.925	0	1	4
Tomas Vokoun	44	2601	2.40	27	12	4	5	104	.920	0	2	4
Michael Leighton	1	20	6.00	0	0	0	0	2	.800	0	0	0
TOTALS	82	4989	2.49	51	32	8	11	207	.919	0	3	8

Vokoun and Mason shared a shutout on Nov. 23, 2006 vs. Vancouver.

2006-07 NASHVILLE PREDATORS



No.	DATE	OPP.	SCORE	RESULT	GF	GA
1	Oct. 5	@CHI	6-8	L	6	8
2	Oct. 7	@MIN	5-6	L	11	14
3	Oct. 12	@CHI	1-3	L	12	17
4	Oct. 14	PHX	4-1	W	16	18
5	Oct. 16	@NYI	2-1	W (SO)	18	19
6	Oct. 18	@NYR	3-0	W	21	19
7	Oct. 19	@NJD	4-3	W (SO)	25	22
8	Oct. 21	VAN	3-4	OTL	28	26
9	Oct. 26	SJS	4-3	W	32	29
10	Oct. 28	@CGY	3-2	W	35	31
11	Oct. 31	@VAN	2-5	W	36	43
12	Nov. 1	@EDM	5-3	W	47	39
13	Nov. 4	@MIN	4-3	W	47	39
14	Nov. 10	@DET	0-3	L	47	42
15	Nov. 11	COL	1-0	W	48	42
16	Nov. 15	@CBJ	5-4	W	53	46
17	Nov. 16	MIN	6-7	SOL	59	53
18	Nov. 18	CBJ	4-2	W	63	55
19	Nov. 20	@CBJ	3-1	W	66	56
20	Nov. 22	@DAL	0-1	L	66	57
21	Nov. 23	VAN	6-0	W	77	72
22	Nov. 25	DET	6-2	W	78	59
23	Nov. 29	@PHI	3-2	W	81	61
24	Nov. 30	@STL	5-4	W	86	65
25	Dec. 2	CHI	3-4	OTL	89	69
26	Dec. 4	@PHX	2-3	L	91	72
27	Dec. 6	@ANA	0-4	L	91	76
28	Dec. 7	@LAK	4-1	W	95	77
29	Dec. 9	@SJS	1-3	L	96	80
30	Dec. 12	EDM	3-2	W	99	82
31	Dec. 14	OTT	6-0	W	105	82
32	Dec. 16	STL	3-2	W (SO)	108	84
33	Dec. 17	@STL	2-1	W (OT)	110	85
34	Dec. 20	@CHI	2-1	W	112	86
35	Dec. 21	BUF	2-7	L	114	93
36	Dec. 23	LAK	7-0	W	121	93
37	Dec. 26	STL	3-2	W (SO)	124	95
38	Dec. 29	@DAL	1-4	L	125	99
39	Dec. 30	BOS	5-0	W	130	99
40	Jan. 1	COL	3-5	W	131	104
41	Jan. 5	@CHI	8-3	W	141	107
42	Jan. 6	STL	3-2	W	144	109
43	Jan. 9	ANA	5-4	W (OT)	149	113
44	Jan. 12	CBJ	2-0	W	151	113
45	Jan. 13	@CBJ	4-1	W	155	114
46	Jan. 15	CGY	5-3	W	160	117
47	Jan. 17	@DET	3-5	L	163	122
48	Jan. 18	CBJ	4-0	W	167	122
49	Jan. 20	CHI	6-3	W	173	125
50	Jan. 26	@CHI	3-1	W	176	126
51	Jan. 27	@STL	6-3	W	182	129
52	Jan. 30	@COL	3-4	L	185	133
53	Feb. 1	@PHX	2-3	L	187	136
54	Feb. 3	ANA	3-0	W	190	136
55	Feb. 6	@PIT	1-4	L	191	140
56	Feb. 8	TOR	4-2	W	195	142
57	Feb. 10	LAK	1-4	L	196	146
58	Feb. 14	SJS	5-0	W	201	146
59	Feb. 16	@STL	0-1	L	202	151
60	Feb. 17	MIN	4-1	W	206	152
61	Feb. 19	PHX	4-1	W	207	152
62	Feb. 22	MTL	5-6	SOL	211	158
63	Feb. 24	DET	4-3	W (OT)	215	161
64	Feb. 25	@CBJ	4-3	W (SO)	219	164
65	Feb. 28	@SJS	4-3	W (SO)	223	167
66	March 3	@LAK	6-3	W	229	170
67	March 4	@ANA	2-3	SOL	231	173
68	March 6	@DET	3-4	SOL	234	177
69	March 8	CGY	6-3	W	240	180
70	March 10	CBJ	2-1	W	242	181
71	March 13	DET	2-5	L	244	186
72	March 14	@DET	2-4	L	246	190
73	March 17	DAL	3-2	W	249	192
74	March 21	@VAN	0-2	L	249	194
75	March 22	@CGY	2-3	OTL	251	197
76	March 24	@EDM	4-0	W	255	197
77	March 27	EDM	4-3	W	259	200
78	March 29	DET	1-2	L	260	202
79	March 31	DAL	2-4	L	262	206
80	April 3	CHI	2-3	SOL	264	209
81	April 5	STL	4-1	W	268	210
82	April 7	@COL	4-2	W	272	212



2007-08 NHL SEASON


TEAM INFORMATION	COACHING STAFF	POSTSEASON	HOME UNIFORM	ROAD UNIFORM
RECORD: 41-32-9 (91 points) STANDING: 2nd Central, 8th West NHL SEASON: Ninth GENERAL MANAGER: David Poile CAPTAIN: Jason Arnott	HEAD COACH: Barry Trotz ASSOCIATE COACH: Brent Peterson ASSISTANT COACH: Peter Horachek GOALTENDING COACH: Mitch Korn	FIRST ROUND: Lost to Detroit, 4-2		

PLAYER	GP	G	A	PTS	PIM
J-P Dumont	80	29	43	72	34
Jason Arnott	79	28	44	72	54
Alexander Radulov	81	26	32	58	44
Martin Erat	76	23	34	57	40
David Legwand	65	15	29	44	38
Marek Zidlicky	79	5	38	43	63
Jan Havac	TBL 62	9	13	22	32
	NSH 18	3	10	13	8
TOTAL	80	12	23	35	40
Vernon Fiddler	79	11	21	32	47
Ryan Suter	76	7	24	31	71
Radek Bonk	79	14	15	29	40
Dan Hamhuis	80	4	23	27	66
Martin Gelinás	57	9	11	20	20
Shea Weber	54	6	14	20	49
Jordan Tootoo	63	11	7	18	100
Scott Nichol	73	10	8	18	72
Ville Koistinen	48	4	13	17	18
Jerrold Smithson	81	7	9	16	50
Greg de Vries	77	4	11	15	71
Brandon Bochenski	BOS 20	0	6	6	6
	ANA 12	2	2	4	6
	NSH 8	1	2	3	0
TOTAL	40	3	10	13	12
Rich Peverley	33	5	5	10	8
Jed Ortmeyer	51	4	4	8	32
Greg Zanon	78	0	5	5	24
Darcy Hordichuk	45	1	2	3	60
Kevin Klein	13	0	2	2	6
Chris Mason	51	0	1	1	0
Antti Pihlstrom	1	0	0	0	0
Pekka Rinne	1	0	0	0	0
Josh Langfeld	2	0	0	0	0
Dan Ellis	44	0	0	0	0

GOALTENDER	GP	MINS	GAA	W	L	OT	SO	GA	SV%	C	A	PIM
Dan Ellis	44	2229	2.34	23	10	3	6	87	.924	0	0	0
Chris Mason	51	2692	2.40	27	12	4	5	104	.920	0	2	4
Pekka Rinne	1	29	0.00	0	0	0	0	1,000	0	0	0	0
TOTALS	82	4983	2.61	41	32	9	10	217	.911	0	1	0

No.	DATE	OPP.	SCORE	RESULT	GF	GA
1	Oct. 4	COL	4-0	W	4	0
2	Oct. 6	DAL	5-1	W	9	1
3	Oct. 10	@STL	1-4	L	10	5
4	Oct. 11	PHX	3-6	L	13	11
5	Oct. 13	CGY	4-7	L	17	18
6	Oct. 17	@ANA	1-3	L	18	21
7	Oct. 20	@SJS	0-3	L	18	24
8	Oct. 23	@LAK	0-6	L	18	30
9	Oct. 25	ATL	3-0	W	21	30
10	Oct. 27	FLA	4-3	W	25	33
11	Oct. 30	@CGY	1-5	L	26	38
12	Nov. 1	@VAN	3-0	W	29	38
13	Nov. 2	@EDM	4-1	W	33	39
14	Nov. 4	@CHI	5-2	W	38	41
15	Nov. 7	@DET	2-3	SOL	40	44
16	Nov. 10	CBJ	4-3	W (SO)	44	47
17	Nov. 12	@CBJ	4-1	W	48	48
18	Nov. 15	CHI	5-4	W (OT)	53	52
19	Nov. 17	STL	2-3	SOL	55	55
20	Nov. 19	@STL	1-2	L	56	57
21	Nov. 22	DET	3-2	W	59	59
22	Nov. 24	MIN	3-4	L	62	63
23	Nov. 29	@OTT	6-5	W	68	68
24	Dec. 1	@MTL	5-4	W (SO)	73	72
25	Dec. 4	@TOR	1-3	L	74	75
26	Dec. 6	VAN	2-5	L	76	80
27	Dec. 8	ANA	4-2	W	80	82
28	Dec. 10	DET	1-2	L	81	84
29	Dec. 13	COL	1-2	L	82	86
30	Dec. 15	@COL	1-3	L	83	89
31	Dec. 18	@MIN	2-3	L	85	92
32	Dec. 19	@CHI	2-5	L	87	97
33	Dec. 22	LAK	4-3	W	91	100
34	Dec. 23	@CBJ	3-1	W	94	101
35	Dec. 26	@CHI	2-5	L	96	106
36	Dec. 27	CBJ	4-3	W	100	109
37	Dec. 29	SJS	2-5	L	102	114
38	Dec. 31	@DAL	1-0	W	103	114
39	Jan. 3	EDM	5-2	W	108	116
40	Jan. 5	MIN	4-1	W	114	122
41	Jan. 7	@ANA	2-5	L	112	122
42	Jan. 8	BULAK	7-0	W	121	122
43	Jan. 12	@CBJ	1-2	SOL	122	124
44	Jan. 13	CHI	2-3	SOL	124	127
45	Jan. 15	CGY	3-0	W	127	127
46	Jan. 17	ANA	1-2	L	128	129
47	Jan. 19	@STL	5-2	W	133	131
48	Jan. 21	STL	6-3	W	139	134
49	Jan. 22	@COL	4-0	W	143	134
50	Jan. 24	@PHX	3-4	OTL	146	138
51	Jan. 29	@BOS	1-3	L	147	141
52	Jan. 31	CBJ	4-2	W	151	143
53	Feb. 2	PHX	3-2	W (OT)	154	145
54	Feb. 5	CAR	1-0	W	155	145
55	Feb. 7	TBL	1-2	OTL	156	147
56	Feb. 9	@SJS	3-4	L	159	151
57	Feb. 10	@PHX	6-3	W	165	154
58	Feb. 12	DET	4-2	W	169	156
59	Feb. 14	CHI	1-6	L	170	162
60	Feb. 16	@STL	2-1	W (OT)	172	163
61	Feb. 17	@MIN	4-5	OTL	176	168
62	Feb. 19	EDM	5-4	W	181	172
63	Feb. 21	VAN	2-3	SOL	183	175
64	Feb. 23	DAL	3-6	L	186	181
65	Feb. 27	@BUF	4-8	L	190	189
66	March 1	@DAL	3-1	W	193	190
67	March 4	@EDM	5-1	W	198	191
68	March 6	@VAN	2-6	L	200	197
69	March 7	@CGY	2-1	W (OT)	202	198
70	March 9	@DET	3-4	L	205	202
71	March 11	SJS	1-2	L	206	204
72	March 13	LAK	1-4	L	207	208
73	March 15	@DET	3-1	W	210	209
74	March 18	WSH	2-4	L	212	213
75	March 20	DET	3-6	L	215	219
76	March 22	CHI	2-1	W (SO)	217	220
77	March 25	CBJ	3-0	W	220	220
78	March 28	@CBJ	2-0	W	222	220
79	March 30	@DET	0-1	OTL	222	221
80	April 1	@STL	4-3	W (OT)	226	224
81	April 3	STL	3-2	W	229	226
82	April 4	@CHI	1-5	L	230	229

2007-08 NASHVILLE PREDATORS





2008-09 NHL SEASON

TEAM INFORMATION	COACHING STAFF	POSTSEASON	HOME UNIFORM	ROAD UNIFORM
RECORD: 40-34-8 (88 points) STANDING: 5th Central, 10th West NHL SEASON: 10th GENERAL MANAGER: David Poile CAPTAIN: Jason Arnott	HEAD COACH: Barry Trotz ASSOCIATE COACH: Brent Peterson ASSISTANT COACH: Peter Horachek GOALTENDING COACH: Mitch Korn	DID NOT QUALIFY		

PLAYER	GP	G	A	PTS	PIM
J-P Dumont	82	16	49	65	20
Jason Arnott	65	33	24	57	49
Shea Weber	81	23	30	53	80
Martin Erat	71	17	33	50	48
Ryan Suter	82	7	38	45	73
David Legwand	73	20	22	42	32
Joel Ward	79	17	18	35	29
Steve Sullivan	41	11	21	32	30
Dan Hamhuis	82	3	23	26	67
Radek Bonk	66	9	16	25	34
Vernon Fiddler	78	11	6	17	24
Ryan Jones	46	7	10	17	22
Jordin Tootoo	72	4	12	16	124
Jerred Smithson	82	4	9	13	49
Kevin Klein	63	4	8	12	19
Greg Zanon	82	4	7	11	38
Ville Koistinen	38	3	8	11	14
Scott Nichol	43	4	6	10	41
Rich Peeverley	27	2	7	9	15
Patric Hornqvist	28	2	5	7	16
Antti Pihlstrom	53	2	5	7	10
Cal O'Reilly	11	3	2	5	2
Greg de Vries	71	1	4	5	65
Wade Belak	FLA	15	0	0	25
	NSH	38	0	2	54
TOTAL	53	0	2	2	79
Nick Tarnasky	NSH	11	0	1	17
Pekka Rinne		52	0	1	1
Mike Santorelli		7	0	0	0
Jed Ortmeyer		2	0	0	0
Alexander Sulzer		2	0	0	0
Dan Ellis		35	0	0	0

GOALTENDER	GP	MIN	GAA	W	L	OT	SO	GA	SV%	G	A	PIM
Pekka Rinne	52	2999	2.38	29	15	4	7	119	.917	0	1	6
Dan Ellis	35	1965	2.93	11	19	4	3	96	.900	0	0	2
TOTALS	82	4996	2.74	40	34	8	10	228	.905	0	1	8

2008-09 NASHVILLE PREDATORS



No.	DATE	OPP.	SCORE	RESULT	GF	GA
1	Oct. 10	@STL	2-5	L	2	5
2	Oct. 11	DAL	3-1	W	5	6
3	Oct. 13	@CHI	3-2	W (SO)	8	8
4	Oct. 15	@DAL	4-6	L	12	14
5	Oct. 17	@CBJ	3-5	L	15	19
6	Oct. 18	CBJ	6-3	W	21	22
7	Oct. 23	CGY	3-5	L	24	27
8	Oct. 25	LAK	5-4	W	29	31
9	Oct. 28	@WSH	3-4	SOL	32	35
10	Oct. 30	EDM	3-1	W	35	36
11	Nov. 1	FLA	3-2	W (SO)	38	38
12	Nov. 4	@VAN	0-4	L	38	42
13	Nov. 6	@CGY	6-7	L	44	49
14	Nov. 8	@COL	0-1	L	44	50
15	Nov. 11	@SJS	4-3	W (OT)	48	53
16	Nov. 14	@ANA	4-3	W (OT)	52	56
17	Nov. 15	@LAK	3-1	W	55	57
18	Nov. 17	SJS	1-4	L	56	61
19	Nov. 21	@TBL	1-4	L	57	65
20	Nov. 23	@CAR	5-2	W	62	67
21	Nov. 25	STL	0-1	SOL	62	68
22	Nov. 28	@ATL	4-3	W (OT)	66	71
23	Nov. 29	MIN	2-6	L	68	77
24	Dec. 1	@BUF	2-0	W	70	77
25	Dec. 4	COL	3-2	W	73	79
26	Dec. 6	MIN	1-0	W	74	79
27	Dec. 8	@STL	3-6	L	77	85
28	Dec. 9	VAN	1-3	L	78	88
29	Dec. 11	@CBJ	1-2	SOL	79	90
30	Dec. 13	DAL	3-0	W	82	90
31	Dec. 18	@PHX	1-2	L	83	92
32	Dec. 20	WTL	1-0	W	84	92
33	Dec. 23	@FLA	0-3	L	84	95
34	Dec. 26	DET	3-2	W	87	97
35	Dec. 28	@EDM	2-5	L	89	102
36	Dec. 29	@COL	1-5	L	90	107
37	Jan. 1	VAN	1-2	L	91	109
38	Jan. 3	CGY	2-3	L	93	112
39	Jan. 6	COL	1-2	L	94	114
40	Jan. 8	PIT	5-3	W	99	118
41	Jan. 10	CHI	4-1	W	103	118
42	Jan. 11	@CHI	1-3	L	104	121
43	Jan. 13	@TOR	2-0	W	106	121
44	Jan. 15	@MTL	2-3	L	108	124
45	Jan. 17	ATL	2-7	L	110	131
46	Jan. 19	NJD	1-3	L	111	134
47	Jan. 28	@VAN	5-3	W	116	137
48	Jan. 30	@CGY	1-3	L	117	140
49	Feb. 1	@EDM	2-1	W	119	142
50	Feb. 3	PHX	2-1	W	121	142
51	Feb. 5	ANA	4-2	W	125	144
52	Feb. 6	@MIN	2-0	W	127	144
53	Feb. 8	@DAL	1-4	L	128	148
54	Feb. 10	DET	3-5	L	131	153
55	Feb. 12	STL	4-3	W (SO)	135	156
56	Feb. 14	BOS	3-2	W (SO)	138	158
57	Feb. 16	OTT	0-2	L	138	160
58	Feb. 18	@DET	2-6	L	140	166
59	Feb. 19	STL	1-2	OTL	141	168
60	Feb. 21	@STL	5-3	W (OT)	147	171
61	Feb. 24	CHI	5-3	W	151	172
62	Feb. 26	PHX	4-1	W	152	171
63	Feb. 28	DET	8-0	W	159	172
64	March 3	EDM	6-5	W (OT)	165	177
65	March 5	CBJ	1-2	L	169	179
66	March 7	@PHI	4-4	L	170	183
67	March 10	WSH	1-2	OTL	171	185
68	March 12	NYR	2-4	L	173	189
69	March 14	@PHX	2-0	W	175	189
70	March 16	@LAK	4-3	W	179	192
71	March 18	@ANA	2-4	OTL	182	196
72	March 19	@SJS	2-3	SOL	184	199
73	March 24	ANA	1-2	SOL	185	201
74	March 26	SJS	3-2	W	188	203
75	March 28	LAK	4-3	W (OT)	192	206
76	March 29	@DET	4-3	W	196	209
77	March 31	@CBJ	1-2	L	197	211
78	April 3	@CHI	1-3	L	198	214
79	April 4	CBJ	5-4	W (SO)	203	218
80	April 7	CHI	2-4	L	205	222
81	April 9	@DET	4-3	W (SO)	209	225
82	April 10	@MIN	4-8	L	213	233



2009-10 NHL SEASON


TEAM INFORMATION	COACHING STAFF	POSTSEASON	HOME UNIFORM	ROAD UNIFORM	ALT. UNIFORM
RECORD: 47-29-6 (100 points) STANDING: 3rd Central, 7th West NHL SEASON: 11th GENERAL MANAGER: David Poile CAPTAIN: Jason Arnott	HEAD COACH: Barry Trotz ASSOCIATE COACH: Brent Peterson ASSISTANT COACH: Peter Horachek GOALTENDING COACH: Mitch Korn	FIRST ROUND: Lost to Chicago, 4-2			

PLAYER	GP	G	A	PTS	PIM	
Patric Hornqvist	80	30	21	51	40	
Steve Sullivan	82	17	34	51	35	
Martin Erat	74	21	28	49	50	
Jason Arnott	63	19	27	46	26	
J-P Dumont	74	17	28	45	20	
Shea Weber	78	16	27	43	36	
David Legwand	82	11	27	38	24	
Ryan Suter	82	4	33	37	48	
Joel Ward	71	13	21	34	18	
Marcel Goc	73	12	18	30	14	
Dustin Boyd	CGY	60	8	11	19	15
	NSH	18	3	2	5	4
	TOTAL	78	11	13	24	19
Dan Hamhuis	78	5	19	24	49	
Denis Grebeshkov	EDM	47	6	13	19	26
	NSH	4	1	1	2	6
	TOTAL	51	7	14	21	32
Cody Franson	61	6	15	21	16	
Sturlin Tootoo	51	6	10	16	40	
Colin Wilson	35	8	7	15	7	
Jerred Smithson	69	9	4	13	54	
Ryan Jones	NSH	41	7	4	11	18
Francis Bouillon	81	3	8	11	50	
Cal O'Reilly	31	2	9	11	4	
Kevin Klein	81	1	10	11	27	
Dave Scatchard	16	3	2	5	17	
Michael Santorelli	25	2	1	3	8	
Andreas Thuresson	22	1	2	3	4	
Nick Spaling	28	0	3	3	0	
Alexander Sulzer	20	0	2	2	4	
Wade Belak	39	0	2	2	58	
Dan Ellis	31	0	1	1	4	
Teemu Laakso	7	0	0	0	2	
Peter Olvecky	1	0	0	0	0	
Triston Grant	3	0	0	0	9	
Ben Guite	6	0	0	0	4	
Pekka Rinne	58	0	0	0	2	

GOALTENDER	GP	MIN	GAA	W	L	OT	SO	GA	SV%	G	A	PIM
Pekka Rinne	58	3246	2.53	32	16	5	7	137	.911	0	0	2
Dan Ellis	31	1715	2.69	15	13	1	1	77	.909	0	1	4
TOTALS	82	4991	2.66	47	29	6	8	221	.908	0	1	6

No.	DATE	OPP.	SCORE	RESULT	GF	GA
1	Oct. 3	@DAL	3-2	W (SO)	3	2
2	Oct. 8	COL	3-2	W	6	4
3	Oct. 10	BUF	0-1	L	6	5
4	Oct. 12	EDM	1-6	L	7	11
5	Oct. 14	@DAL	0-6	L	7	17
6	Oct. 15	CHI	1-3	L	8	20
7	Oct. 17	@WSH	2-3	SOL	10	23
8	Oct. 21	@BOS	2-3	L	12	26
9	Oct. 22	@OTT	6-5	W (OT)	18	31
10	Oct. 24	@CHI	0-2	L	18	33
11	Oct. 28	@MIN	4-3	W	22	36
12	Oct. 29	CHI	2-0	W	24	36
13	Oct. 31	DAL	4-2	W	28	38
14	Nov. 5	@ANA	0-4	L	28	42
15	Nov. 7	@LAK	3-1	W	31	43
16	Nov. 10	@SJS	3-4	L	34	47
17	Nov. 12	@STL	3-1	W	37	48
18	Nov. 14	MTL	2-0	W	39	48
19	Nov. 17	SJS	4-3	W	43	51
20	Nov. 19	NJD	3-2	W (SO)	46	53
21	Nov. 21	CBJ	4-3	W (SO)	50	56
22	Nov. 23	DET	3-1	W	53	57
23	Nov. 25	@COL	4-3	W (OT)	57	60
24	Nov. 27	STL	1-3	L	58	63
25	Nov. 28	FLA	4-1	W	62	64
26	Nov. 30	CGY	0-5	L	62	69
27	Dec. 2	@MIN	4-5	OTL	66	74
28	Dec. 4	@CHI	4-1	W	70	75
29	Dec. 5	MIN	3-5	L	73	80
30	Dec. 8	VAN	4-3	W	77	82
31	Dec. 10	DET	4-3	W (SO)	81	85
32	Dec. 12	CBJ	2-3	OTL	83	88
33	Dec. 14	@CBJ	5-3	W	88	91
34	Dec. 15	TBL	7-4	W	95	95
35	Dec. 17	@EDM	6-3	W	101	98
36	Dec. 19	@CGY	5-3	W	106	101
37	Dec. 22	@VAN	1-4	L	107	105
38	Dec. 26	CHI	1-4	L	108	109
39	Dec. 27	@CHI	4-5	L	112	114
40	Dec. 29	@STL	4-3	W	116	118
41	Jan. 2	ANA	2-1	W (OT)	118	118
42	Jan. 3	ANA	3-1	W	121	119
43	Jan. 5	CGY	1-3	L	122	122
44	Jan. 7	CAR	4-2	W	126	124
45	Jan. 9	ANA	2-3	L	128	127
46	Jan. 11	@VAN	3-2	W	131	129
47	Jan. 12	@EDM	5-3	W	136	132
48	Jan. 15	@CGY	1-0	W	137	132
49	Jan. 18	TOR	3-4	L	140	136
50	Jan. 21	@PHX	2-4	L	142	140
51	Jan. 22	@COL	1-2	L	143	142
52	Jan. 26	@CBJ	2-3	L	145	145
53	Jan. 29	@DET	2-4	L	147	149
54	Jan. 30	ATL	4-3	W	151	152
55	Feb. 2	PHX	0-1	SOL	151	153
56	Feb. 4	COL	5-3	W	156	156
57	Feb. 6	SJS	3-4	L	159	160
58	Feb. 9	@NYI	3-4	SOL	162	164
59	Feb. 10	@NYR	2-1	W	164	165
60	Feb. 12	@NJD	2-5	L	166	170
61	Feb. 14	@PHI	4-3	W (SO)	170	173
62	March 2	EDM	4-3	L	174	176
63	March 4	LAK	4-2	W	178	178
64	March 5	@DET	2-5	L	180	183
65	March 7	VAN	2-4	L	182	187
66	March 9	@ATL	2-1	W	184	188
67	March 11	@SJS	5-8	L	189	196
68	March 12	@ANA	1-0	W	190	196
69	March 14	@LAK	3-2	W	193	198
70	March 16	PHI	4-3	W (OT)	197	201
71	March 18	MIN	5-0	W	202	203
72	March 20	CBJ	1-0	W (OT)	203	201
73	March 21	@STL	3-2	W	206	203
74	March 23	DAL	1-3	L	207	206
75	March 25	PHX	4-3	W (SO)	211	209
76	March 27	DET	0-1	SOL	211	210
77	March 29	@FLA	3-2	W (OT)	214	212
78	March 30	LAK	0-2	L	214	214
79	April 1	STL	3-2	W	217	216
80	April 3	@DET	4-3	W (OT)	221	219
81	April 1	@PHX	2-5	L	223	224
82	April 10	STL	2-1	W (SO)	225	225

2009-10 NASHVILLE PREDATORS





2010-11 NHL SEASON

TEAM INFORMATION

RECORD: 44-27-11 (99 points)
STANDING: 2nd Central, 4th West
NHL SEASON: 12th
GENERAL MANAGER: David Poile
CAPTAIN: Shea Weber

COACHING STAFF

HEAD COACH: Barry Trotz
ASSOCIATE COACH: Brent Peterson
ASSISTANT COACH: Peter Horachek
GOALTENDING COACH: Mitch Korn

POSTSEASON

FIRST ROUND: Def. Anaheim, 4-2
SECOND ROUND: Lost to Vancouver, 4-2

HOME UNIFORM



ROAD UNIFORM




ALT. UNIFORM



PLAYER	GP	G	A	PTS	PIM	
Sergei Kostitsyn	77	23	27	50	20	
Martin Erat	64	17	33	50	22	
Patric Horqvist	79	21	27	48	47	
Shea Weber	82	16	32	48	56	
David Legwand	62	17	24	41	24	
Ryan Suter	70	4	35	39	54	
Mike Fisher	OTT	55	14	10	24	33
	NSH	27	5	7	12	10
	TOTAL	82	19	17	36	43
Colin Wilson	82	16	18	34	17	
Joel Ward	80	10	19	29	42	
Cody Franson	80	8	21	29	30	
Marcel Goc	51	9	15	24	6	
Steve Sullivan	44	10	12	22	28	
J-P Dumont	70	10	9	19	16	
Jordin Tootoo	54	8	10	18	61	
Cal O'Reilly	38	6	12	18	2	
Kevin Klein	81	2	16	18	24	
Nick Spaling	74	8	6	14	20	
Jerred Smithson	82	5	8	13	34	
Matt Halischuk	27	4	8	12	2	
Francis Bouillon	44	1	9	10	27	
Shane O'Brien	80	2	7	9	83	
Blake Geoffrion	20	6	2	8	7	
Jonathon Blum	23	3	5	8	8	
Alexander Sulzer	NSH	31	1	3	4	14
Marek Svatos	NSH	9	1	2	3	2
Chris Mueller	15	0	3	3	2	
Mark Dekanich	1	0	0	0	0	
Teemu Laakso	1	0	0	0	0	
Matthew Lombardi	2	0	0	0	0	
Steve Begin	2	0	0	0	4	
Andreas Thuresson	3	0	0	0	2	
Linus Klasen	4	0	0	0	0	
Wade Belak	15	0	0	0	18	
Anders Lindback	22	0	0	0	0	
Pekka Rinne	64	0	0	0	12	

GOALTENDER	GP	MINS	GAA	W	L	OT	SO	GA	SV%	G	A	PIM
Pekka Rinne	64	3789	2.12	33	22	9	6	134	.930	0	0	12
Anders Lindback	22	1131	2.60	11	5	2	2	49	.915	0	0	0
Mark Dekanich	1	50	3.60	0	0	0	0	3	.880	0	0	0
TOTALS	82	4994	2.28	44	27	11	8	190	.924	0	0	12

2010-11 NASHVILLE PREDATORS



No.	DATE	OPP.	SCORE	RESULT	GF	GA
1	Oct 9	ANA	4-1	W	4	1
2	Oct 13	@CHI	3-2	W	7	3
3	Oct 14	STL	4-3	W	7	6
4	Oct 16	WSH	2-3	OTL	13	9
5	Oct 19	CGY	0-1	OTL	13	10
6	Oct 21	PIT	3-4	OTL	16	14
7	Oct 23	@DAL	1-0	W	17	14
8	Oct 24	@TBL	4-3	W	21	17
9	Oct 28	STL	0-3	L	21	20
10	Oct 30	@DET	2-5	L	23	25
11	Nov 3	@PHX	3-4	L	26	29
12	Nov 6	BLK	1-4	L	27	33
13	Nov 7	@ANA	4-5	L	31	38
14	Nov 11	@STL	3-2	W (SO)	34	40
15	Nov 13	CHI	4-3	W (SO)	38	43
16	Nov 16	@TOR	4-5	L	42	48
17	Nov 18	@MTL	3-0	W	45	48
18	Nov 20	@CAR	2-1	W (SO)	47	49
19	Nov 22	@CBJ	0-2	L	47	51
20	Nov 24	STL	1-2	SOL	46	53
21	Nov 26	MIN	2-5	L	50	58
22	Nov 27	WJR	1-2	SOL	51	60
23	Nov 30	PHX	3-0	W	54	60
24	Dec 1	@CBJ	4-3	W (SO)	58	63
25	Dec 4	CAR	5-2	W	63	65
26	Dec 6	@ATL	2-3	OTL	65	68
27	Dec 8	@DET	3-2	W	68	70
28	Dec 11	FLA	3-0	W	71	70
29	Dec 13	NYI	3-2	W	76	70
30	Dec 15	SJS	5-0	W	79	72
31	Dec 17	@NJ	3-1	W	82	73
32	Dec 18	LAK	1-6	L	83	79
33	Dec 22	@CHI	1-4	L	84	83
34	Dec 23	OTT	1-2	L	85	85
35	Dec 26	@STL	0-2	L	85	87
36	Dec 28	DAL	2-4	L	87	91
37	Dec 31	@MIN	4-1	W	91	92
38	Jan 2	CBJ	4-1	W	95	93
39	Jan 5	@ANA	4-1	W	99	94
40	Jan 6	@LAK	5-2	W	104	96
41	Jan 8	@SJS	2-1	W	106	97
42	Jan 11	MIN	5-1	W	111	98
43	Jan 13	@FLA	2-3	L	113	101
44	Jan 15	CHI	3-2	W (SO)	116	103
45	Jan 16	@CHI	3-6	L	119	109
46	Jan 18	@PHX	5-2	W	124	111
47	Jan 20	@COL	5-1	W	129	112
48	Jan 23	@EDM	3-2	W (SO)	132	114
49	Jan 24	@CGY	1-3	L	133	117
50	Jan 26	@VAN	1-2	L	134	119
51	Feb 1	CGY	2-3	SOL	136	122
52	Feb 3	@PHI	2-3	L	138	125
53	Feb 5	DET	3-0	W	141	125
54	Feb 7	EDM	0-4	L	141	129
55	Feb 9	@DET	4-1	W	145	130
56	Feb 12	COL	5-3	W	150	133
57	Feb 15	SJS	1-2	OTL	151	135
58	Feb 17	VAN	3-1	W	154	136
59	Feb 19	PHX	2-3	L	156	139
60	Feb 22	@CBJ	0-4	L	156	143
61	Feb 24	CHI	0-3	L	156	146
62	Feb 26	@DAL	2-3	L	158	149
63	Feb 27	CBJ	3-2	W	161	151
64	March 1	@EDM	1-2	SOL	162	153
65	March 3	@VAN	3-0	W	165	153
66	March 6	@CGY	2-3	L	167	156
67	March 8	@SJS	2-3	OTL	169	159
68	March 10	MIN	4-0	W	173	159
69	March 12	COL	4-2	W	177	161
70	March 15	LAK	2-4	L	177	165
71	March 17	BOS	4-3	W (OT)	183	168
72	March 19	DET	3-1	W	186	169
73	March 20	@BUF	4-3	W (OT)	190	172
74	March 22	EDM	3-1	W	193	173
75	March 24	ANA	5-4	W	198	177
76	March 26	DAL	4-2	W	202	179
77	March 29	VAN	1-3	L	203	182
78	March 31	@COL	3-2	W	206	184
79	April 2	DET	3-4	OTL	209	188
80	April 5	ATL	6-3	W	215	191
81	April 8	CBJ	4-1	W	219	192
82	April 9	@STL	0-2	L	219	194



2011-12 NHL SEASON

TEAM INFORMATION

RECORD: 48-26-8 (104 points)
STANDING: 2nd Central, 3rd West
NHL SEASON: 13th
GENERAL MANAGER: David Poile
CAPTAIN: Shea Weber

COACHING STAFF

HEAD COACH: Barry Trotz
ASSISTANT COACH: Peter Horachek
ASSISTANT COACH: Lane Lambert
GOALTENDING COACH: Mitch Korn

POSTSEASON

FIRST ROUND: Def. Detroit, 4-1
SECOND ROUND: Lost to Phoenix, 4-1

HOME UNIFORM



ROAD UNIFORM



PLAYER	GP	G	A	PTS	PIM	
Martin Erat	71	19	39	58	30	
David Legwand	78	19	34	53	26	
Mike Fisher	72	24	27	51	33	
Shea Weber	78	19	30	49	46	
Ryan Suter	79	7	39	46	30	
Patric Hornqvist	76	27	16	43	28	
Sergei Kostitsyn	75	17	26	43	34	
Andrei Kostitsyn	MTL	53	12	12	24	16
	NSH	19	4	8	12	10
TOTAL	72	16	20	36	26	
Craig Smith	72	14	22	36	30	
Colin Wilson	68	15	20	35	21	
Jordin Tootoo	77	6	24	30	92	
Matt Halischuk	73	15	13	28	27	
Nick Spaling	77	10	12	22	18	
Paul Gaustad	BUF	56	7	10	17	70
	NSH	14	0	4	4	6
TOTAL	70	7	14	21	76	
Kevin Klein	66	4	17	21	7	
Gabriel Bourque	43	7	12	19	6	
Roman Josi	52	5	11	16	14	
Hal Gill	MTL	53	1	7	8	29
	NSH	23	0	5	5	8
TOTAL	76	1	12	13	37	
Francis Bouillon	66	4	7	11	33	
Ryan Ellis	32	3	8	11	4	
Alexander Radulov	9	3	4	7	4	
Jonathan Blum	33	3	4	7	6	
Brandon Yip	COL	10	0	0	0	8
	NSH	25	3	4	7	20
TOTAL	35	3	4	7	28	
Jack Hillen	55	2	4	6	20	
Jerred Smithson	NSH	53	1	4	5	30
Blake Geoffrion	NSH	22	0	3	3	17
Niclas Bergfors	11	1	1	2	2	
Brian McGrattan	30	0	2	2	61	
Cal O'Reilly	NSH	5	0	1	1	2
Zack Stortini	1	0	0	0	7	
Ryan Thang	1	0	0	0	0	
Mattias Ekholm	2	0	0	0	0	
Chris Mueller	4	0	0	0	0	
Kyle Wilson	5	0	0	0	0	
Teemu Laakso	9	0	0	0	8	

GOALTENDER	GP	MINS	GAA	W	L	OT	SO	GA	SV%	G	A	PIM
Pekka Rinne	73	4168	2.39	43	18	8	5	166	.923	0	5	0
Anders Lindback	16	792	2.42	5	8	0	0	32	.912	0	1	0
TOTALS	82	4982	2.47	48	26	8	5	205	.919	0	6	0

2011-12 NASHVILLE PREDATORS



No.	DATE	OPP.	SCORE	RESULT	GF	GA
1	Oct. 7	@CBJ	3-2	W	3	2
2	Oct. 8	@STL	4-2	W	7	4
3	Oct. 13	PHX	2-5	L	7	9
4	Oct. 15	NJD	2-3	SOL	11	12
5	Oct. 17	@EDM	1-3	L	12	15
6	Oct. 20	@VAN	1-5	L	13	20
7	Oct. 22	@CGY	2-0	W	15	20
8	Oct. 25	SJS	1-3	L	16	23
9	Oct. 27	TBL	5-3	W	21	26
10	Oct. 29	ANA	3-0	W	24	26
11	Oct. 31	@CHI	4-5	OTL	28	31
12	Nov. 3	@PHX	3-0	W	31	31
13	Nov. 5	@SJS	4-3	W (OT)	35	34
14	Nov. 8	@LA	3-4	L	38	38
15	Nov. 9	@ANA	4-2	W	42	40
16	Nov. 12	MTL	1-2	OTL	43	42
17	Nov. 15	WSH	3-1	W	46	43
18	Nov. 17	TOR	4-1	W	50	44
19	Nov. 19	CBJ	3-4	OTL	53	48
20	Nov. 22	EDM	2-6	L	55	54
21	Nov. 23	@MIN	2-3	L	57	57
22	Nov. 26	@DET	1-4	L	61	68
23	Nov. 28	@EDM	2-1	W	60	62
24	Nov. 29	@CGY	0-1	L	60	63
25	Dec. 1	@VAN	6-5	W	66	68
26	Dec. 3	BUF	2-3	L	68	71
27	Dec. 6	PHX	2-3	L	70	74
28	Dec. 8	@CBJ	4-3	W (OT)	74	77
29	Dec. 10	ANA	3-2	W	77	79
30	Dec. 13	CGY	2-1	W	79	80
31	Dec. 15	DET	4-3	W	83	83
32	Dec. 17	STL	2-1	W (SO)	85	84
33	Dec. 20	@WSH	1-4	L	86	88
34	Dec. 22	CBJ	6-5	W	92	93
35	Dec. 23	@DAL	3-6	L	95	99
36	Dec. 26	DET	1-4	L	96	103
37	Dec. 28	MIN	2-1	W (SO)	98	104
38	Dec. 30	@STL	2-1	W (SO)	100	105
39	Jan. 1	CGY	5-3	W	105	108
40	Jan. 5	DAL	1-4	L	106	112
41	Jan. 7	CAR	5-2	W	111	114
42	Jan. 10	@COL	4-1	W	115	115
43	Jan. 12	COL	3-2	W (OT)	118	117
44	Jan. 14	PHI	4-2	W	122	119
45	Jan. 16	@NYI	3-1	W	125	120
46	Jan. 17	@NVR	0-3	L	125	123
47	Jan. 19	@CBJ	3-0	W	128	123
48	Jan. 21	CHI	5-2	W	133	125
49	Jan. 23	CBJ	4-1	W	137	126
50	Jan. 24	@CHI	3-1	W	140	127
51	Jan. 31	@MIN	5-4	W	145	131
52	Feb. 2	@PHI	1-4	L	146	135
53	Feb. 4	STL	3-1	W	149	136
54	Feb. 7	VAN	3-4	SOL	152	140
55	Feb. 9	@OTT	3-4	L	155	144
56	Feb. 11	@BOS	3-4	SOL	158	148
57	Feb. 14	CHI	3-2	W	161	150
58	Feb. 17	@DET	1-2	L	162	154
59	Feb. 19	@DAL	3-2	W	165	154
60	Feb. 21	STL	3-1	W	168	155
61	Feb. 23	VAN	2-3	SOL	170	159
62	Feb. 25	SJS	6-2	W	176	160
63	Feb. 27	LAK	2-1	W	178	161
64	Feb. 28	@CAR	3-4	L	181	165
65	March 3	@FLA	3-1	W	184	166
66	March 6	LAK	4-5	L	188	171
67	March 8	COL	4-2	W	192	173
68	March 10	DET	3-2	W	195	175
69	March 12	@PHX	5-4	W (SO)	200	179
70	March 15	@SJS	1-2	SOL	201	181
71	March 17	@LA	2-4	L	203	185
72	March 18	@ANA	2-4	L	206	186
73	March 20	EDM	3-6	L	209	192
74	March 22	@PIT	1-5	L	210	197
75	March 24	WPG	3-1	W	213	198
76	March 25	@CHI	6-1	W	219	199
77	March 27	@STL	0-3	L	219	202
78	March 30	@DET	4-1	L	223	203
79	March 31	CHI	4-5	L	227	208
80	April 3	MIN	2-1	W (SO)	229	209
81	April 5	DAL	2-0	W	231	210
82	April 7	@COL	6-1	W	237	210



2012-13 NHL SEASON

TEAM INFORMATION	COACHING STAFF	POSTSEASON	HOME UNIFORM	ROAD UNIFORM
RECORD: 16-23-9 (41 points) STANDING: 5th Central, 14th West NHL SEASON: 14th GENERAL MANAGER: David Poile CAPTAIN: Shea Weber	HEAD COACH: Barry Trotz ASSISTANT COACH: Peter Horachek ASSISTANT COACH: Lane Lambert GOALTENDING COACH: Mitch Korn	DIID NOT QUALIFY		

PLAYER	GP	G	A	PTS	PIM	
Shea Weber	48	9	19	28	48	
David Legwand	48	12	13	25	20	
Mike Fisher	38	10	11	21	27	
Martin Erat	NSH	36	4	17	21	26
Colin Wilson	25	7	12	19	4	
Roman Josi	48	5	13	18	8	
Gabriel Bourque	34	11	5	16	4	
Sergei Koslitsyn	46	3	12	15	11	
Patric Hornqvist	24	4	10	14	14	
Kevin Klein	47	3	11	14	9	
Nick Spaling	47	9	4	13	18	
Craig Smith	44	4	8	12	20	
Matt Halischuk	36	5	6	11	10	
Bobby Butler	NJD	14	1	1	2	0
	NSH	20	3	6	9	4
	TOTAL	34	4	7	11	4
Rich Clune	47	4	5	9	113	
Brandon Yip	34	3	5	8	26	
Taylor Beck	16	3	4	7	2	
Jonathon Blum	35	1	6	7	6	
Victor Bartley	24	0	7	7	6	
Ryan Ellis	32	2	4	6	15	
Paul Gaustad	23	2	3	5	20	
Chris Mueller	18	2	3	5	6	
Zach Boychuk	NSH	5	1	1	2	4
Daniel Bang	8	0	2	2	0	
Austin Watson	6	1	0	1	0	
Kevin Henderson	4	1	0	1	0	
Joonas Rask	2	0	1	1	0	
Filip Forsberg	5	0	1	1	0	
Scott Hannan	NSH	29	0	1	1	20
Mattias Ekholm	1	0	0	0	0	
Brian McGrattan	NSH	2	0	0	0	0
Hal Gill	32	0	0	0	12	

GOALTENDER	GP	MINS	GAA	W	L	OT	SO	GA	SV%	G	A	PIM
Pekka Rinne	43	2444	2.43	15	16	8	5	99	.910	0	1	8
Chris Mason	11	467	3.73	1	7	1	0	29	.873	0	0	0
TOTALS	48	2929	2.72	16	23	9	5	133	.900	0	1	8

No.	DATE	OPP.	SCORE	RESULT	GF	GA
1	Jan. 19	@CBJ	2-3	SOL	2	3
2	Jan. 21	STL	3-4	SOL	5	7
3	Jan. 22	@WIN	3-1	W	8	8
4	Jan. 24	@STL	0-3	L	8	11
5	Jan. 26	@ANA	2-3	SOL	10	14
6	Jan. 28	@PHX	0-4	L	10	18
7	Jan. 31	@LAK	2-1	W (SO)	12	19
8	Feb. 2	@SJS	2-1	W (SO)	14	20
9	Feb. 5	@STL	6-1	W	20	21
10	Feb. 7	LAK	3-0	W	24	21
11	Feb. 9	@MIN	1-2	OTL	24	23
12	Feb. 10	CHI	0-5	L	24	26
13	Feb. 12	SJS	1-0	W (OT)	25	26
14	Feb. 14	PHX	3-0	W	28	26
15	Feb. 16	ANA	2-3	SOL	30	29
16	Feb. 18	@DET	5-6	L	35	35
17	Feb. 19	DET	4-3	W (OT)	39	38
18	Feb. 22	VAN	0-1	L	39	39
19	Feb. 23	@DET	0-4	L	39	43
20	Feb. 25	DAL	5-4	W (OT)	44	47
21	Feb. 27	@ANA	1-5	L	45	52
22	March 2	SJS	1-2	L	46	54
23	March 4	@LAK	1-5	L	47	59
24	March 8	EDM	6-0	W	53	59
25	March 9	MIN	1-2	SOL	54	61
26	March 12	@DAL	4-0	W	58	61
27	March 14	@VAN	4-7	L	62	68
28	March 15	@CGY	3-6	L	65	74
29	March 17	@EDM	2-3	L	67	77
30	March 19	@CBJ	3-4	L	70	81
31	March 21	CGY	5-3	W	75	84
32	March 23	CBJ	5-2	W	80	86
33	March 25	EDM	3-2	W	83	88
34	March 28	PHX	4-7	L	87	95
35	March 30	@COL	0-1	OTL	87	96
36	April 1	@CHI	2-3	SOL	89	99
37	April 2	COL	3-1	W	92	100
38	April 4	CBJ	1-3	L	93	103
39	April 6	CHI	0-1	L	93	104
40	April 7	@CHI	3-5	L	96	109
41	April 9	STL	0-1	L	96	110
42	April 12	DAL	2-5	L	98	115
43	April 14	DET	0-3	L	98	118
44	April 15	VAN	2-5	L	100	123
45	April 19	@CHI	4-5	OTL	104	128
46	April 23	CGY	4-3	W	108	131
47	April 25	@DET	2-5	L	110	136
48	April 27	@CBJ	1-3	L	111	139

2012-13 NASHVILLE PREDATORS





2013-14 NHL SEASON

TEAM INFORMATION

RECORD: 38-32-12 (88 points)
STANDING: 6th Central, 10th West
NHL SEASON: 15th
GENERAL MANAGER: David Poile
CAPTAIN: Shea Weber

COACHING STAFF

HEAD COACH: Barry Trotz
ASSISTANT COACH: Lane Lambert
ASSISTANT COACH: Phil Housley
GOALTENDING COACH: Mitch Korn

POSTSEASON

DID NOT QUALIFY

HOME UNIFORM



ROAD UNIFORM



PLAYER	GP	G	A	PTS	PIM	
Shea Weber	79	23	33	56	52	
Patric Hornqvist	76	22	31	53	28	
Craig Smith	79	24	28	52	22	
Mike Fisher	75	20	29	49	60	
Roman Joshi	72	13	27	40	18	
David Legwand	62	10	30	40	30	
Matt Cullen	77	10	29	39	32	
Colin Wilson	81	11	22	33	21	
Nick Spaling	71	13	19	32	14	
Ryan Ellis	80	6	21	27	24	
Gabriel Bourque	74	9	17	26	8	
Seth Jones	77	6	19	25	24	
Eric Nystrom	79	15	6	21	60	
Paul Gaustad	75	10	11	21	61	
Viktor Stalberg	70	8	10	18	32	
Calte Jarnkrok	12	2	7	9	4	
Mattias Ekholm	62	1	8	9	10	
Rich Clune	58	3	4	7	166	
Victor Bartley	50	1	5	6	23	
Michael Del Zotto	42	2	9	11	10	
	NSH	25	1	4	5	8
TOTAL	67	3	13	16	18	
Filip Forsberg	13	1	4	5	4	
Matt Hendricks	44	2	2	4	54	
Colton Sissons	17	1	3	4	4	
Kevin Klein	47	1	2	3	21	
Simon Moser	6	1	1	2	2	
Mark Van Guilder	1	0	0	0	0	
Taylor Beck	7	0	0	0	6	
Joe Piskula	2	0	0	0	0	
Patrick Eaves	25	2	3	5	2	
	DET	5	0	0	0	0
TOTAL	30	2	3	5	2	

GOALTENDER	GP	MINS	GAA	W	L	OT	SO	GA	SV%	G	A	PIM
Carter Hutton	40	2085	2.62	20	11	4	1	91	.910	0	1	2
Pekka Rinne	24	1366	2.77	10	10	3	2	63	.902	0	0	0
Marek Mazanec	25	1369	2.80	8	10	4	2	64	.902	0	0	0
Devan Dubnyk	2	123	4.35	0	1	1	0	9	.850	0	0	0
Magnus Hellberg	1	12	5.00	0	0	0	1	.750	0	0	0	0
TOTALS	82	4989	2.80	38	32	12	5	233	.902	0	1	2

2013-14 NASHVILLE PREDATORS



No.	DATE	OPP.	SCORE	RESULT	GF	GA
1	Oct. 3	@STL	2-4	L	2	4
2	Oct. 4	@COL	1-3	L	3	7
3	Oct. 8	MIN	3-2	W	6	9
4	Oct. 10	TOR	0-4	L	6	13
5	Oct. 15	NYI	3-2	W	9	15
6	Oct. 15	FLA	4-3	W	13	18
7	Oct. 17	LAK	1-2	SOL	14	20
8	Oct. 19	@MTL	2-1	W	16	21
9	Oct. 20	@WPG	3-1	W	19	22
10	Oct. 22	@MIN	0-2	L	19	24
11	Oct. 24	WPG	3-2	W (OT)	22	26
12	Oct. 26	STL	1-6	L	23	32
13	Oct. 31	@PHX	4-5	SOL	27	37
14	Nov. 2	@LAK	4-3	W	31	40
15	Nov. 6	@COL	6-4	W	37	44
16	Nov. 8	@WPG	0-5	L	37	49
17	Nov. 10	@NJD	0-5	L	37	54
18	Nov. 12	@NYI	1-3	L	38	57
19	Nov. 15	@PIT	1-4	L	39	61
20	Nov. 16	CHI	7-2	W	46	63
21	Nov. 19	@DET	2-0	W	48	63
22	Nov. 21	@TOR	4-2	W	52	65
23	Nov. 23	NYR	0-2	L	52	67
24	Nov. 25	PHX	4-2	W	56	69
25	Nov. 27	@CBJ	4-0	W	60	69
26	Nov. 28	EDM	0-3	L	60	72
27	Nov. 30	PHI	2-3	SOL	62	75
28	Dec. 3	VAN	1-3	L	63	78
29	Dec. 5	CAR	2-5	L	65	83
30	Dec. 7	@WSH	2-0	W	67	88
31	Dec. 10	@NJR	4-1	W	71	89
32	Dec. 12	DAL	3-1	W	74	90
33	Dec. 14	SJS	3-2	W	77	92
34	Dec. 17	CHI	1-3	L	78	95
35	Dec. 19	@TBL	2-4	L	80	99
36	Dec. 21	MTL	3-4	OTL	83	103
37	Dec. 23	BOS	2-6	L	85	109
38	Dec. 27	@DAL	1-4	L	86	113
39	Dec. 28	LAK	3-2	W	89	115
40	Dec. 30	DET	6-4	W	95	119
41	Jan. 2	@BOS	2-3	OTL	97	122
42	Jan. 4	@FLA	4-5	SOL	101	127
43	Jan. 5	@CAR	1-2	L	102	129
44	Jan. 7	SJS	3-2	W	105	131
45	Jan. 9	ANA	3-4	L	108	135
46	Jan. 11	OTT	1-2	SOL	109	137
47	Jan. 12	MIN	0-4	L	109	141
48	Jan. 14	CGY	4-2	W	113	143
49	Jan. 16	@PHI	4-3	W (SO)	117	146
50	Jan. 18	COL	4-5	L	121	151
51	Jan. 20	DAL	4-1	W	125	152
52	Jan. 23	@VAN	2-1	W	127	153
53	Jan. 24	@CGY	4-5	SOL	131	158
54	Jan. 26	@EDM	1-5	L	132	163
55	Jan. 28	@WPG	4-3	W	136	166
56	Jan. 31	NJD	3-2	W (OT)	139	168
57	Feb. 1	@STL	3-4	SOL	142	172
58	Feb. 6	@MIN	2-3	OTL	144	175
59	Feb. 8	ANA	2-5	L	146	180
60	Feb. 27	TBL	3-2	W	149	182
61	March 1	WPG	1-3	L	150	185
62	March 4	PIT	1-3	L	151	188
63	March 6	STL	1-2	L	152	190
64	March 8	CBJ	0-1	L	152	191
65	March 10	@OTT	4-3	W (OT)	156	194
66	March 11	@BUF	4-1	W	160	195
67	March 14	@CHI	3-2	W	163	197
68	March 15	STL	1-4	L	164	201
69	March 18	@EDM	1-5	L	165	206
70	March 19	@VAN	0-2	L	165	208
71	March 21	@CGY	6-5	W	171	213
72	March 23	@CHI	2-0	W	173	213
73	March 25	COL	4-5	SOL	177	218
74	March 27	BUF	6-1	W	183	219
75	March 28	@DAL	3-7	L	186	226
76	March 30	WSH	4-3	W (SO)	190	229
77	April 4	@ANA	5-2	W	195	231
78	April 5	@SJS	3-0	W	198	231
79	April 8	@DAL	2-3	SOL	200	234
80	April 10	PHX	2-0	W	202	234
81	April 12	CHI	1-5	W	209	239
82	April 13	@MIN	7-3	W	216	242



2014-15 NHL SEASON

TEAM INFORMATION

RECORD: 47-25-10 (104 points)
STANDING: 2nd Central, 3rd West
NHL SEASON: 16th
GENERAL MANAGER: David Poile
CAPTAIN: Shea Weber

COACHING STAFF

HEAD COACH: Peter Laviolette
ASSISTANT COACH: Phil Housley
ASSISTANT COACH: Kevin McCarthy
GOALTENDING COACH: Ben Vanderklok

POSTSEASON

FIRST ROUND: Lost to Chicago, 4-2

HOME UNIFORM**ROAD UNIFORM**

PLAYER	GP	G	A	PTS	PIM	
Filip Forsberg	82	26	37	63	24	
Mike Ribeiro	82	15	47	62	52	
Roman Josi	81	15	40	55	26	
Shea Weber	78	15	30	45	72	
Craig Smith	82	23	21	44	44	
Colin Wilson	77	20	22	42	22	
Mike Fisher	59	19	20	39	39	
James Neal	67	23	14	37	57	
Ryan Ellis	58	9	18	27	27	
Seth Jones	82	8	19	27	20	
Matt Cullen	62	7	18	25	16	
Mattias Ekholm	80	7	11	18	52	
Calle Jarnkrok	64	7	11	18	18	
Taylor Beck	72	8	8	16	18	
Paul Gaustad	73	4	10	14	60	
Gabriel Bourque	69	3	10	13	10	
Eric Nystrom	60	7	5	12	15	
Viktor Stalberg	25	2	8	10	18	
Derek Roy	NSH	26	1	9	10	2
Victor Bartley	37	0	10	10	26	
Anton Volchenkov	46	0	7	7	14	
Olli Jokinen	NSH	48	3	3	6	26
Mike Santorelli	TOR	57	11	18	29	8
	NSH	22	1	3	4	6
	TOTAL	79	12	21	33	14
Cody Franson	TOR	55	6	26	32	26
	NSH	23	1	3	4	2
	TOTAL	78	7	29	36	28
Miikka Salomaki	1	1	0	1	0	
Mark Arcobello	4	1	0	1	0	
Rich Clune	1	0	0	0	0	
Joe Piskula	1	0	0	0	2	
Kevin Fiala	1	0	0	0	0	
Viktor Arvidsson	6	0	0	0	0	
Anthony Bitetto	7	0	0	0	7	

GOALTENDER	GP	MINS	GAA	W	L	OT	SO	GA	SV%	G	A	PIM
Pekka Rinne	64	3850	2.18	41	17	6	4	140	.923	0	1	8
Carter Hutton	18	1009	2.61	6	7	4	1	44	.902	0	0	0
Marek Mazanec	2	105	2.26	0	1	0	0	4	.915	0	0	0
TOTALS	82	5010	2.42	47	25	10	5	202	.913	0	1	8

2014-15 NASHVILLE PREDATORS



No.	DATE	OPP.	SCORE	RESULT	GF	GA
1	Oct. 9	OTT	3-2	W	3	2
2	Oct. 11	DAL	4-1	W	7	3
3	Oct. 14	CGY	2-3	SOL	1	6
4	Oct. 17	@WPG	2-0	W	11	6
5	Oct. 18	@CHI	1-2	OTL	12	8
6	Oct. 21	ARI	4-3	W (SO)	16	11
7	Oct. 23	CHI	3-2	W	19	13
8	Oct. 25	PIT	0-3	L	19	16
9	Oct. 29	@EDM	4-1	W	23	17
10	Oct. 31	@CGY	3-4	L	26	27
11	Nov. 2	@VAN	3-1	W	29	22
12	Nov. 4	@WPG	1-3	L	30	25
13	Nov. 6	@DAL	3-2	W	33	27
14	Nov. 8	@STL	2-1	W	35	28
15	Nov. 11	EDM	3-2	W	38	30
16	Nov. 13	@STL	3-4	L	41	34
17	Nov. 15	WPG	2-1	W	43	35
18	Nov. 18	@TOR	9-2	W (SO)	52	37
19	Nov. 20	@OTT	2-3	L	54	40
20	Nov. 22	FLA	3-2	W (SO)	57	42
21	Nov. 25	LAK	4-3	W (SO)	61	45
22	Nov. 27	EDM	1-0	W (OT)	62	43
23	Nov. 29	CBJ	2-1	W	64	46
24	Dec. 2	@CAR	1-2	L	65	48
25	Dec. 4	STL	4-3	W	69	51
26	Dec. 6	CHI	1-3	L	70	54
27	Dec. 9	@COL	3-0	W	73	54
28	Dec. 11	@ARI	5-1	W	78	55
29	Dec. 13	@SJS	0-2	L	78	57
30	Dec. 16	BOS	3-5	W (SO)	81	64
31	Dec. 20	@MIN	6-5	W (OT)	92	65
32	Dec. 22	@CBJ	5-1	W	95	70
33	Dec. 23	@BOS	3-5	L	99	71
34	Dec. 27	PHI	4-1	W	106	78
35	Dec. 29	@CHI	4-5	SOL	103	76
36	Dec. 30	STL	3-2	W	116	88
37	Jan. 3	@LAK	7-6	W (OT)	113	84
38	Jan. 4	@ANA	3-4	SOL	116	88
39	Jan. 6	CAR	3-2	W	122	90
40	Jan. 8	DAL	3-2	W (OT)	122	92
41	Jan. 10	@MIN	3-1	W	125	93
42	Jan. 13	VAN	5-1	W	130	94
43	Jan. 16	WSH	4-3	W	134	97
44	Jan. 17	@DET	2-5	L	136	102
45	Jan. 20	@MTL	1-2	OTL	137	104
46	Jan. 27	COL	4-3	W (OT)	141	107
47	Jan. 29	@COL	4-5	SOL	145	112
48	Jan. 30	@STL	0-3	L	145	115
49	Feb. 1	@PIT	4-0	W	149	115
50	Feb. 3	TOR	4-3	W	153	118
51	Feb. 5	ANA	2-5	L	155	123
52	Feb. 7	NYR	3-2	W	158	125
53	Feb. 8	@FLA	2-2	W (SO)	161	127
54	Feb. 10	TBL	3-2	W (OT)	164	129
55	Feb. 12	WPG	3-1	W	167	130
56	Feb. 14	NJD	3-1	W	170	131
57	Feb. 17	SJS	5-1	W	175	132
58	Feb. 19	@NYI	2-5	L	177	137
59	Feb. 21	@PHI	2-3	SOL	179	140
60	Feb. 22	@BUF	2-1	W (SO)	181	141
61	Feb. 24	COL	5-2	W	186	143
62	Feb. 26	MIN	2-4	L	188	147
63	Feb. 28	DET	3-4	L	191	151
64	March 2	@NYR	1-4	L	192	155
65	March 3	@NJD	1-3	L	193	158
66	March 5	NYI	3-4	L	196	162
67	March 7	WPG	1-3	L	197	165
68	March 9	@ARI	2-1	W (OT)	199	166
69	March 12	@SJS	0-2	L	199	168
70	March 14	@LAK	2-1	W	201	169
71	March 15	@ANA	2-4	L	203	173
72	March 17	MIN	2-3	OTL	205	176
73	March 21	BUF	3-0	W	208	176
74	March 24	MTL	3-2	W (OT)	211	178
75	March 26	@TBL	3-2	W	214	180
76	March 28	@WSH	4-3	W	218	183
77	March 29	CGY	2-5	L	220	188
78	March 31	VAN	4-5	SOL	224	193
79	April 4	DAL	3-4	OTL	227	197
80	April 7	@COL	2-3	L	229	204
81	April 9	MIN	2-4	L	231	204
82	April 11	@DAL	1-4	L	232	208



2015-16 NHL SEASON

TEAM INFORMATION

RECORD: 41-27-14 (96 points)
STANDING: 4th Central, 7th West
NHL SEASON: 17th
GENERAL MANAGER: David Poile
CAPTAIN: Shea Weber

COACHING STAFF

HEAD COACH: Peter Laviolette
ASSISTANT COACH: Phil Housley
ASSISTANT COACH: Kevin McCarthy
GOALTENDING COACH: Ben VanDerKloek

POSTSEASON

FIRST ROUND: Def. Anaheim, 4-3
SECOND ROUND: Lost to San Jose, 4-3

HOME UNIFORM



ROAD UNIFORM



PLAYER	GP	G	A	PTS	PIM	
Filip Forsberg	82	33	31	64	47	
Roman Josi	81	14	47	61	43	
James Neal	82	31	27	58	65	
Shea Weber	78	20	31	51	27	
Mike Ribeiro	81	7	43	50	62	
Craig Smith	82	21	16	37	40	
Matias Ekholm	82	8	27	35	44	
Ryan Johansen	CBJ	38	6	20	26	25
	NSH	42	8	26	34	36
TOTAL	80	14	46	60	61	
Ryan Ellis	79	10	22	32	35	
Calle Jarnkrok	81	16	14	30	14	
Colin Wilson	64	6	18	24	14	
Mike Fisher	70	13	10	23	29	
Viktor Arvidsson	56	8	8	16	35	
Seth Jones	NSH	40	1	10	11	10
Miikka Salomaki	61	5	5	10	28	
Austin Watson	57	3	7	10	32	
Cody Hodgson	39	3	5	8	6	
Eric Nystrom	46	7	0	7	20	
Colton Sissons	34	4	2	6	12	
Paul Gaustad	63	2	4	6	46	
Anthony Bitetto	28	1	5	6	19	
Barret Jackman	73	1	4	5	76	
Gabriel Bourque	22	1	3	4	18	
Petter Granberg	27	0	2	2	13	
Kevin Fiala	5	1	0	1	0	
Cody Bass	17	0	0	0	17	
Victor Bartley	NSH	1	0	0	0	0
Corey Potter	1	0	0	0	0	0
Stefan Elliott	ARI	19	2	4	6	4
	NSH	2	0	0	0	0
TOTAL	21	2	4	6	4	

GOALTENDER	GP	MIN	GAA	W	L	OT	SO	GA	SV%	G	A	PIM
Pekka Rinne	66	3895	2.48	34	21	10	4	161	.908	0	2	6
Carter Hutton	17	978	2.33	7	5	4	2	38	.918	0	1	0
Juuse Saros	1	58	3.10	0	1	0	0	3	.870	0	0	0
TOTALS	82	4931	2.64	41	27	14	6	202	.899	0	3	6

2015-16 NASHVILLE PREDATORS



No.	DATE	OPP.	SCORE	RESULT	GF	GA
1	Oct. 8	CAR	2-1	W	2	1
2	Oct. 10	EDM	2-0	W	4	4
3	Oct. 13	@NJD	3-1	W	7	2
4	Oct. 15	@NYI	3-4	L	10	6
5	Oct. 17	@OTT	4-3	W (SO)	14	9
6	Oct. 20	TBL	5-4	W (SO)	19	13
7	Oct. 22	ANA	5-1	W	24	14
8	Oct. 24	PIT	1-2	OTL	25	16
9	Oct. 28	@SJS	2-1	W	27	17
10	Oct. 31	@LAK	3-4	OTL	30	21
11	Nov. 1	@ANA	2-4	L	32	25
12	Nov. 5	@MIN	5-2	W	35	27
13	Nov. 7	STL	0-4	L	35	31
14	Nov. 10	OTT	7-5	W	42	36
15	Nov. 12	TOR	1-2	OTL	43	38
16	Nov. 14	WPG	7-0	W	50	38
17	Nov. 17	ANA	3-2	W	53	40
18	Nov. 20	@CBJ	0-4	L	53	44
19	Nov. 21	@MIN	0-4	L	53	48
20	Nov. 23	@NVR	0-3	L	53	51
21	Nov. 25	@BUF	3-2	W	56	53
22	Nov. 27	@PHI	5-0	OTL	58	56
23	Nov. 28	BUF	1-4	L	59	60
24	Dec. 1	ARI	5-2	W	64	62
25	Dec. 3	FLA	1-2	L	65	64
26	Dec. 5	@DET	4-5	OTL	69	69
27	Dec. 7	@BOS	3-2	W	72	71
28	Dec. 8	@CHI	1-4	L	73	75
29	Dec. 10	CHI	5-1	W	78	76
30	Dec. 12	COL	2-3	L	81	81
31	Dec. 15	CGY	1-2	OTL	81	81
32	Dec. 17	@STL	1-2	L	82	83
33	Dec. 19	MIN	3-2	W	85	85
34	Dec. 21	MTL	5-1	W	90	86
35	Dec. 26	DET	2-3	L	92	89
36	Dec. 28	NVR	5-3	W	97	92
37	Dec. 29	@STL	3-4	OTL	100	96
38	Dec. 31	@DAL	1-5	L	101	101
39	Jan. 2	@CAR	2-1	W (OT)	103	102
40	Jan. 5	WPG	1-4	L	104	106
41	Jan. 8	COL	3-5	L	107	111
42	Jan. 9	@ARI	0-4	L	107	115
43	Jan. 12	@CHI	2-3	L	109	118
44	Jan. 14	@WPG	4-5	OTL	113	123
45	Jan. 16	MIN	3-0	W	116	123
46	Jan. 19	CHI	1-4	L	117	127
47	Jan. 21	@WPG	4-1	W	121	128
48	Jan. 23	@EDM	4-1	W	125	129
49	Jan. 26	@VAN	2-1	W	127	130
50	Jan. 27	@CGY	2-1	W	129	131
51	Feb. 2	STL	0-1	L	129	132
52	Feb. 4	PHI	3-6	L	132	138
53	Feb. 6	SJS	6-2	W	138	140
54	Feb. 9	WSH	3-5	L	141	145
55	Feb. 12	@TBL	3-4	OTL	144	149
56	Feb. 13	@FLA	5-0	W	149	149
57	Feb. 15	DAL	2-3	OTL	151	152
58	Feb. 18	BOS	2-0	W	153	152
59	Feb. 20	LAK	1-2	OTL	154	154
60	Feb. 22	@MTL	2-1	W (SO)	155	155
61	Feb. 23	@TOR	3-2	W	159	157
62	Feb. 25	@CHI	3-1	W	162	158
63	Feb. 27	STL	5-0	W	167	158
64	March 1	DAL	5-3	W	172	161
65	March 3	NJD	4-5	OTL	176	166
66	March 5	@COL	5-2	W	181	166
67	March 8	@WPG	4-2	W	185	170
68	March 9	@CGY	2-3	OTL	187	173
69	March 12	@VAN	2-4	L	189	177
70	March 14	@EDM	3-2	W	192	179
71	March 17	WVI	4-2	W	196	181
72	March 18	@WSH	1-4	L	197	185
73	March 21	LAK	5-2	W	202	187
74	March 24	VAN	3-2	W (SO)	205	189
75	March 26	CBJ	5-1	W	210	190
76	March 28	COL	3-4	L	213	194
77	March 29	@DAL	2-5	L	215	199
78	March 31	@PIT	2-5	L	217	204
79	April 2	SJS	2-3	SOL	219	207
80	April 5	COL	4-3	W	223	210
81	April 7	ARI	3-2	W (OT)	226	212
82	April 9	@DAL	2-5	L	228	215



2016-17 NHL SEASON



TEAM INFORMATION

RECORD: 41-29-12 (94 points)
STANDING: 4th Central, 8th West
NHL SEASON: 18th
GENERAL MANAGER: David Poile
CAPTAIN: Mike Fisher

COACHING STAFF

HEAD COACH: Peter Laviolette
ASSISTANT COACH: Phil Housley
ASSISTANT COACH: Kevin McCarthy
GOALTENDING COACH: Ben Vanderklok

POSTSEASON

FIRST ROUND: Def. Chicago, 4-0
SECOND ROUND: Def. St. Louis, 4-2
WEST. CONF. FINAL: Def. Anaheim, 4-2
CUP FINAL: Lost to Pittsburgh, 4-2

HOME UNIFORM



ROAD UNIFORM



PLAYER	GP	G	A	PTS	PIM	
Viktor Arvidsson	80	31	30	61	28	
Ryan Johansen	82	14	47	61	60	
Filip Forsberg	82	31	27	58	32	
Roman Josi	72	12	37	49	18	
Mike Fisher	72	18	24	42	55	
James Neal	70	23	18	41	35	
P.K. Subban	66	10	30	40	44	
Ryan Ellis	71	16	22	38	29	
Colin Wilson	70	12	23	35	18	
Calle Jankrok	81	15	16	31	25	
Craig Smith	78	12	17	29	30	
Mike Ribeiro	46	4	21	25	14	
Mattias Ekholm	82	3	20	23	34	
Austin Watson	77	5	12	17	99	
Kevin Fiala	54	11	5	16	18	
Matt Irwin	74	3	11	14	26	
Colton Sissons	58	8	2	10	12	
Yannick Weber	73	1	7	8	25	
Anthony Bitetto	29	0	7	7	25	
Cody McLeod	COL	28	1	0	1	52
	NSH	31	4	1	5	93
	TOTAL	59	5	1	6	145
Harry Zolnierczyk	24	2	2	4	10	
Pontus Aberg	15	1	1	2	4	
Reid Boucher	NSH	3	1	0	1	0
Vernon Fiddler	NJD	39	1	2	3	29
	NSH	20	1	0	1	37
	TOTAL	59	2	2	4	66
Matt Carle	6	0	1	1	0	
Frederick Gaudreau	9	0	1	1	0	
Derek Grant	NSH	6	0	1	1	5
Brad Hunt	3	0	1	1	0	
PA Parenteau	NJD	59	13	14	27	35
	NSH	8	0	1	1	0
	TOTAL	67	13	15	28	35
Cody Bass	9	0	0	0	19	
Alexandre Carrier	2	0	0	0	0	
Petter Granberg	10	0	0	0	10	
Vladislav Kamenev	2	0	0	0	2	
Mike Liambas	1	0	0	0	0	
Adam Parfy	4	0	0	0	6	
Miikka Salomaki	5	0	0	0	2	
Trevor Smith	1	0	0	0	0	

GOALTENDER	GP	MINS	GAA	W	L	OT	SO	GA	SV%	G	A	PIM
Pekka Rinne	61	3568	2.42	31	19	9	2	144	.918	0	0	4
Juse Saros	21	1200	2.35	10	8	3	0	47	.923	0	1	0
Marek Mazanec	4	178	4.72	0	2	0	0	14	.839	0	1	0
TOTALS	82	4946	2.49	41	29	12	2	205	.917	0	2	4

No.	DATE	OPP.	SCORE	RESULT	GF	GA
1	Oct. 8	@CAR	2-1	W	2	1
2	Oct. 10	EDM	2-0	W	4	2
3	Oct. 13	@NJD	3-1	W	7	6
4	Oct. 15	@NYI	3-4	L	10	9
5	Oct. 17	@OTT	4-3	W (SO)	14	19
6	Oct. 20	TBL	5-4	W (SO)	19	13
7	Oct. 22	ANA	5-1	W	24	14
8	Oct. 24	PIT	1-2	OTL	25	16
9	Oct. 28	@SJS	2-1	W	27	17
10	Oct. 31	@LAK	2-4	OTL	30	21
11	Nov. 1	@ANA	2-4	L	32	25
12	Nov. 5	@MIN	1-2	W	35	27
13	Nov. 7	STL	0-4	L	35	31
14	Nov. 10	OTT	7-5	W	42	36
15	Nov. 12	TOR	1-2	OTL	43	38
16	Nov. 14	WPG	7-0	W	50	38
17	Nov. 17	ANA	3-2	W	53	40
18	Nov. 20	@CBJ	0-4	L	53	44
19	Nov. 21	@MIN	0-4	L	53	48
20	Nov. 23	@NYF	0-3	L	53	51
21	Nov. 25	@BUF	3-2	W	56	53
22	Nov. 27	@PHI	1-2	OTL	56	56
23	Nov. 28	BUF	1-4	L	59	60
24	Dec. 1	ARI	5-2	W	64	62
25	Dec. 3	FLA	1-2	L	65	64
26	Dec. 5	@DET	4-5	OTL	69	69
27	Dec. 7	@BOS	3-2	W	72	71
28	Dec. 8	@CHI	1-4	L	73	75
29	Dec. 10	CHI	5-1	W	78	76
30	Dec. 12	COL	2-3	L	80	81
31	Dec. 15	CGY	1-2	OTL	81	81
32	Dec. 17	@STL	1-2	L	82	83
33	Dec. 19	MIN	3-2	W	85	85
34	Dec. 21	MTL	5-1	W	90	86
35	Dec. 26	DET	2-3	L	92	89
36	Dec. 28	NYR	5-3	W	97	92
37	Dec. 29	@STL	3-4	OTL	100	96
38	Dec. 31	@DAL	1-5	L	101	101
39	Jan. 2	@CAR	2-1	W (OT)	103	102
40	Jan. 5	WPG	1-4	L	107	106
41	Jan. 8	COL	3-5	L	107	111
42	Jan. 9	@ARI	0-4	L	107	115
43	Jan. 12	@CHI	2-3	L	109	118
44	Jan. 14	@WPG	4-5	OTL	113	123
45	Jan. 16	MIN	3-0	W	116	123
46	Jan. 19	CHI	1-4	L	117	127
47	Jan. 21	@WPG	4-1	W	121	128
48	Jan. 23	@EDM	4-1	W	125	129
49	Jan. 26	@VAN	2-1	W	127	130
50	Jan. 27	@CGY	2-1	W	129	131
51	Feb. 2	STL	0-1	L	129	132
52	Feb. 4	PHI	3-6	L	132	138
53	Feb. 6	SJS	6-2	W	138	140
54	Feb. 9	WSH	3-5	L	141	145
55	Feb. 12	@TBL	3-4	OTL	144	149
56	Feb. 13	@FLA	5-0	W	149	149
57	Feb. 15	DAL	2-3	OTL	151	152
58	Feb. 18	BOS	2-0	W	153	152
59	Feb. 20	LAK	1-2	OTL	154	154
60	Feb. 22	@MTL	2-1	W (SO)	156	155
61	Feb. 23	@TOR	3-2	W	159	157
62	Feb. 25	@CHI	3-1	W	162	158
63	Feb. 27	STL	5-0	W	167	158
64	March 1	DAL	5-3	W	172	161
65	March 3	NJD	4-5	OTL	176	166
66	March 5	@COL	5-2	W	181	166
67	March 8	@WPG	4-2	W	185	170
68	March 9	@CGY	2-3	OTL	187	173
69	March 12	@VAN	2-4	L	189	177
70	March 14	@EDM	3-2	W	192	179
71	March 17	NYI	4-2	W	196	181
72	March 18	@WSH	1-4	L	197	185
73	March 21	LAK	5-2	W	202	187
74	March 24	VAN	3-2	W (SO)	205	189
75	March 26	CBJ	5-1	W	210	190
76	March 28	COL	3-4	L	213	194
77	March 29	@DAL	2-5	L	215	199
78	March 31	@PIT	2-5	L	217	204
79	April 2	SJS	2-3	SOL	219	217
80	April 5	COL	4-3	W	223	210
81	April 7	ARI	3-2	W (OT)	226	212
82	April 9	@DAL	2-5	L	228	215

2016-17 NASHVILLE PREDATORS





2017-18 NHL SEASON



TEAM INFORMATION	COACHING STAFF	POSTSEASON	HOME UNIFORM	ROAD UNIFORM
RECORD: 53-18-11 (117 points) STANDING: 1st Central, 1st West NHL SEASON: 19th GENERAL MANAGER: David Poile CAPTAIN: Roman Josi	HEAD COACH: Peter Laviolette ASSOCIATE COACH: Kevin McCarthy ASSISTANT COACH: Dan Muese GOALTENDING COACH: Ben Vanderklok	FIRST ROUND: Def. Colorado, 4-2 SECOND ROUND: Lost to Winnipeg, 4-3		

PLAYER	GP	G	A	PTS	PIM	
Filip Forsberg	67	26	38	64	38	
Viktor Arvidsson	78	29	32	61	36	
P.K. Subban	82	16	43	59	82	
Ryan Johansen	79	15	39	54	78	
Roman Josi	75	14	39	53	24	
Craig Smith	79	25	26	51	24	
Kevin Fiala	80	23	25	48	26	
Kyle Turris	OTT	11	3	6	9	2
	NSH	65	13	29	42	24
TOTAL		76	16	35	51	26
Calle Jarnkrok	68	16	19	35	12	
Mattias Ekholm	81	10	24	34	46	
Ryan Ellis	44	9	23	32	6	
Colton Sissons	81	9	18	27	42	
Nick Bonino	71	12	13	25	20	
Scott Hartnell	62	13	11	24	82	
Austin Watson	76	14	5	19	123	
Alexei Emelin	76	1	8	9	40	
Miikka Salomaki	58	2	6	8	34	
Matt Irwin	50	2	6	8	8	
Pontus Aberg	NSH	37	2	6	8	8
Ryan Hartman	CHI	57	8	17	25	58
	NSH	21	3	3	6	14
TOTAL		78	11	20	31	72
Yannick Weber	47	2	3	5	16	
Mike Fisher	16	2	2	4	8	
Anthony Bitetto	32	1	2	3	27	
Juuse Saros	26	0	3	3	0	
Frederick Gaudreau	20	0	3	3	2	
Samuel Girard	NSH	5	1	2	3	2
Cody McLeod	NSH	23	1	1	2	72
Pekka Rinne	59	0	1	1	6	
Eeli Tolvanen	3	0	0	0	0	

GOALTENDER	GP	MIN	GAA	W	L	OT	SO	GA	SV%	G	A	PIM
Pekka Rinne	59	3475	2.31	42	13	4	8	134	.927	0	1	6
Juuse Saros	26	1497	2.45	11	5	7	3	61	.925	0	3	0
TOTALS	82	4972	2.35	53	18	11	11	195	.926	0	4	6

2017-18 NASHVILLE PREDATORS



No.	DATE	OPP.	SCORE	RESULT	GF	GA
1	Oct. 5	@BOS	3-4	L	3	4
2	Oct. 7	@PHI	0-4	L	3	8
3	Oct. 10	PHI	6-5	W	9	13
4	Oct. 12	DAL	4-1	W	13	14
5	Oct. 14	@CHI	1-2	OTL	14	16
6	Oct. 17	COL	4-1	W	18	17
7	Oct. 19	@PHI	1-0	W	19	17
8	Oct. 21	@NYR	2-4	L	21	21
9	Oct. 24	CGY	2-3	SOL	23	24
10	Oct. 27	@NYI	2-1	W	27	25
11	Oct. 28	NYI	2-6	L	27	31
12	Nov. 1	@SJS	1-4	L	28	35
13	Nov. 3	@ANA	5-3	W	33	38
14	Nov. 4	@LAK	4-3	W (OT)	37	41
15	Nov. 7	@CBJ	3-1	W	40	42
16	Nov. 11	PIT	5-4	W (SO)	45	46
17	Nov. 14	WSH	6-3	W	51	49
18	Nov. 16	@MIN	4-6	L	55	55
19	Nov. 18	COL	5-2	W	60	57
20	Nov. 20	WPG	5-3	W	65	60
21	Nov. 22	MTL	3-2	W (SO)	68	62
22	Nov. 24	@STL	2-0	W	70	62
23	Nov. 26	@CAR	3-4	SOL	73	66
24	Nov. 28	CHI	3-2	W	76	68
25	Nov. 30	VAN	3-5	L	79	73
26	Dec. 2	ANA	3-2	W (SO)	82	75
27	Dec. 4	BOS	5-3	W	87	78
28	Dec. 5	@DAL	5-2	W	92	80
29	Dec. 8	VGK	3-4	SOL	95	84
30	Dec. 13	@VAN	7-1	W	102	85
31	Dec. 14	@EDM	4-0	W	106	85
32	Dec. 16	@CGY	2-0	W	108	85
33	Dec. 19	WPG	4-6	L	112	91
34	Dec. 21	CAR	1-4	L	113	95
35	Dec. 23	@DAL	3-4	SOL	116	99
36	Dec. 27	@STL	2-1	W	118	100
37	Dec. 29	@MIN	2-4	L	120	104
38	Dec. 30	MIN	3-0	W	123	104
39	Jan. 2	@VGK	0-3	L	123	107
40	Jan. 4	@ARI	2-3	OTL	125	110
41	Jan. 6	@LAK	4-3	W	129	113
42	Jan. 9	EDM	2-1	W	131	114
43	Jan. 16	VGK	1-0	W	132	114
44	Jan. 18	ARI	3-2	W (SO)	135	116
45	Jan. 20	FLA	4-3	W	139	119
46	Jan. 23	TBL	3-4	OTL	142	123
47	Jan. 25	@NJD	1-0	W	145	123
48	Jan. 30	CHI	1-2	L	146	125
49	Feb. 1	LAK	5-0	W	151	125
50	Feb. 3	NYR	5-2	W	156	127
51	Feb. 5	@NYI	5-4	W (OT)	161	131
52	Feb. 7	@TOR	2-3	SOL	163	134
53	Feb. 8	@OTT	3-4	OTL	166	138
54	Feb. 10	@MTL	3-2	W (SO)	169	140
55	Feb. 13	STL	4-3	W (OT)	173	143
56	Feb. 15	CGY	3-4	L	176	147
57	Feb. 17	DET	1-3	L	177	150
58	Feb. 19	OTT	5-2	W	182	152
59	Feb. 20	@DET	3-2	W	185	154
60	Feb. 22	SJS	7-1	W	192	155
61	Feb. 25	STL	4-0	W	196	160
62	Feb. 27	@WPG	6-5	W	202	162
63	March 1	@EDM	4-2	W	206	162
64	March 2	@VAN	4-3	W (OT)	210	165
65	March 4	@COL	4-3	W (OT)	214	168
66	March 6	DAL	2-0	W	216	168
67	March 8	ANA	4-2	W	220	170
68	March 10	NJD	2-3	SOL	222	173
69	March 13	WPG	3-1	W	225	174
70	March 15	@ARI	3-2	W	228	176
71	March 16	@COL	4-2	W	232	178
72	March 19	@BUF	4-0	W	236	178
73	March 22	TOR	2-5	L	238	183
74	March 24	@MIN	1-4	L	239	187
75	March 25	@WPG	4-5	SOL	243	192
76	March 27	MIN	2-1	W (SO)	245	193
77	March 29	SJS	5-3	W	250	196
78	March 31	BUF	4-7	L	254	203
79	April 1	@TBL	4-1	W	258	204
80	April 3	@FLA	1-2	L	259	206
81	April 5	@WSH	4-3	W	263	209
82	April 7	CBJ	4-2	W	267	211



2018-19 NHL SEASON

TEAM INFORMATION

RECORD: 47-29-6 (100 points)
STANDING: 1st Central, 3rd West
NHL SEASON: 20th
GENERAL MANAGER: David Poile
CAPTAIN: Roman Josi

COACHING STAFF

HEAD COACH: Peter Laviolette
ASSOCIATE COACH: Kevin McCarthy
ASSISTANT COACH: Dan Muse
GOALTENDING COACH: Ben Vanderkolk

POSTSEASON

FIRST ROUND: Lost to Dallas, 4-2

HOME UNIFORM



ROAD UNIFORM




PLAYER	GP	G	A	PTS	PIM
Ryan Johansen	80	14	50	64	42
Roman Josi	82	15	41	56	42
Filip Forsberg	64	28	22	50	26
Viktor Arvidsson	58	34	14	48	26
Mattias Ekholm	80	8	36	44	47
Ryan Ellis	82	7	34	41	20
Craig Smith	76	21	17	38	20
Nick Bonino	81	17	18	35	18
Kevin Fiala	64	10	22	32	26
P.K. Subban	63	9	22	31	60
Colton Sissons	75	15	15	30	23
Calle Jarnkrok	79	10	16	26	12
Kyle Turris	55	7	16	23	33
Ryan Hartman	64	10	10	20	44
Austin Watson	37	7	9	16	39
Rocco Grimaldi	53	5	8	13	10
Yannick Weber	62	2	6	8	18
Miikka Salomaki	37	3	4	7	8
Matt Irwin	44	1	6	7	38
Brian Boyle	47	13	6	19	22
NSH	26	5	0	5	16
TOTAL	73	18	6	24	38
Mikael Granlund	63	15	34	49	20
MIN	16	1	4	5	4
NSH	79	16	38	54	24
Dan Hamhuis	57	0	5	5	28
Frederick Gaudreau	55	3	1	4	2
Wayne Simmonds	62	16	11	27	90
PHI	17	1	2	3	9
NSH	79	17	13	30	99
Zac Rinaldo	23	1	2	3	20
Anthony Bitetto	18	0	3	3	8
NSH	4	1	1	2	0
Eeli Tolvanen	4	1	0	1	0
Dante Fabbro	4	1	0	1	0
Matt Donovan	2	0	1	1	2
Rem Pitlick	1	0	0	0	2
Anthony Richard	1	0	0	0	0
Phillip Di Giuseppe	21	1	3	4	8
CAR	3	0	0	0	0
NSH	24	1	3	4	8
TOTAL	6	0	0	0	2
Colin Blackwell	7	0	0	0	7
NSH	31	0	0	0	0
Cody McLeod	31	0	0	0	0
Joose Saros	56	0	0	0	4
NSH	56	0	0	0	4

GOALTENDER	GP	MINS	GAA	W	L	OT	SO	GA	SV%	G	A	PIM
Pekka Rinne	56	3220	2.42	30	19	4	4	130	.918	0	0	4
Joose Saros	31	1696	2.62	17	10	2	3	74	.915	0	0	0
TOTALS	82	4916	2.49	47	29	6	7	204	.917	0	0	4

No.	DATE	OPP.	SCORE	RESULT	GF	GA
1	Oct. 4	@NWR	3-2	W	3	2
2	Oct. 6	@NYI	4-3	W	7	5
3	Oct. 9	CGY	0-3	L	7	8
4	Oct. 11	WPG	3-0	W	10	8
5	Oct. 13	NYI	5-2	W	15	10
6	Oct. 15	MIN	4-2	W	19	12
7	Oct. 19	@CGY	5-3	W	24	15
8	Oct. 20	@EDM	3-0	W	27	15
9	Oct. 23	SJS	4-5	L	31	20
10	Oct. 25	@NJD	4-3	W (OT)	35	23
11	Oct. 27	EDM	3-5	L	38	28
12	Oct. 30	VGBK	4-1	W	42	29
13	Nov. 1	@TBL	4-1	W	46	30
14	Nov. 3	BOS	1-0	W	47	30
15	Nov. 7	@COL	4-1	W	51	31
16	Nov. 10	@DAL	5-4	W (OT)	56	35
17	Nov. 12	@ANA	1-2	L	57	37
18	Nov. 13	@SJS	4-5	L	61	42
19	Nov. 15	@ARI	1-2	L	62	44
20	Nov. 17	LAK	5-3	W	67	47
21	Nov. 19	TBL	3-2	W	49	49
22	Nov. 21	STL	4-1	W	74	50
23	Nov. 23	@STL	2-6	L	76	56
24	Nov. 25	ANA	5-2	W	81	58
25	Nov. 27	COL	2-3	L	83	61
26	Nov. 29	ARI	0-3	L	83	64
27	Dec. 1	CHI	5-2	W	88	66
28	Dec. 3	BUF	2-1	W	90	67
29	Dec. 6	@VAN	3-5	L	93	72
30	Dec. 8	@CGY	2-5	L	95	77
31	Dec. 11	OTT	3-1	W	98	78
32	Dec. 13	VAN	4-3	W (OT)	102	81
33	Dec. 15	NJD	2-1	W (SO)	104	82
34	Dec. 17	@OTT	3-4	OTL	107	86
35	Dec. 18	@CHI	1-2	L	108	88
36	Dec. 20	@PHI	1-2	L	109	90
37	Dec. 22	@BOS	2-5	L	111	95
38	Dec. 27	DAL	0-2	L	111	97
39	Dec. 29	NYR	3-4	L	114	101
40	Dec. 31	@WSH	6-3	W	124	104
41	Jan. 1	PHI	4-0	W	127	107
42	Jan. 4	@DET	3-4	OTL	127	108
43	Jan. 5	@MTL	4-1	W	131	109
44	Jan. 7	@TOR	4-0	W	135	109
45	Jan. 9	@CHI	4-3	W (OT)	139	112
46	Jan. 10	@CBJ	3-4	OTL	142	116
47	Jan. 13	@CAR	3-6	L	145	122
48	Jan. 15	WSH	7-2	W	152	124
49	Jan. 17	WPG	1-5	L	153	129
50	Jan. 19	FLA	2-4	L	155	133
51	Jan. 21	@COL	4-1	W	159	134
52	Jan. 23	@VGK	2-1	W	161	135
53	Feb. 1	@FLA	4-1	W	165	136
54	Feb. 2	DAL	1-3	L	166	139
55	Feb. 5	ARI	5-2	W	171	141
56	Feb. 7	DAL	3-2	W (OT)	174	143
57	Feb. 9	@STL	2-3	L	176	146
58	Feb. 10	STL	4-5	OTL	180	151
59	Feb. 12	DET	2-3	L	182	154
60	Feb. 14	MTL	1-5	L	185	155
61	Feb. 16	@VGK	1-5	L	186	160
62	Feb. 19	@DAL	5-3	W	191	163
63	Feb. 21	LAK	2-1	W	193	164
64	Feb. 23	COL	0-5	L	193	169
65	Feb. 25	EDM	3-2	W (SO)	196	171
66	Feb. 26	@STL	0-2	L	196	173
67	March 1	@WPG	3-5	L	199	178
68	March 3	@MIN	3-2	W (SO)	202	180
69	March 5	MIN	5-4	W (SO)	207	184
70	March 9	CAR	3-5	L	210	189
71	March 12	@ANA	2-3	L	212	192
72	March 14	@LAK	3-1	W	215	193
73	March 16	@SJS	4-2	W	219	195
74	March 19	TOR	3-0	W	222	195
75	March 21	PIT	1-2	SOL	223	197
76	March 23	@WPG	0-5	L	223	202
77	March 25	@MIN	1-0	W	224	202
78	March 29	@PIT	3-1	W	227	203
79	March 30	CBJ	2-5	L	229	208
80	April 2	@BUF	3-2	W	232	210
81	April 4	VAN	2-2	W	235	212
82	April 6	CHI	5-2	W	240	214

2018-19 NASHVILLE PREDATORS






2019-20 NHL SEASON

TEAM INFORMATION	COACHING STAFF	POSTSEASON	HOME UNIFORM	ROAD UNIFORM	ALT. UNIFORM
RECORD: 35-26-8 (78 points) STANDING: 5th Central, 6th West NHL SEASON: 21th GENERAL MANAGER: David Poile CAPTAIN: Roman Josi	HEAD COACH: Peter Laviolette/John Hynes* ASSOCIATE COACH: Kevin McCarthy* ASSISTANT COACH: Dan Lambert ASSISTANT COACH: Dan Muse GOALTENDING COACH: Ben VanderKlok	QUALIF. ROUND: Lost to Arizona, 3-1			

PLAYER	GP	G	A	PTS	PIM	
Roman Josi	69	16	49	65	41	
Filip Forsberg	63	21	27	48	29	
Matt Duchene	66	13	29	42	24	
Ryan Ellis	49	8	30	38	19	
Ryan Johansen	68	14	22	36	45	
Nick Bonino	67	18	17	35	16	
Calle Jarnkrok	64	15	19	34	14	
Mattias Ekholm	68	8	25	33	32	
Craig Smith	69	18	13	31	34	
Rocco Grimaldi	66	10	21	31	10	
Kyle Turris	62	9	22	31	22	
Mikael Granlund	63	17	13	30	28	
Viktor Arvidsson	57	15	13	28	26	
Colton Sissons	57	9	6	15	20	
Austin Watson	53	6	8	14	65	
Dante Fabbro	64	5	6	11	38	
Colin Blackwell	27	3	7	10	10	
Dan Hamhuis	60	0	8	8	35	
Yakov Tremin	21	2	4	6	9	
Jarred Tinordi	28	1	4	5	34	
Pekka Rinne	36	1	2	3	0	
Yannick Weber	41	1	2	3	14	
Matt Irwin	27	0	2	2	11	
Miikka Salomaki	NSH	5	1	0	1	4
Daniel Carr	NSH	11	1	0	1	4
Mathieu Olivier	8	0	1	1	4	
Anthony Richard	1	0	0	0	0	
Steven Santini	2	0	0	0	2	
Alexandre Carrier	3	0	0	0	2	
Korbinian Holzer	ANA	46	1	3	4	35
	NSH	3	0	0	0	2
TOTAL	49	1	3	4	37	
Juse Saros	40	0	0	0	0	

GOALTENDER	GP	MIN	GAA	W	L	OT	SO	GA	SV%	G	A	PIM
Juse Saros	40	2177	2.70	17	12	4	4	98	.914	0	0	0
Pekka Rinne	36	1988	3.17	18	14	4	3	105	.895	1	2	0
TOTALS	69	4165	2.92	35	26	8	7	203	.905	1	2	0

No.	DATE	OPP.	SCORE	RESULT	GF	GA
1	Oct. 3	MIN	5-2	W	5	2
2	Oct. 5	DET	3-5	L	8	7
3	Oct. 8	SJS	5-2	W	13	9
4	Oct. 10	WSH	6-5	W	19	14
5	Oct. 12	@LAK	4-7	L	23	21
6	Oct. 15	@VGK	5-2	W	28	23
7	Oct. 17	@ARI	2-5	L	30	28
8	Oct. 19	FLA	2-3	SOL	32	31
9	Oct. 22	ANA	6-1	W	38	32
10	Oct. 24	MIN	4-0	W	42	32
11	Oct. 26	@TBL	3-2	W (OT)	45	34
12	Oct. 29	CHI	3-2	W	48	34
13	Oct. 31	CGY	5-6	L (OT)	53	40
14	Nov. 2	NYR	1-2	L	54	42
15	Nov. 4	@DET	6-1	W	60	43
16	Nov. 7	@COL	4-9	L	64	52
17	Nov. 9	@SJS	1-2	SOL	65	54
18	Nov. 12	@VAN	3-5	L	68	59
19	Nov. 16	CHI	2-7	L	70	66
20	Nov. 19	WPG	1-2	L	71	74
21	Nov. 21	VAN	3-6	L	74	74
22	Nov. 23	@STL	4-2	W	76	78
23	Nov. 25	STL	3-2	W (SO)	81	78
24	Nov. 27	VGK	3-4	OTL	84	82
25	Nov. 29	@CAR	3-0	W	87	82
26	Nov. 30	@FLA	0-3	L	87	85
27	Dec. 3	TBL	2-3	OTL	89	88
28	Dec. 7	NJD	6-4	W	95	92
29	Dec. 10	SJS	3-1	W	98	93
30	Dec. 12	@BUF	3-4	L	102	97
31	Dec. 14	DAL	1-4	L	102	103
32	Dec. 16	@WVR	5-2	W	107	103
33	Dec. 17	@NYI	8-3	W	115	106
34	Dec. 19	@OTT	4-5	OTL	119	111
35	Dec. 21	@BOS	4-3	W (OT)	123	114
36	Dec. 23	ARI	3-2	W	126	116
37	Dec. 27	PIT	2-5	L	128	121
38	Dec. 28	@PIT	4-6	L	132	127
39	Jan. 1	@DAL	2-4	L	134	131
40	Jan. 4	@LAK	4-1	W	138	132
41	Jan. 5	@ANA	4-5	SOL	142	137
42	Jan. 7	BOS	2-6	L	144	143
43	Jan. 9	@CHI	5-2	W	149	145
44	Jan. 12	@WPG	1-0	W	150	145
45	Jan. 14	@EDM	2-4	L	152	149
46	Jan. 16	ANA	2-4	L	154	153
47	Jan. 18	BUF	2-1	W	156	154
48	Jan. 27	TOR	2-5	L	158	159
49	Jan. 29	@WSH	5-4	W	163	163
50	Jan. 30	@NJD	6-5	W (SO)	169	168
51	Feb. 1	VGK	0-3	L	169	171
52	Feb. 4	@WPG	2-1	W (OT)	171	172
53	Feb. 6	@CGY	3-2	W	174	174
54	Feb. 8	@EDM	2-3	L	176	177
55	Feb. 10	@VAN	2-6	L	178	183
56	Feb. 13	NYI	5-0	W	183	183
57	Feb. 15	@STL	4-3	W	187	186
58	Feb. 16	STL	2-1	W	189	187
59	Feb. 18	CAR	1-4	L	190	191
60	Feb. 21	@OTT	1-2	OTL	191	193
61	Feb. 22	CBJ	4-3	W (SO)	195	196
62	Feb. 25	OTT	3-2	W	198	198
63	Feb. 27	CGY	4-3	W (OT)	202	201
64	Feb. 29	COL	2-3	L	204	204
65	March 2	EDM	3-8	L	207	212
66	March 3	@MIN	1-3	L	208	215
67	March 5	DAL	2-0	W	210	215
68	March 7	@DAL	1-0	W	211	215
69	March 10	@MTL	4-2	W	215	217



* Peter Laviolette and Kevin McCarthy were relieved of their coaching duties on Jan. 5, 2020. John Hynes was hired as head coach on Jan. 7, 2020; Rob Scuderi was named an interim assistant coach the same day.



PENALTY SHOTS

PREDATORS' ALL-TIME PENALTY SHOTS (11 GOALS, 20 STOPS)

NO.	DATE	PLAYER	GOALTENDER	SCORE	RESULT
1	11/18/99	Kimmo Timonen	Jeff Hackett	Montreal 1 at Nashville 6	GOAL
2	1/31/00	Randy Robitaille	Mike Richter	Nashville 1 at NY Rangers 5	NO GOAL
3*	12/23/00	David Legwand	Kirk McLean	Nashville 3 at NY Rangers 2 (OT)	GOAL
4	10/6/01	Vladimir Orszagh	Fred Brathwaite	St. Louis 2 at Nashville 2 (OT)	NO GOAL
5	1/23/03	Rem Murray	Mike Dunham	NY Rangers 4 at Nashville 2	NO GOAL
6	2/17/03	Adam Hall	Steve Shields	Boston 1 at Nashville 5	NO GOAL
7	11/5/05	David Legwand	Jason LaBarbera	Nashville 2 at Los Angeles 3 (SO)	NO GOAL
8	11/10/05	Steve Sullivan	Marty Turco	Dallas 3 at Nashville 5	NO GOAL
9	11/24/05	Paul Kariya	Jason LaBarbera	Los Angeles 3 at Nashville 4	NO GOAL
10	12/7/05	Steve Sullivan	Olaf Kolzig	Nashville 5 at Washington 2	NO GOAL
11	12/23/05	Steve Sullivan	Marc Denis	Nashville 5 at Columbus 4	NO GOAL
12	1/8/06	Steve Sullivan	Craig Anderson	Nashville 5 at Chicago 1	GOAL
13	3/21/06	Scott Hartnell	Manny Legace	Nashville 4 at Detroit 2 (SO)	NO GOAL
14*	11/16/06	Paul Kariya	Niklas Backstrom	Minnesota 7 at Nashville 6 (SO)	NO GOAL
15	12/23/06	Paul Kariya	Dan Cloutier	Los Angeles 0 at Nashville 7	NO GOAL
16	12/23/06	David Legwand	Dan Cloutier	Los Angeles 0 at Nashville 7	GOAL
17	2/19/07	J-P Dumont	Curtis Joseph	Phoenix 1 at Nashville 4	GOAL
18	2/28/07	Martin Erat	Evgeni Nabokov	Nashville 4 at San Jose 3 (SO)	NO GOAL
19	12/31/07	Scott Nichol	Marty Turco	Nashville 1 at Dallas 0	NO GOAL
20	2/27/08	Scott Nichol	Ryan Miller	Nashville 4 at Buffalo 8	NO GOAL
21	11/6/08	Vernon Fiddler	Miikka Kiprusoff	Nashville 6 at Calgary 7	GOAL
22	10/15/11	Sergei Kostitsyn	Johan Hedberg	New Jersey 3 at Nashville 2 (SO)	NO GOAL
23	11/9/11	Martin Erat	Jonas Hiller	Nashville 4 at Anaheim 2	GOAL
24	3/12/13	Rich Clune	Kari Lehtonen	Nashville 4 at Dallas 0	GOAL
25	4/14/13	Bobby Butler	Jimmy Howard	Detroit 0 at Nashville 3	NO GOAL
26	10/8/13	Eric Nystrom	Josh Harding	Minnesota 2 at Nashville 3	GOAL
27	1/11/14	Viktor Stalberg	Craig Anderson	Ottawa 2 at Nashville 1 (SO)	NO GOAL
28	12/15/15	Cody Hodgson	Karri Ramo	Calgary 2 at Nashville 1 (OT)	GOAL
29	2/12/17	Craig Smith	Kari Lehtonen	Dallas 3 at Nashville 5	NO GOAL
30*	2/13/18	Filip Forsberg	Carter Hutton	St. Louis 3 at Nashville 4	GOAL
31	2/22/18	Colton Sissons	Aaron Dell	San Jose 1 at Nashville 7	NO GOAL

* = Penalty shot occurred in overtime. David Legwand's goal on Dec. 23, 2000 at 3:17 of overtime was the first overtime penalty-shot goal in NHL history.



PENALTY SHOTS AGAINST

OPPONENTS' ALL-TIME PENALTY SHOTS (16 GOALS, 31 STOPS)

NO.	DATE	PLAYER	GOALTENDER	SCORE	RESULT
1	12/1/98	Shaun Van Allen	Eric Fichaud	Ottawa 3 at Nashville 1	NO GOAL
2	12/19/98	Markus Naslund	Mike Dunham	Nashville 6 at Vancouver 4	GOAL
3	2/29/00	John Madden	Mike Dunham	New Jersey 2 at Nashville 1	NO GOAL
4	3/17/00	Jeremy Roenick	Tomas Vokoun	Nashville 4 at Phoenix 3 (OT)	GOAL
5	12/20/00	Gary Roberts	Mike Dunham	Nashville 3 at Toronto 1	NO GOAL
6	3/19/01	David Vyborny	Tomas Vokoun	Nashville 2 at Columbus 1	GOAL
7	3/22/01	Alexei Zhamnov	Tomas Vokoun	Nashville 2 at Chicago 1 (OT)	NO GOAL
8	4/9/02	Keith Tkachuk	Jan Lasak	Nashville 2 at St. Louis 3	NO GOAL
9*	10/15/02	Brad Isbister	Tomas Vokoun	Nashville 3 at NY Islanders 4 (OT)	NO GOAL
10	10/19/02	Pavel Bure	Tomas Vokoun	Nashville 2 at NY Rangers 2 (OT)	GOAL
11	10/30/02	Cory Stillman	Mike Dunham	Nashville 0 at St. Louis 7	NO GOAL
12	2/23/03	Robert Reichel	Tomas Vokoun	Nashville 5 at Toronto 2	NO GOAL
13	3/29/03	Dany Heatley	Tomas Vokoun	Atlanta 3 at Nashville 2	NO GOAL
14	4/1/03	Steve Thomas	Tomas Vokoun	Anaheim 2 at Nashville 1 (OT)	GOAL
15	12/13/03	Vaclav Nedorost	Tomas Vokoun	Florida 2 at Nashville 2 (OT)	NO GOAL
16	12/17/05	David Vyborny	Tomas Vokoun	Columbus 3 at Nashville 7	GOAL
17	12/30/05	Ryan Smyth	Tomas Vokoun	Nashville 2 at Edmonton 4	GOAL
18*	1/13/06	Frantisek Kaberle	Tomas Vokoun	Nashville 4 at Carolina 5 (OT)	GOAL
19	1/21/06	Trevor Letowski	Tomas Vokoun	Columbus 2 at Nashville 7	NO GOAL
20	11/22/06	Mike Modano	Tomas Vokoun	Nashville 0 at Dallas 1	NO GOAL
21	2/17/07	Pierre-Marc Bouchard	Tomas Vokoun	Minnesota 1 at Nashville 4	GOAL
22	10/27/07	Josef Stumpel	Dan Ellis	Florida 3 at Nashville 4	GOAL
23	12/10/07	Valtteri Filppula	Dan Ellis	Detroit 2 at Nashville 1	GOAL
24	1/3/08	Kyle Brodziak	Dan Ellis	Edmonton 0 at Nashville 5	NO GOAL
25	2/10/08	Keith Yandle	Dan Ellis	Nashville 6 at Phoenix 3	NO GOAL
26	2/19/11	Shane Doan	Pekka Rinne	Phoenix 3 at Nashville 2	NO GOAL
27	3/6/11	Jarome Iginla	Pekka Rinne	Nashville 2 at Calgary 3	GOAL
28	1/5/12	Steve Ott	Pekka Rinne	Dallas 4 at Nashville 1	NO GOAL
29	1/24/13	Patrik Berglund	Pekka Rinne	Nashville 0 at St. Louis 3	GOAL
30	3/14/13	Henrik Sedin	Chris Mason	Nashville 4 at Vancouver 7	GOAL
31	10/10/13	Carl Gunnarsson	Pekka Rinne	Toronto 4 at Nashville 0	NO GOAL
32	12/27/13	Antoine Roussel	Carter Hutton	Nashville 1 at Dallas 4	NO GOAL
33	3/6/14	Alex Steen	Pekka Rinne	St. Louis 2 at Nashville 1	NO GOAL
34	11/27/14	Jordan Eberle	Pekka Rinne	Edmonton 0 at Nashville 1 (OT)	NO GOAL
35*	4/4/15	Cody Eakin	Pekka Rinne	Dallas 4 at Nashville 3 (OT)	GOAL
36	12/19/15	Jason Zucker	Pekka Rinne	Minnesota 2 at Nashville 3	NO GOAL
37	1/9/16	Anthony Duclair	Carter Hutton	Nashville 0 at Arizona 4	NO GOAL
38	12/10/16	Shane Doan	Pekka Rinne	Nashville 1 at Arizona 4	NO GOAL
39	12/6/18	Elias Pettersson	Pekka Rinne	Nashville 3 at Vancouver 5	GOAL
40	1/21/19	Matt Nieto	Pekka Rinne	Nashville 4 at Colorado 1	NO GOAL
41	3/12/19	Max Jones	Pekka Rinne	Nashville 2 at Anaheim 3	NO GOAL
42	3/30/19	Cam Atkinson	Juuse Saros	Columbus 5 at Nashville 2	NO GOAL
43	10/22/19	Troy Terry	Pekka Rinne	Anaheim 1 at Nashville 6	NO GOAL
44	12/10/19	Barclay Goodrow	Juuse Saros	San Jose 1 at Nashville 3	NO GOAL
45	1/1/20	Denis Gurianov	Pekka Rinne	Nashville 2 at Dallas 4	NO GOAL
46	2/4/20	Patrik Laine	Juuse Saros	Nashville 2 at Winnipeg 1	NO GOAL
47	2/21/20	Brandon Saad	Pekka Rinne	Nashville 1 at Chicago 2	NO GOAL

* = Penalty shot occurred in overtime



HAT TRICKS

PREDATORS' ALL-TIME HAT TRICKS

NO.	DATE	PLAYER	SCORE	GOALTENDER
1	11/10/99	Rob Valicevic	Nashville 4 at Chicago 2	Joelcyn Thibault (2), Steve Passmore
2	12/26/00	Scott Walker	Colorado 2 at Nashville 5	David Aebischer (2), Empty Net
3	12/15/01	Petr Tenkrat	Chicago 2 at Nashville 5	Steve Passmore
4	11/27/02	Andreas Johansson	San Jose 2 at Nashville 4	Evgeni Nabokov
5	11/29/03	Vladimir Orszagh	Buffalo 1 at Nashville 4	Martin Biron
6	12/22/03	Scott Walker	Phoenix 3 at Nashville 3 (OT)	Brian Boucher
7	2/18/04	Steve Sullivan	San Jose 3 at Nashville 7	Evgeni Nabokov
8	11/10/05	Steve Sullivan	Dallas 3 at Nashville 5	Marty Turco
9	2/4/06	Scott Hartnell	Chicago 0 at Nashville 6	Adam Munro (2), Craig Anderson
10	4/18/06	Paul Kariya	Detroit 3 at Nashville 6	Chris Osgood
11	12/14/06	Steve Sullivan	Ottawa 0 at Nashville 6	Ray Emery
12	1/20/07	David Legwand	Chicago 3 at Nashville 6	Nikolai Khabibulin (2), Empty Net
13	10/6/07	David Legwand	Dallas 1 at Nashville 5	Mike Smith
14	12/22/07	Jason Arnott	Los Angeles 3 at Nashville 4	Jason LaBarbera
15	3/4/08	Martin Erat	Nashville 5 at Edmonton 4	Mathieu Garon (2), Dwayne Roloson
16	2/28/09	Jason Arnott	Detroit 0 at Nashville 8	Chris Osgood
17	12/8/09	Martin Erat	Vancouver 2 at Nashville 4	Roberto Luongo
18	12/14/09	Steve Sullivan	Nashville 5 at Columbus 3	Steve Mason
19	1/18/11	J-P Dumont	Nashville 5 at Phoenix 2	Ilya Bryzgalov
20	3/20/11	Blake Geoffrion	Nashville 4 at Buffalo 3 (OT)	Ryan Miller
21	1/1/12	Sergei Kostitsyn	Calgary 3 at Nashville 5	Miikka Kiprusoff (2), Empty Net
22	1/24/14	Eric Nystrom (4g)	Nashville 4 at Calgary 5 (SO)	Karri Ramo (3), Reto Berra
23	10/23/14	James Neal	Chicago 2 at Nashville 3	Antti Raanta
24	12/5/15	Shea Weber	Nashville 4 at Detroit 5 (OT)	Petr Mrazek
25	2/23/16	Filip Forsberg	Nashville 3 at Toronto 2	James Reimer
26	2/27/16	Filip Forsberg	St. Louis 0 at Nashville 5	Jake Allen
27	3/14/16	James Neal	Nashville 3 at Edmonton 2	Laurent Brossoit
28	1/5/17	Colton Sissons	Nashville 6 at Tampa Bay 1	Andrei Vasilevskiy
29	2/11/17	Viktor Arvidsson	Florida 7 at Nashville 4	Roberto Luongo
30	2/21/17	Filip Forsberg	Calgary 6 at Nashville 5 (OT)	Brian Elliott
31	2/23/17	Filip Forsberg	Colorado 2 at Nashville 4	Jeremy Smith
32	4/7/18	Filip Forsberg	Columbus 2 at Nashville 4	Joonas Korpi (2), Empty Net
33	10/27/18	Filip Forsberg	Edmonton 5 at Nashville 3	Mikko Koskinen
34	11/7/18	Colton Sissons	Nashville 4 at Colorado 1	Semyon Varlamov
35	11/17/18	Calle Jarnkrok	Los Angeles 3 at Nashville 5	Calvin Petersen
36	11/25/18	Austin Watson	Anaheim 2 at Nashville 5	John Gibson (2), Empty Net
37	1/15/19	Viktor Arvidsson	Washington 2 at Nashville 7	Phoenix Copley
38	10/29/19	Nick Bonino	Chicago 0 at Nashville 3	Robin Lehner
39	2/13/20	Craig Smith	NY Islanders 0 at Nashville 5	Thomas Greiss (2), Semyon Varlamov (1)



HAT TRICKS AGAINST

OPPONENTS' ALL-TIME HAT TRICKS

NO.	DATE	PLAYER	SCORE	GOALTENDER
1	2/19/99	Joe Sakic	Colorado 4 at Nashville 4 (OT)	Mike Dunham
2	2/23/99	Mike Modano	Dallas 4 at Nashville 3	Mike Dunham
3	3/7/99	Keith Tkachuk	Nashville 3 at Phoenix 4	Mike Dunham
4	4/12/99	Luc Robitaille	Los Angeles 4 at Nashville 3	Mike Dunham
5	12/2/99	Pierre Turgeon	Nashville 1 at St. Louis 3	Mike Dunham (2), Empty Net
6	1/31/00	Radek Dvorak	Nashville 1 at NY Rangers 5	Mike Dunham
7	1/17/01	Jere Lehtinen	Nashville 3 at Dallas 4 (OT)	Tomas Vokoun
8	2/10/01	Geoff Sanderson	Nashville 2 at Columbus 3	Mike Dunham
9	1/14/02	Paul Kariya	Nashville 3 at Anaheim 5	Mike Dunham (2), Tomas Vokoun
10	1/28/02	Markus Naslund	Nashville 1 at Vancouver 5	Mike Dunham (2), Tomas Vokoun
11	11/23/02	Marian Gaborik	Nashville 2 at Minnesota 4	Mike Dunham
12	10/23/03	Ilya Kovalchuk	Nashville 2 at Atlanta 4	Tomas Vokoun (2), Empty Net
13	11/2/03	Bill Guerin	Nashville 3 at Dallas 7	Tomas Vokoun
14	12/18/03	Sheldon Souray	Nashville 4 at Montreal 5 (OT)	Tomas Vokoun
15	3/14/04	Brendan Shanahan	Nashville 2 at Detroit 3 (OT)	Tomas Vokoun
16	12/13/05	Nathan Horton	Nashville 3 at Florida 7	Brian Finley
17	12/2/06	Jeff Hamilton	Chicago 4 at Nashville 3 (OT)	Chris Mason
18	2/24/07	Tomas Holmstrom	Detroit 3 at Nashville 4 (OT)	Tomas Vokoun
19	10/11/07	Fredrik Sjostrom	Phoenix 6 at Nashville 3	Chris Mason
20	1/24/08	Radim Vrbata	Nashville 3 at Phoenix 4 (OT)	Chris Mason
21	2/9/08	Jonathan Cheechoo	Nashville 3 at San Jose 4	Chris Mason
22	10/15/08	Fabian Brunstrom	Nashville 4 at Dallas 6	Dan Ellis
23	10/23/08	Jarome Iginla	Calgary 5 at Nashville 3	Dan Ellis
24	12/8/08	B.J. Crombeen	Nashville 3 at St. Louis 6	Pekka Rinne
25	1/21/10	Scottie Upshall	Nashville 2 at Phoenix 4	Dan Ellis
26	11/3/10	Ed Jovanovski	Nashville 3 at Phoenix 4	Pekka Rinne
27	12/22/11	Jeff Carter	Columbus 5 at Nashville 6	Pekka Rinne
28	3/20/12	Ales Hensky	Edmonton 6 at Nashville 3	Pekka Rinne (2), Anders Lindback
29	2/27/13	Kyle Palmieri	Nashville 1 at Anaheim 5	Pekka Rinne
30	3/4/13	Jeff Carter	Nashville 1 at Los Angeles 5	Pekka Rinne
31	3/15/13	Curtis Glencross	Nashville 3 at Calgary 6	Chris Mason (2), Empty Net
32	12/5/13	Jeff Skinner	Carolina 5 at Nashville 2	Marek Mazanec (2), Empty Net
33	4/11/15	Jamie Benn	Nashville 1 at Dallas 4	Carter Hutton (2), Empty Net
34	4/9/16	Jason Spezza	Nashville 2 at Dallas 3	Carter Hutton
35	10/15/16	Richard Panik	Nashville 3 at Chicago 5	Marek Mazanec
36	11/15/16	James van Riemsdyk	Nashville 2 at Toronto 6	Marek Mazanec
37	1/8/17	Ryan Hartman	Nashville 2 at Chicago 5	Pekka Rinne
38	10/28/17	John Tavares	NY Islanders 6 at Nashville 2	Juuse Saros
39	12/29/18	Mikael Granlund	Nashville 2 at Minnesota 4	Pekka Rinne
40	3/31/18	Sam Reinhart	Buffalo 7 at Nashville 4	Pekka Rinne (2), Juuse Saros
41	1/13/19	Sebastian Aho	Nashville 3 at Carolina 6	Pekka Rinne (2), Empty Net
42	2/10/19	Vladimir Tarasenko	St. Louis 5 at Nashville 4 (OT)	Juuse Saros
43	3/23/19	Kyle Connor	Nashville 0 at Winnipeg 5	Pekka Rinne
44	11/7/19	Joonas Donskoi	Nashville 4 at Colorado 9	Pekka Rinne (1), Juuse Saros (2)
45	3/2/20	Leon Draisaitl (4g)	Edmonton 8 at Nashville 3	Pekka Rinne



SHUTOUTS

PREDATORS' ALL-TIME SHUTOUTS

NO.	DATE	GOALTENDER	SAVES	SCORE	NO.	DATE	GOALTENDER	SAVES	SCORE
1	1/15/99	Tomas Vokoun	31	Phoenix 0 at Nashville 2	80	2/7/13	Peikka Rinne	32	Los Angeles 0 at Nashville 3
2	3/24/99	Mike Dunham	27	Nashville 3 at Tampa Bay 0	81	2/12/13	Peikka Rinne	12	San Jose 0 at Nashville 1 (OT)
3	12/30/99	Tomas Vokoun	25	Atlanta 0 at Nashville 6	82	2/14/13	Peikka Rinne	19	Phoenix 0 at Nashville 3
4	11/30/00	Tomas Vokoun	22	Nashville 3 at Chicago 0	83	3/8/13	Peikka Rinne	24	Edmonton 0 at Nashville 6
5	1/19/01	Mike Dunham	35	Boston 0 at Nashville 1 (OT)	84	3/12/13	Peikka Rinne	32	Nashville 4 at Dallas 0
6	1/31/01	Mike Dunham	26	Nashville 3 at Anaheim 0	85	11/19/13	Marek Mazanec	27	Nashville 2 at Detroit 0
7	3/10/01	Tomas Vokoun	17	Nashville 3 at San Jose 0	86	11/27/13	Marek Mazanec	19	Nashville 4 at Columbus 0
8	3/21/01	Mike Dunham	23	Nashville 0 at Minnesota 0 (OT)	87	3/23/14	Peikka Rinne	29	Nashville 2 at Columbus 0
9	4/5/01	Mike Dunham	33	Calgary 0 at Nashville 4	88	4/5/14	Carter Hutton	35	Nashville 3 at San Jose 0
10	10/1/01	Mike Dunham	26	Calgary 0 at Nashville 1	89	4/10/14	Peikka Rinne	29	Phoenix 0 at Nashville 2
11	11/23/01	Tomas Vokoun	27	Pittsburgh 0 at Nashville 5	90	10/17/14	Peikka Rinne	31	Nashville 2 at Winnipeg 0
12	2/9/02	Tomas Vokoun	25	Nashville 1 at Columbus 0 (OT)	91	11/27/14	Peikka Rinne	37	Edmonton 0 at Nashville 1 (OT)
13	2/12/02	Mike Dunham	21	Florida 0 at Nashville 1	92	12/9/14	Peikka Rinne	26	Nashville 3 at Colorado 0
14	3/5/02	Mike Dunham	26	Nashville 2 at San Jose 0	93	2/1/15	Carter Hutton	21	Nashville 4 at Pittsburgh 0
15	2/13/03	Tomas Vokoun	36	NY Islanders 0 at Nashville 2	94	3/21/15	Peikka Rinne	24	Buffalo 0 at Nashville 3
16	2/25/03	Tomas Vokoun	19	Columbus 0 at Nashville 5	95	10/10/15	Peikka Rinne	31	Edmonton 0 at Nashville 2
17	2/27/03	Tomas Vokoun	22	Pittsburgh 0 at Nashville 6	96	11/14/15	Peikka Rinne	20	Winnipeg 0 at Nashville 7
18	12/20/03	Tomas Vokoun	21	Detroit 0 at Nashville 1	97	1/16/16	Carter Hutton	29	Minnesota 0 at Nashville 3
19	1/13/04	Chris Mason	33	Los Angeles 0 at Nashville 0 (OT)	98	1/23/16	Carter Hutton	22	Nashville 5 at Florida 0
20	1/19/04	Tomas Vokoun	26	Minnesota 0 at Nashville 2	99	2/18/16	Peikka Rinne	29	Boston 0 at Nashville 2
21	2/26/04	Tomas Vokoun	27	Minnesota 0 at Nashville 4	100	2/27/16	Peikka Rinne	28	St. Louis 0 at Nashville 5
22	11/29/05	Tomas Vokoun	31	Calgary 0 at Nashville 2	101	11/12/16	Peikka Rinne	27	Anaheim 0 at Nashville 5
23	2/4/06	Tomas Vokoun	40	Chicago 0 at Nashville 6	102	12/30/16	Juuse Saros	25	Nashville 4 at St. Louis 0
24	3/14/06	Tomas Vokoun	31	Vancouver 0 at Nashville 5	103	2/2/17	Peikka Rinne	31	Edmonton 0 at Nashville 2
25	3/16/06	Tomas Vokoun	24	Phoenix 0 at Nashville 2	104	4/1/17	Peikka Rinne	31	Minnesota 0 at Nashville 3
26	4/6/06	Chris Mason	18	Nashville 3 at St. Louis 0	105	10/19/17	Peikka Rinne	28	Nashville 1 at Philadelphia 0
27	4/10/06	Chris Mason	27	Nashville 2 at St. Louis 0	106	11/24/17	Peikka Rinne	34	Nashville 2 at St. Louis 0
28	10/18/06	Tomas Vokoun	38	Nashville 4 at NY Rangers 0	107	12/14/17	Juuse Saros	46	Nashville 4 at Edmonton 0
29	11/1/06	Chris Mason	42	Colorado 0 at Nashville 1	108	12/16/17	Peikka Rinne	32	Nashville 2 at Calgary 0
30	11/23/06	Vokoun (21)/Mason (13)	34	Vancouver 0 at Nashville 6	109	12/30/17	Juuse Saros	29	Minnesota 0 at Nashville 3
31	12/14/06	Chris Mason	22	Ottawa 0 at Nashville 6	110	1/16/18	Juuse Saros	43	Vegas 0 at Nashville 1
32	12/23/06	Chris Mason	34	Los Angeles 0 at Nashville 7	111	1/25/18	Peikka Rinne	27	Nashville 3 at New Jersey 0
33	12/30/06	Chris Mason	38	Boston 0 at Nashville 5	112	2/1/18	Peikka Rinne	19	Los Angeles 0 at Nashville 5
34	1/12/07	Tomas Vokoun	22	Columbus 0 at Nashville 2	113	2/25/18	Peikka Rinne	27	St. Louis 0 at Nashville 4
35	1/18/07	Chris Mason	33	Columbus 0 at Nashville 4	114	3/6/18	Peikka Rinne	26	Dallas 0 at Nashville 2
36	2/3/07	Tomas Vokoun	36	Anaheim 0 at Nashville 3	115	3/19/18	Peikka Rinne	35	Nashville 4 at Buffalo 0
37	2/14/07	Tomas Vokoun	22	San Jose 0 at Nashville 5	116	10/11/18	Peikka Rinne	29	Winnipeg 0 at Nashville 3
38	3/24/07	Tomas Vokoun	26	Nashville 4 at Edmonton 0	117	10/20/18	Juuse Saros	31	Nashville 3 at Edmonton 0
39	10/4/07	Chris Mason	35	Colorado 0 at Nashville 4	118	11/3/18	Peikka Rinne	26	Boston 0 at Nashville 1
40	10/25/07	Dan Ellis	20	Atlanta 0 at Nashville 3	119	1/1/19	Juuse Saros	32	Philadelphia 0 at Nashville 4
41	11/1/07	Dan Ellis	29	Nashville 3 at Vancouver 0	120	1/7/19	Peikka Rinne	18	Nashville 4 at Toronto 0
42	12/31/07	Dan Ellis	22	Nashville 1 at Dallas 0	121	3/19/19	Peikka Rinne	22	Toronto 0 at Nashville 3
43	1/8/08	Chris Mason	28	Nashville 7 at Los Angeles 0	122	3/25/19	Juuse Saros	29	Nashville 1 at Minnesota 0
44	1/15/08	Chris Mason	22	Nashville 3 at Calgary 0	123	10/24/19	Peikka Rinne	26	Minnesota 0 at Nashville 4
45	1/22/08	Dan Ellis	38	Nashville 4 at Colorado 0	124	10/29/19	Peikka Rinne	20	Chicago 0 at Nashville 3
46	2/5/08	Chris Mason	34	Carolina 0 at Nashville 1	125	11/29/19	Peikka Rinne	31	Nashville 3 at Carolina 0
47	3/25/08	Dan Ellis	36	Columbus 0 at Nashville 1	126	1/12/20	Juuse Saros	28	Nashville 1 at Winnipeg 0
48	3/28/08	Dan Ellis	43	Nashville 2 at Columbus 0	127	2/13/20	Juuse Saros	31	NY Islanders 0 at Nashville 5
49	1/25/08	Dan Ellis	17	St. Louis 1 at Nashville 0 (SO)	128	3/5/20	Juuse Saros	33	Dallas 0 at Nashville 2
50	12/1/08	Peikka Rinne	30	Nashville 2 at Buffalo	129	3/7/20	Juuse Saros	37	Nashville 1 at Dallas 0
51	12/6/08	Peikka Rinne	32	Minnesota 0 at Nashville 1					
52	12/13/08	Dan Ellis	27	Dallas 0 at Nashville 3					
53	12/20/08	Peikka Rinne	23	NY Islanders 0 at Nashville 1					
54	1/13/09	Peikka Rinne	17	Nashville 2 at Toronto 0					
55	2/6/09	Dan Ellis	22	Nashville 2 at Minnesota 0					
56	2/21/09	Peikka Rinne	30	Nashville 1 at St. Louis 0 (OT)					
57	2/28/09	Peikka Rinne	30	Detroit 0 at Nashville 8					
58	3/14/09	Peikka Rinne	18	Nashville 2 at Phoenix 0					
59	10/29/09	Peikka Rinne	22	Chicago 0 at Nashville 2					
60	11/14/09	Peikka Rinne	20	Montreal 0 at Nashville 2					
61	1/15/10	Dan Ellis	22	Nashville 1 at Calgary 0					
62	2/2/10	Peikka Rinne	26	Phoenix 1 at Nashville 0 (SO)					
63	3/12/10	Peikka Rinne	31	Nashville 1 at Anaheim 0					
64	3/18/10	Peikka Rinne	17	Minnesota 0 at Nashville 5					
65	3/20/10	Peikka Rinne	33	Columbus 0 at Nashville 1					
66	3/27/10	Peikka Rinne	38	Detroit 1 at Nashville 0 (SO)					
67	10/23/10	Peikka Rinne	30	Nashville 1 at Dallas 0					
68	11/18/10	Peikka Rinne	30	Nashville 3 at Montreal 0					
69	11/30/10	Peikka Rinne	33	Phoenix 0 at Nashville 3					
70	12/11/10	Anders Lindback	22	Florida 0 at Nashville 3					
71	12/13/10	Anders Lindback	27	NY Islanders 0 at Nashville 3					
72	2/5/11	Peikka Rinne	35	Detroit 0 at Nashville 3					
73	3/3/11	Peikka Rinne	29	Nashville 3 at Vancouver 0					
74	3/10/11	Peikka Rinne	19	Minnesota 0 at Nashville 4					
75	10/22/11	Peikka Rinne	33	Nashville 2 at Calgary 0					
76	10/29/11	Peikka Rinne	20	Anaheim 0 at Nashville 3					
77	11/3/11	Peikka Rinne	35	Nashville 3 at Phoenix 0					
78	1/19/12	Peikka Rinne	38	Nashville 3 at Columbus 0					
79	4/5/12	Peikka Rinne	28	Dallas 0 at Nashville 2					





SHUTOUTS AGAINST

OPPONENTS' ALL-TIME SHUTOUTS

NO.	DATE	GOALTENDER	SAVES	SCORE	NO.	DATE	GOALTENDER	SAVES	SCORE
1	10/10/98	Kirk McLean	26	Florida 1 at Nashville 0	80	3/27/12	Brian Elliott	24	Nashville 0 at St. Louis 3
2	11/24/98	Jamie McLennan	19	Nashville 0 at St. Louis 4	81	1/24/13	Jaroslav Halak	13	Nashville 0 at St. Louis 3
3	12/28/98	Ed Belfour	14	Nashville 0 at Philadelphia 8	82	1/28/13	Chad Johnson	21	Nashville 0 at Phoenix 4
4	1/1/99	John Vanbiesbrouck	24	Nashville 0 at Dallas 3	83	2/10/13	Corey Crawford	17	Chicago 3 at Nashville 0
5	3/28/99	Roman Turek	21	Dallas 3 at Nashville 0	84	2/22/13	Roberto Luongo	23	Vancouver 1 at Nashville 0
6	10/2/99	Stephane Fiset	27	Los Angeles 2 at Nashville 0	85	2/23/13	Jimmy Howard	33	Nashville 0 at Detroit 4
7	11/24/99	Craig Billington	19	Nashville 0 at Washington 1	86	3/30/13	Semyon Varlamov	34	Nashville 0 at Colorado 1 (OT)
8	2/16/00	Manny Fernandez	18	Nashville 0 at Dallas 3	87	4/6/13	Ry Emery	20	Chicago 1 at Nashville 0
9	3/5/00	Guy Hebert	33	Nashville 0 at Anaheim 1	88	4/9/13	Brian Elliott	16	St. Louis 1 at Nashville 0
10	3/2/00	Brian Boucher	27	Philadelphia 2 at Nashville 0	89	10/10/13	Jonathan Bernier	35	Toronto 4 at Nashville 0
11	11/5/00	Milan Hnilicka	31	Nashville 0 at Atlanta 1	90	10/22/13	Josh Harding	16	Nashville 0 at Minnesota 2
12	11/22/00	Ed Belfour	24	Dallas 1 at Nashville 0	91	11/8/13	Ondrej Pavelec	41	Nashville 0 at Winnipeg 5
13	11/24/00	Roman Turek	28	St. Louis 4 at Nashville 0	92	11/10/13	Martin Brodeur	15	Nashville 0 at New Jersey 5
14	12/6/00	Tommy Salo	18	Nashville 0 at Edmonton 4	93	11/23/13	Cam Talbot	17	NY Rangers 2 at Nashville 0
15	12/7/00	Mike Vernon	15	Nashville 0 at Calgary 3	94	11/28/13	Ilya Bryzgalov	33	Edmonton 3 at Nashville 0
16	12/16/00	Jocelyn Thibault	24	Chicago 3 at Nashville 0	95	1/12/14	Darcy Kuemper	23	Minnesota 4 at Nashville 0
17	1/6/01	Martin Biron	29	Buffalo 2 at Nashville 0	96	3/8/14	Sergei Bobrovsky	28	Columbus 0 at Nashville 0
18	2/16/01	Evgeni Nabokov	19	San Jose 2 at Nashville 0	97	3/19/14	Eddie Lack	30	Nashville 0 at Vancouver 2
19	3/11/01	Jean-Sebastien Giguere	31	Nashville 0 at Anaheim 1 (OT)	98	10/25/14	Marc-Andre Fleury	25	Pittsburgh 3 at Nashville 0
20	3/21/01	Jamie McLennan	27	Nashville 0 at Minnesota 0 (OT)	99	12/13/14	Antti Niemi	29	Nashville 0 at San Jose 2
21	3/24/01	Patrick Lalime	20	Ottawa 4 at Nashville 0	100	1/30/15	Semyon Varlamov	23	Nashville 0 at Colorado 3
22	4/7/01	Roman Turek	19	Nashville 0 at St. Louis 1	101	3/12/15	Antti Niemi	35	Nashville 0 at San Jose 2
23	10/27/01	Legace (15)/Hasek (4)	19	Detroit 1 at Nashville 0	102	11/7/15	Jake Allen	45	St. Louis 4 at Nashville 0
24	11/2/01	Ed Belfour	16	Nashville 0 at Dallas 3	103	11/20/15	Sergei Bobrovsky	39	Nashville 0 at Columbus 4
25	11/29/01	Sean Burke	27	Nashville 0 at Phoenix 1	104	11/21/15	Devan Dubnyk	23	Nashville 0 at Minnesota 4
26	12/26/01	Kevin Weekes	31	Tampa Bay 1 at Nashville 0	105	1/31/15	Henrik Lundqvist	31	Nashville 0 at NY Rangers 3
27	1/15/02	Felix Potvin	24	Nashville 0 at Los Angeles 2	106	1/9/16	Louis Domingue	26	Nashville 0 at Arizona 4
28	1/21/02	Robert Esche	19	Phoenix 1 at Nashville 0	107	2/2/16	Brian Elliott	16	St. Louis 1 at Nashville 0
29	3/12/02	Dan Cloutier	23	Vancouver 5 at Nashville 0	108	11/27/16	Connor Hellebuyck	42	Nashville 0 at Winnipeg 3
30	10/30/02	Fred Brathwaite	19	Nashville 0 at St. Louis 7	109	12/22/16	Peter Budaj	28	Los Angeles 4 at Nashville 0
31	12/8/02	Jean-Sebastien Giguere	20	Nashville 0 at Anaheim 3	110	1/17/17	Ryan Miller	30	Nashville 0 at Vancouver 1
32	12/10/02	Felix Potvin	19	Los Angeles 3 at Nashville 0	111	2/4/17	Petr Mrazek	42	Detroit 1 at Nashville 0
33	12/17/02	Roman Turek	23	Calgary 3 at Nashville 0	112	10/7/17	Matt Murray	26	Nashville 0 at Pittsburgh 4
34	1/12/03	Jocelyn Thibault	17	Nashville 0 at Chicago 2	113	1/2/18	Marc-Andre Fleury	29	Nashville 0 at Vegas 3
35	2/22/03	Patrick Lalime	18	Nashville 0 at Ottawa 4	114	10/9/19	Mike Smith	43	Calgary 3 at Nashville 0
36	3/15/03	Chris Osgood	35	St. Louis 1 at Nashville 0	115	11/29/18	Adin Hult	29	Arizona 3 at Nashville 0
37	3/31/03	Curtis Joseph	27	Nashville 0 at Detroit 3	116	12/27/18	Anton Khudobin	49	Dallas 2 at Nashville 0
38	4/4/03	Sean Burke	24	Nashville 0 at Phoenix 1	117	2/23/19	Philipp Grubauer	38	Colorado 5 at Nashville 0
39	4/6/03	Marty Turco	21	Nashville 0 at Dallas 2	118	2/26/19	Jordan Binnington	19	Nashville 0 at St. Louis 2
40	10/28/03	Brent Johnson	26	Nashville 0 at St. Louis 1	119	11/30/19	Chris Driedger	27	Nashville 0 at Florida 3
41	11/19/03	Roman Cechmanek	30	Nashville 0 at Los Angeles 3	120	2/1/20	Marc-Andre Fleury	19	Vegas 3 at Nashville 0
42	1/5/04	Curtis Joseph	26	Nashville 0 at Detroit 6					
43	1/13/04	Roman Cechmanek	29	Los Angeles 0 at Nashville 0 (OT)					
44	1/22/04	Roman Turek	23	Nashville 0 at Calgary 4					
45	2/23/04	Cristobal Huet	21	Nashville 0 at Los Angeles 3					
46	1/3/06	David Aebischer	32	Nashville 0 at Colorado 3					
47	2/8/06	Manny Legace	20	Nashville 0 at Detroit 6					
48	3/1/06	Craig Anderson	20	Nashville 0 at Chicago 3					
49	11/10/06	Dominik Hasek	21	Nashville 0 at Detroit 3					
50	11/22/06	Mike Smith	17	Nashville 0 at Dallas 1					
51	12/6/06	Jean-Sebastien Giguere	21	Nashville 0 at Anaheim 4					
52	2/16/07	Manny Legace	19	Nashville 0 at St. Louis 1					
53	3/21/07	Roberto Luongo	20	Nashville 0 at Vancouver 2					
54	10/20/07	Evgeni Nabokov	22	Nashville 0 at San Jose 3					
55	10/23/07	Jason Labarbera	17	Nashville 0 at Los Angeles 6					
56	3/30/08	Dominik Hasek	22	Nashville 0 at Detroit 1 (OT)					
57	11/4/08	Roberto Luongo	24	Nashville 0 at Vancouver 4					
58	11/8/08	Peter Budaj	26	Nashville 0 at Colorado 1					
59	11/25/08	Chris Mason	47	St. Louis 1 at Nashville 0 (SO)					
60	12/23/08	Tomas Vokoun	27	Nashville 0 at Florida 3					
61	2/16/09	Alex Auld	24	Ottawa 2 at Nashville 0					
62	10/10/09	Ryan Miller	25	Buffalo 1 at Nashville 0					
63	10/14/09	Marty Turco	29	Nashville 0 at Dallas 6					
64	10/24/09	Cristobal Huet	27	Nashville 0 at Chicago 2					
65	11/5/09	Jonas Hiller	40	Nashville 0 at Anaheim 4					
66	11/30/09	Miikka Kiprusoff	22	Calgary 4 at Nashville 0					
67	2/2/10	Ilya Bryzgalov	25	Phoenix 1 at Nashville 0 (SO)					
68	3/27/10	Jimmy Howard	33	Detroit 1 at Nashville 0 (SO)					
69	3/30/10	Jonathan Bernier	34	Los Angeles 2 at Nashville 0					
70	10/19/10	Miikka Kiprusoff	34	Calgary 1 at Nashville 0 (OT)					
71	10/28/10	Jaroslav Halak	24	St. Louis 3 at Nashville 0					
72	11/22/10	Steve Mason	27	Nashville 0 at Columbus 2					
73	12/26/10	Jaroslav Halak	32	Nashville 0 at St. Louis 2					
74	2/7/11	Devan Dubnyk	37	Edmonton 4 at Nashville 0					
75	2/22/11	Steve Mason	20	Nashville 0 at Columbus 4					
76	2/24/11	Corey Crawford	25	Chicago 3 at Nashville 0					
77	4/9/11	Jaroslav Halak	24	St. Louis 2 at Nashville 0					
78	11/29/11	Miikka Kiprusoff	26	Nashville 0 at Calgary 1					
79	1/17/12	Henrik Lundqvist	27	Nashville 0 at NY Rangers 3					



ROOKIES & VETERANS/ATTENDANCE

YOUNGEST PREDATORS

NAME	AGE (YEARS, DAYS)
Scott Hartnell	18 years, 171 days
David Legwand	18 years, 243 days
Filip Forsberg	18 years, 244 days
Kevin Fiala	18 years, 245 days
Seth Jones	19 years, 0 days
Scottie Upshall	19 years, 8 days
Eeli Tolvanen	19 years, 333 days
Colin Wilson	19 years, 357 days
Martin Erat	20 years, 38 days

ELDEST PREDATORS

NAME	AGE (YEARS, DAYS)
Matt Cullen	38 years, 174 days
Hal Gill	38 years, 21 days
Mike Fisher	37 years, 329 days
Martin Gelinás	37 years, 262 days
Pekka Rinne	37 years, 120 days
Dan Hamhuis	37 years, 80 days
Mike Ribeiro	36 years, 349 days
Steve Sullivan	36 years, 301 days
Stu Grimson	36 years, 206 days

Age determined at first game for youngest Predators, last game (regular season or playoffs) for the eldest.



Scott Hartnell



Matt Cullen

HOME ATTENDANCE at BRIDGESTONE ARENA (for first five and last five seasons)

YEAR	CAPACITY	GAMES	TOTAL ATT.	% CAPACITY	SELLOUTS	HIGH	LOW	AVERAGE
1998-98	17,298	41	664,282	93.7%	17	17,298	13,507	16,202
1999-00	17,113	41	680,582	97%	20	17,113	15,107	16,600
2000-01	17,113	40*	635,784	92.9%	13	17,113	13,594	15,895
2001-02	17,113	41	608,347	86.7%	5	17,244	12,333	14,838
2002-03	17,113	41	542,367	77.3%	5	17,113	10,123	13,228
2015-16	17,113	41	695,828	99.2%	35	17,379	15,091	16,981
2016-17	17,113	41	703,555	100.2%	41	17,355	17,113	17,160
2017-18	17,159	41	709,950	101%	41	17,594	17,113	17,316
2018-19	17,159	41	715,137	101.7%	41	17,760	17,159	17,442
2019-20	17,159	35	609,253	101%	35	17,849	17,160	17,407

* Nashville's game against the Pittsburgh Penguins at the Saitama Super Arena in Saitama, Japan, on Oct. 8, 2000 was considered a home game. Attendance for the game - which is not accounted for in the above table - was 13,426.



PREDATORS BY THE NUMBERS

PREDATORS BY THE NUMBERS

1	Mike Dunham, Jussi Saros	27	John Stoney, Randy Robitaille, Jukka Helenen, Pascal Trepanier, Jason York, Patric Hornqvist, Derek Grant	53	Mike Santorelli, Chris Mueller
2	Rob Zetterl, Dan Kecmer, Dan Hamhuis, Teemu Laakso, Anthony Bitetto	28	Denny Lambert, Jeremy Stevenson, Cameron Mann, Tomas Kloucek, Patrick Leahy, Ryan Jones, Steve Begin, Kyle Wilson, Paul Gaustad	54	Darren Hayward
3	Bill Houlder, Karlis Skrastins, Marek Zidlicky, Wade Belak, Seth Jones, Steven Santini	29	Tomas Vokoun, Joel Ward, Mark Van Guilder	55	Jordin Tootoo, Danny Markov, Shane O'Brien, Cody McLeod
4	Jay More, Mark Eaton, Vitaly Vishnevski, Ville Koistinen, Teemu Laakso, Cody Franson, Ryan Ellis	30	Chris Mason, Carter Hutton	56	Kris Beech, Taylor Beck, Kevin Fiala
5	Jan Vopat, Andy Delmore, Tomas Kloucek, Brad Bombardir, Greg Zanon, Blake Geoffrion, Michael Del Zotto, Barret Jackman, Adam Pardy, Dan Hamhuis	31	Brian Finley, Mark Dekanich	57	Gabriel Bourque, Dante Fabbro
6	Bob Boughner, Stan Neckar, Shea Weber	32	Jeff Daniels, Cale Hulse, Mathieu Darche, Cody Franson, Teemu Laakso, Frederick Gaudreau, Yakov Trenin	58	Linus Klasen
7	Cliff Ronning, Jeff Nelson, Greg de Vries, Scottie Upshall, Jonathon Blum, Matt Cullen, Stefan Elliott, Yannick Weber	33	Marc Moro, Vladimir Orszagh, Colin Wilson, Viktor Arvidsson	59	Roman Josi
8	Doug Friedman, Craig Millar, Stu Grimson, Kevin Klein, Petter Granberg, Kyle Turris	34	Adam Hall, Wade Flaherty, Shane Hnidy, Sheldon Brookbank	63	Josef Vasicek, Mike Ribeiro
9	Darren Turcotte, Greg Classen, Sergei Zholtok, Paul Kariya, Marcel Goc, Filip Forsberg	35	Eric Fichaud, Jan Lasak, Pekka Rinne	64	Victor Bartley, Mikael Granlund
10	Patric Kjellberg, Clarke Wim, Martin Erat, Mike Santorelli, Colton Sissons	36	J.J. Daigneault, Niklas Andersson, Sean Haggerty, Robert Schnabel, Zac Rinaldo	65	Ryan Thang
11	David Legwand, Cody Hodgson, Reid Boucher, PA Pateanu, Eeli Tolvanen, Brian Boyle	37	Jeremy Stevenson, Greg Zanon, Rich Peverley, Denis Grebeshkov	67	Miikka Salomaki
12	Brad Smyth, Rob Valicevic, Yves Sarault, Reid Simpson, Scott Nichol, Andreas Thuresson, Mike Fisher	38	Jeff Nelson, Alexandre Boikov, Vernon Fiddler, Dave Scatchard, Peter Olvecky, Jack Hillen, Viktor Arvidsson, Ryan Hartman	71	Sebastien Boredeau, J-P Dumont
13	Jere Karalahti, Nick Spaling, Olli Jokinen, Nick Bonino	39	Marian Cisar, Domenic Pittis, Dan Ellis, Anders Lindback, Marek Mazanec	72	Joonas Rask
14	Rich Brennan, Brett Hauer, Steve Dubinsky, Jon Sim, Oleg Petrov, Jordin Tootoo, Ramzi Abid, Radek Bonk, Dustin Boyd, Mattias Ekholm	40	Karlis Skrastins, David Gosselin, Mike Farrell, Marek Svatos, Devan Dubnyk	73	Alexandre Carrier
15	Drake Berehowsky, Petr Tenkrat, Rem Murray, Kris Beech, Josh Langfeld, Matthew Lombardi, Craig Smith	41	Richard Lintner, Brent Gilchrist, Simon Gamache, Jed Ortmeyer, Taylor Beck	74	Brantt Myres, Nick Tarnasky, Sergei Kostitsyn, Jussi Saros
16	Ville Peltonen, Marc Moro, Jere Karalahti, Denis Pederson, Timofei Shishkanov, Darcy Hordichuk, Cal O'Reilly, Rich Clune, Cody Bass, Phillip Di Giuseppe, Rem Pitlick	42	Joel Bouchard, Pavel Skrbek, Robert Schnabel, Andrew Hutchinson, Jerred Smithson, Mikko Lehtonen, Antti Pihlstrom, Mattias Ekholm, Colin Blackwell	75	Hal Gill
17	Patrick Cole, Scott Hartnell, Jan Hlavac, Chris Mueller, Patrick Eaves, Mike Liambas, Wayne Simmonds	43	Vitali Yachmenev	76	P.X. Subban
18	Mark Mowers, Adam Hall, Mike Santorelli, Nicolas Bergfors, Brandon Yip, Michael Del Zotto, James Neal	44	Kimmo Timonen, Alexander Sulzer, Cody Franson	81	Mike Sillinger
19	Andrew Brunette, Mike Watt, Martin Erat, Jim McKenzie, Brendan Witt, Jason Arnott, Bobby Butler, Calle Jarnkrok	45	Jason Morgan, Magnus Helberg, Alexandre Carrier	83	Anthony Bitetto, Vernon Fiddler
20	Jamie Heward, John Namestnikov, Nathan Perrott, Oleg Petrov, Todd Warriner, Simon Gamache, Ryan Suter, Anton Volchenkov, Miikka Salomaki	46	Wyatt Smith, Andrei Kostitsyn, Kevin Henderson, Pontus Aberg, Matt Donovan	84	Colton Sissons
21	Tom Fitzgerald, Andreas Johansson, Peter Forsberg, Triston Grant, Zack Stortini, Simon Moser, Derek Roy, Corey Potter	47	Matt Henderson, Libor Pivko, Alexander Radulov, Joe Piskula	89	Frederick Gaudreau
22	Greg Johnson, Jordin Tootoo, Scott Hannan, Kevin Fiala, Korbinian Holzer	48	Jonas Andersson, Shea Weber, Cal O'Reilly	90	Anthony Richard
23	Blair Alescheynum, Bill Houlder, Jamie Allison, Martin Gelas, Brian McGrattan, Zach Boychuk, Trevor Smith, Rocco Grimaldi	49	Rory Fitzpatrick, Kevin Klein, Michael Leighton, Ryan Ellis	92	Ryan Johansen
24	Scott Walker, Brandon Bochenski, Ben Guite, Matt Halischuk, Eric Nystrom, Brad Hunt, Jarrod Tinordi	50	Petr Sykora, Daniel Bang, Vladislav Kamenev	94	Yanic Perreault, Samuel Girard
25	Sergei Kivorkrasov, Denis Arkipov, Jerred Smithson, Viktor Stalberg, Matt Carle, Alexei Emelin, Mathieu Olivier	51	Francis Bouillon, Austin Watson	95	Matt Duchene
26	Phil Crowe, Bubba Berenzweig, Wade Brookbank, Steve Sullivan, Matt Hendricks, Mark Arcobello, Harry Zolnierczyk, Daniel Carr	52	Alexander Sulzer, Austin Watson, Matt Irwin		



TEAM CAPTAINS



Tom Fitzgerald

July 6, 1998 - March 12, 2002



Greg Johnson

Oct. 8, 2002 - June 30, 2006



Scott Walker

Jan. 12, 2003 - Jan. 27, 2003



Kimmo Timonen

Oct. 3, 2006 - June 18, 2007



Jason Arnott

Sept. 12, 2007 - June 19, 2010



Shea Weber

July 8, 2010 - June 29, 2016



Mike Fisher

Sept. 8, 2016 - Aug. 3, 2017



Roman Josi

Sept. 19, 2017 - Present



NHL ALL-STARS & PERSONNEL

NHL ALL-STAR GAME REPRESENTATIVES

YEAR	SITE	PLAYER	TEAM	G	A	PTS	PIM
1999	Tampa Bay	Sergei Krivokrasov	World	0	0	0	0
2000*	Toronto	Kimmo Timonen	World	--	--	--	--
2004	Minnesota	Kimmo Timonen	West	0	0	0	0
2007*	Dallas	Kimmo Timonen	West	0	0	0	0
2008	Atlanta	Jason Arnott	West	0	1	1	0
2009	Montreal	Shea Weber	West	0	0	0	0
2011	Carolina	Shea Weber	Lidstrom	0	4	4	0
2012	Ottawa	Ryan Suter	Chara	0	1	1	0
	Ottawa	Shea Weber	Alfredsson	0	0	0	0
2015*	Columbus	Filip Forsberg	Toews	2	0	2	0
	Columbus	Shea Weber	Toews	0	0	0	0
2016	Nashville	Roman Josi	Central	1	0	1	0
	Nashville	James Neal	Central	2	1	3	0
	Nashville	Shea Weber	Central	0	1	1	0
2017	Los Angeles	P.K. Subban	Central	1	0	1	0
2018*	Tampa Bay	P.K. Subban	Central	1	0	1	0
2019	San Jose	Roman Josi	Central	1	5	6	0
2020	St. Louis	Roman Josi	Central	0	2	2	0

YEAR	SITE	GOALTENDER	TEAM	W-L	MIN	GA	SA
2004	Minnesota	Tomas Vokoun	West	0-1	20	4	12
2015*	Columbus	Pekka Rinne	DNP	--	--	--	--
2016	Nashville	Pekka Rinne	Central	--	10	3	8
2018	Nashville	Pekka Rinne	Central	--	10	0	4
2019	San Jose	Pekka Rinne	Central	1-1	19:43	5	19

* Timonen did not play in the 2000 NHL All-Star Game due to injury.

* Rinne did not play in the 2015 NHL All-Star Game due to injury.

* Head Coach Barry Trotz served as an assistant coach for the Western Conference All-Stars.

* Head Coach Peter Laviolette and his staff served as the coaching staff for Team Toews at the 2015 NHL All-Star Game after recording the League's best record at the midpoint of the season.

* Head Coach Peter Laviolette served as the Central Division's head coach at the 2018 NHL All-Star Game after recording the League's best record at the midpoint of the season.

NHL YOUNGSTARS GAME REPRESENTATIVES

YEAR	SITE	PLAYER	TEAM	G	A	PTS	PIM
2002	Los Angeles	Scott Hartnell	Melrose	0	1	1	0
	Los Angeles	David Legwand	Melrose	2	2	4	0
2003	Florida	Adam Hall	West	1	1	2	0
2004	Minnesota	Dan Hamhuis	West	0	0	0	0
2007	Dallas	Alexander Radulov	West	1	0	1	0
	Dallas	Shea Weber	West	0	2	2	0
2012	Ottawa	Craig Smith	Alfredsson	--	--	--	--

YEAR	SITE	GOALTENDER	TEAM	W-L	MIN	GA	SA
2009	Montreal	Pekka Rinne	Rookies	1-0	18	5	24



PREDATORS' PERSONNEL HISTORY

CHIEF EXECUTIVE OFFICERS

Jeff Cohen	August 10, 2010 - November 30, 2015
Sean Henry	December 1, 2015 - Present

TEAM PRESIDENTS

Jack Diller	July 1, 1997 - June 30, 2005
Ed Lang	December 11, 2007 - August 10, 2010
David Poile	December 11, 2007 - Present
Sean Henry	August 10, 2010 - Present

GENERAL MANAGERS

David Poile	July 9, 1997 - Present
-------------	------------------------

ASSISTANT GENERAL MANAGERS

Ray Shero	November 30, 1998 - May 25, 2006
Paul Fenton	June 5, 2006 - May 21, 2018
Brian Poile	May 22, 2018 - Present
Jeff Kealty	May 22, 2018 - Present

HEAD COACHES

Barry Trotz	August 6, 1997 - April 14, 2014
Peter Laviolette	May 6, 2014 - January 6, 2020
John Hynes	January 7, 2020 - Present

ASSOCIATE & ASSISTANT COACHES

Paul Gardner	August 6, 1997 - April 15, 2003
Brent Peterson	(assistant) June 19, 1998 - June 19, 2003 (associate) June 19, 2003 - June 26, 2011 (assistant) June 19, 2003 - June 15, 2011 (associate) June 15, 2011 - May 21, 2013
Peter Horachek	June 9, 2011 - June 27, 2014 May 21, 2013 - June 15, 2017 (assistant) May 6, 2014 - July 19, 2017 (associate) July 20, 2017 - January 6, 2020
Lane Lambert	July 20, 2017 - August 17, 2020
Phil Housley	June 4, 2019 - Present
Kevin McCarthy	September 10, 2020 - Present
Dan Muse	October 23, 2020 - Present
Dan Lambert	
Dan Hinote	
Todd Richards	

TEAM CAPTAINS

Tom Fitzgerald	July 6, 1998 - March 13, 2002
Greg Johnson	October 8, 2002 - June 30, 2006
Scott Walker	January 12, 2003 - January 27, 2003
Kimmo Timonen	October 3, 2006 - June 18, 2007
Jason Arnott	September 12, 2007 - June 19, 2010
Shea Weber	July 8, 2010 - June 29, 2016
Mike Fisher	September 8, 2016 - August 3, 2017
Roman Josi	September 19, 2017 - Present



NHL AWARD WINNERS & FINALISTS

NHL AWARD WINNERS

JAMES NORRIS MEMORIAL TROPHY

Awarded to the defense player who demonstrates throughout the season the greatest all-around ability in the position.

2020 Roman Josi

VEZINA TROPHY

Awarded to the goalkeeper adjudged to be the best at his position.

2018 Pekka Rinne



MARK MESSIER NHL LEADERSHIP AWARD

Presented to the player who exemplifies great leadership qualities to his team, on and off the ice, during the regular season.

2016 Shea Weber
2019 Wayne Simmonds

JIM GREGORY GENERAL MANAGER OF THE YEAR AWARD

Presented to recognize the work of the top general manager in the NHL.

2017 David Poile



NHL FOUNDATION PLAYER AWARD

Honors the player who applies the core values of hockey - commitment, perseverance and teamwork - to enrich the lives of people in his community.

2012 Mike Fisher

BILL MASTERTON MEMORIAL TROPHY

Given to the NHL player who best exemplifies the qualities of perseverance, sportsmanship and dedication to hockey.

2009 Steve Sullivan



LESTER PATRICK AWARD

For outstanding service to hockey in the United States.

2001 David Poile

NHL AWARD FINALISTS

JAMES NORRIS MEMORIAL TROPHY

Awarded to the defense player who demonstrates throughout the season the greatest all-around ability in the position.

2011 Shea Weber
2012 Shea Weber
2014 Shea Weber
2018 P.K. Subban
2020 Roman Josi

VEZINA TROPHY

Awarded to the goalkeeper adjudged to be the best at his position.

2011 Pekka Rinne
2012 Pekka Rinne
2015 Pekka Rinne
2018 Pekka Rinne

JACK ADAMS AWARD

Presented to the NHL coach adjudged to have contributed the most to his team's success.

2010 Barry Trotz
2011 Barry Trotz
2015 Peter Laviolette

JIM GREGORY GENERAL MANAGER OF THE YEAR AWARD

Presented to recognize the work of the top general manager in the NHL.

2010 David Poile
2011 David Poile
2012 David Poile
2017 David Poile

KING KLANCY MEMORIAL TROPHY

Given to the player who best exemplifies leadership qualities on and off the ice and has made a noteworthy humanitarian contribution in his community.

2018 P.K. Subban

NHL ALL-STAR TEAMS

FIRST TEAM ALL-STAR

2011 Shea Weber
2012 Shea Weber
2018 Pekka Rinne
2020 Roman Josi

SECOND TEAM ALL-STAR

2011 Pekka Rinne
2014 Shea Weber
2015 Shea Weber
2018 P.K. Subban

ALL-ROOKIE TEAM

2015 Filip Forsberg
2018 Juse Saros

WEEKLY & MONTHLY AWARDS

NHL THREE STARS OF THE MONTH

January 2008	J-P Dumont	2nd Star
October 2008	Shea Weber	3rd Star
January 2011	Pekka Rinne	3rd Star
March 2011	Pekka Rinne	3rd Star
January 2012	Pekka Rinne	3rd Star
November 2014	Pekka Rinne	3rd Star
February 2016	Filip Forsberg	3rd Star
November 2016	Pekka Rinne	1st Star
February 2017	Filip Forsberg	2nd Star

NHL THREE STARS OF THE WEEK

Oct. 3-7, 2007	Chris Mason	3rd Star
Nov. 12-18, 2007	Martin Erat	3rd Star
Dec. 17-23, 2007	Jason Arnott	3rd Star
March 24-30, 2008	Dan Ellis	2nd Star
Nov. 10-16, 2008	Dan Ellis	3rd Star
Dec. 1-7, 2008	Pekka Rinne	1st Star
Oct. 26-Nov. 1, 2009	Pekka Rinne	2nd Star
Dec. 14-20, 2009	Patric Hornqvist	3rd Star
March 8-14, 2010	Pekka Rinne	3rd Star
March 15-21, 2010	Pekka Rinne	1st Star
Dec. 12-18, 2011	Pekka Rinne	2nd Star
Jan. 23-29, 2012	Pekka Rinne	2nd Star
March 12-18, 2012	Martin Erat	3rd Star
Dec. 9-15, 2013	Carter Hutton	3rd Star
Nov. 9-16, 2014	Filip Forsberg	3rd Star
Dec. 21-28, 2014	Colin Wilson	2nd Star
Feb. 9-15, 2015	Pekka Rinne	3rd Star
Nov. 30-Dec. 6, 2015	Shea Weber	2nd Star
Feb. 22-28, 2016	Filip Forsberg	1st Star
Nov. 7-13, 2016	Pekka Rinne	3rd Star
Feb. 6-12, 2017	Viktor Arvidsson	3rd Star
Feb. 20-26, 2017	Filip Forsberg	1st Star
April 1-7, 2019	Pekka Rinne	2nd Star
Oct. 21-27, 2019	Roman Josi	2nd Star
Dec. 16-22, 2019	Roman Josi	2nd Star
Feb. 25-March 2, 2020	Ryan Ellis	2nd Star

NHL ROOKIE OF THE MONTH

February 2009	Pekka Rinne
November 2013	Marek Mazanec
November 2014	Filip Forsberg

NHL PLAYER OF THE WEEK

Dec. 27, 1999-Jan. 2, 2000	Tomas Vokoun
----------------------------	--------------

NHL DEFENSIVE PLAYER OF THE WEEK

Nov. 24-30, 2003	Tomas Vokoun
Nov. 28-Dec. 4, 2005	Tomas Vokoun
March 13-19, 2006	Tomas Vokoun

NHL OFFENSIVE PLAYER OF THE WEEK

Dec. 22-28, 2003	Scott Walker
Feb. 16-22, 2004	Steve Sullivan
Oct. 10-16, 2005	Steve Sullivan



HOCKEY HALL OF FAME INDUCTEES

PETER FORSBERG | FORWARD | INDUCTED: NOVEMBER 17, 2014



The Predators acquired seven-time All-Star and two-time Stanley Cup champion Peter Forsberg from the Philadelphia Flyers on Feb. 15, 2007 in one of the largest trades in franchise history. Forsberg tallied 15 points (2g-13a) in 17 games for the Predators, helping the team finish the regular season with 51 wins - tied for the second-most in the NHL - and 110 points. Forsberg was inducted into the Hockey Hall of Fame on Nov. 17, 2014 after a legendary 13-season NHL career spent with Quebec, Colorado, Philadelphia and Nashville. He recorded 885 points (249g-636a) in 708 career NHL games from 1994-2010.

PAUL KARIYA | FORWARD | INDUCTED: NOVEMBER 13, 2017

Paul Kariya signed with Nashville as a free agent in the summer of 2005 and went on to help guide the team to two of its best seasons in franchise history in 2005-06 and 2006-07. Kariya began his Predators tenure by posting 85 points (31g-54a) and 54 assists - both single-season franchise records - in the 2005-06 campaign and went on to record 161 points (55g-106a) in 164 games with Nashville. Kariya, who was inducted into the Hockey Hall of Fame on Nov. 13, 2017, tallied exactly a point-per-game (402g-587a) in his 989-game NHL career with Anaheim, St. Louis, Nashville and Colorado.





OLYMPIANS

PREDATORS' OLYMPIC GAMES REPRESENTATIVES - SKATERS

YEAR	SITE	PLAYER	COUNTRY	RESULT	GP	G	A	PTS	PIM
2002	Salt Lake City	Richard Lintner	Slovakia	13th	4	1	1	2	0
2002	Salt Lake City	Oliver Selzinger	Austria	12th	4	1	0	1	2
2002	Salt Lake City	Karlis Skrastins	Latvia	Ninth	1	0	0	0	0
2002	Salt Lake City	Kimmo Timonen	Finland	Sixth	4	0	1	1	2
2006	Torino	Martin Erat	Czech Republic	Bronze	8	1	1	2	4
2006	Torino	Jukka Hentunen	Finland	Silver	8	0	0	0	2
2006	Torino	Danny Markov	Russia	Fourth	8	0	2	2	4
2006	Torino	Alexander Sulzer	Germany	10th	5	0	1	1	2
2006	Torino	Kimmo Timonen	Finland	Silver	8	1	4	5	2
2006	Torino	Marek Zidlicky	Czech Republic	Bronze	7	4	1	5	16
2010	Vancouver	Martin Erat	Czech Republic	Seventh	5	0	1	1	2
2010	Vancouver	Marcel Goc	Germany	11th	4	2	1	3	0
2010	Vancouver	Patric Hornqvist	Sweden	Fifth	4	1	0	1	4
2010	Vancouver	Alexander Radulov	Russia	Sixth	4	1	1	2	4
2010	Vancouver	Ryan Suter	United States	Silver	6	0	4	4	2
2010	Vancouver	Shea Weber	Canada	Gold	7	2	4	6	2
2014	Sochi	Roman Josi	Switzerland	Ninth	4	0	0	0	0
2014	Sochi	Simon Moser	Switzerland	Ninth	4	1	0	1	2
2014	Sochi	Alexander Radulov	Russia	Fifth	5	3	3	6	4
2014	Sochi	Shea Weber	Canada	Gold	6	3	3	6	0
2018	Pyeongchang	Eeli Tolvanen	Finland	Fifth	5	3	6	9	4

PREDATORS' OLYMPIC GAMES REPRESENTATIVES - GOALTENDERS

YEAR	SITE	GOALIE	COUNTRY	RESULT	GP	MIN	RECORD	GA	SA	GAA	SV%
2002	Salt Lake City	Jan Lasak	Slovakia	13th	2	94	0-0	6	38	3.81	.864
2002	Salt Lake City	Mike Dunham	United States	Silver	1	60	0-0	0	23	0.00	1.000
2006	Torino	Tomas Vokoun	Czech Republic	Bronze	7	342	3-4	14	136	2.46	.897

Note: Predators General Manager David Poile served as General Manager for Team USA at the 2014 Olympics and as Associate General Manager at the 2010 Olympics.



Dan Hamhuis & Shea Weber



Roman Josi



FRANCHISE FIRSTS

FIRST NHL GAME

Florida Panthers 1, Nashville Predators 0
Oct. 10, 1998 at Nashville Arena

Coaches: Barry Trotz (head coach), Paul Gardner (assistant coach), Brent Peterson (assistant coach)

Captain: Tom Fitzgerald

Attendance: 17,285 (sellout)

FIRST WIN

Overall: Oct. 13, 1998 vs. CAR, 3-2 (Mike Dunham)
At Home: Oct. 13, 1998 vs. CAR, 3-2 (Mike Dunham)
On Road: Nov. 6, 1998 at CGY, 2-1 (Mike Dunham)
Overtime: Jan. 30, 1999 at NJD, 3-2 (Mike Dunham)
Shootout: Oct. 8, 2005 vs. ANA, 3-2 (Tomas Vokoun)

FIRST LOSS

Overall: Oct. 10, 1998 vs. FLA, 1-0 (Mike Dunham)
At Home: Oct. 10, 1998 vs. FLA, 1-0 (Mike Dunham)
On Road: Oct. 17, 1998 at OTT, 3-1 (Mike Dunham)
Overtime: Jan. 14, 1999 at DET, 2-1 (Tomas Vokoun)
Shootout: Nov. 5, 2005 at LAK, 3-2 (Tomas Vokoun)

FIRST TIE

Overall: Oct. 19, 1998 at TOR, 2-2 (Mike Dunham)
At Home: Dec. 8, 1998 vs. EDM, 3-3 (Tomas Vokoun)
On Road: Oct. 19, 1998 at TOR, 2-2 (Mike Dunham)

FIRST SCORELESS GAME

March 21, 2001 at MIN (Mike Dunham/Jamie McLennan)

FIRST GOAL

Andrew Brunette (Bouchard, Johnson) on Oct. 13, 1998 at 5:12 of first period in 3-2 win vs. CAR
On ice: Brunette, Johnson, Krivokrasov, Heward, Bouchard

FIRST GOAL AGAINST

Ray Whitney (Murphy, Kvasha) on Oct. 10, 1998 at 2:26 of third period in 1-0 loss vs. FLA

FIRST TWO-GOAL GAME

Sergei Krivokrasov on Oct. 27, 1998 in 5-4 win vs. VAN

FIRST HAT TRICK

Rob Valicevic on Nov. 10, 1999 in 4-2 win at CHI

FIRST NATURAL HAT TRICK

Filip Forsberg on Feb. 23, 2017 in 4-2 win vs. COL

FIRST FOUR-GOAL GAME

Eric Nystrom on Jan. 24, 2014 in 5-4 SOL at CGY

FIRST HAT TRICK AGAINST

Joe Sakic on Feb. 19, 1999 in 4-4 tie vs. COL

FIRST TWO-POINT GAME

Greg Johnson (Za) on Oct. 13, 1998 in 3-2 win vs. CAR

FIRST THREE-POINT GAME

Sergei Krivokrasov (Zg-1a) on Oct. 27, 1998 in 5-4 win vs. VAN

STARTING LINEUP

Left Wing Andrew Brunette
Center Greg Johnson
Right Wing Sergei Krivokrasov
Defenseman Joel Bouchard
Defenseman Bob Boughner
Goaltender Mike Dunham

PREDATORS ROSTER

Players Dressed: Mike Dunham, Jay More, Bob Boughner, Darren Turcotte, Patric Kjellberg, Patrick Cote, Andrew Brunette, Jamie Heward, Tom Fitzgerald, Greg Johnson, Blair Atcheynum, Scott Walker, Sergei Krivokrasov, John Slavey, Denny Lambert, Eric Fichaud, J.J. Daigneault, Brad Smyth, Jeff Nelson, Joel Bouchard
Did Not Dress: Ville Peltonen, Drake Berehowsky, Greg de Vries, Jan Vopat, Sebastien Bordeleau

FIRST FOUR-POINT GAME

Sebastien Bordeleau (Zg-2a) and Sergei Krivokrasov (Zg-2a) on Dec. 19, 1998 in 6-4 win at VAN

FIRST FIVE-POINT GAME

Marek Zidlicky (5a) on Feb. 18, 2004 in 7-3 win vs. SJS

FIRST 20-GOAL SCORER

Sergei Krivokrasov (hit 20 goals on March 12, 1999 vs. CHI)

FIRST 30-GOAL SCORER

Steve Sullivan (hit 30 goals on March 21, 2006 at DET)

FIRST MULTI-SEASON 30-GOAL SCORER

Filip Forsberg (recorded second 30-goal season on March 30, 2017 vs. TOR)

FIRST 60-POINT SCORER

Cliff Roming (hit 60 points on March 28, 2000 vs. NYI)

FIRST 70-POINT SCORER

Paul Kariya (hit 70 points on March 25, 2006 at LAK)

FIRST 80-POINT SCORER

Paul Kariya (hit 80 points on April 15, 2006 vs. PHX)

FIRST GAME-WINNING GOAL

J.J. Daigneault (Heward, Johnson) on Oct. 13, 1998 at 12:18 of first period in 3-2 win vs. CAR

FIRST GAME-TYING GOAL

Sergei Krivokrasov (Johnson, Bouchard) on Dec. 8, 1998 at 14:24 of third period in 3-3 tie vs. EDM

FIRST EMPTY-NET GOAL

Scott Walker (Daniels) on Nov. 10, 1998 at 19:48 of third period in 4-2 win at SJS

FIRST OVERTIME GOAL

Sebastien Bordeleau (Fitzgerald) on Jan. 30, 1999 at 2:43 of OT in 3-2 win at NJD

FIRST GOAL BY GOALTENDER

Chris Mason on April 15, 2006 in 5-1 win vs. PHX

FIRST POWER-PLAY GOAL

J.J. Daigneault (Heward, Johnson) on Oct. 13, 1998 at 12:18 of first period in 3-2 win vs. CAR

FIRST POWER-PLAY GOAL AGAINST

Ray Whitney (Murphy, Kvasha) on Oct. 10, 1998 at 2:26 of third period in 1-0 loss vs. FLA

FIRST SHORTHANDED GOAL

Scott Walker on Oct. 24, 1998 at 4:31 of first period in 5-4 loss at CHI

FIRST SHORTHANDED GOAL AGAINST

Magnus Arvedsson (Yashin, Redden) on Oct. 17, 1998 at 8:07 of third period in 3-1 loss at OTT

FIRST OVERTIME SHORTHANDED GOAL

Calle Jarnkrok (Josi) on Jan. 10, 2017 in 2-1 win vs. VAN

FIRST MINOR PENALTY

Tom Fitzgerald (high sticking) on Oct. 10, 1998 at 4:09 of first period in 1-0 loss vs. FLA

FIRST MAJOR PENALTY

Patrick Cote (fighting) on Oct. 10, 1998 at 6:52 of first period in 1-0 loss vs. FLA

FIRST GAME MISCONDUCT

Denny Lambert on Oct. 21, 1998 at 14:47 of third period in 5-2 loss at DET

FIRST PENALTY SHOT

Kimmo Timonen scored on Jeff Hackett on Nov. 18, 1999 of second period in 6-1 win vs. MTL

FIRST PENALTY SHOT AGAINST

Shaun Van Allen stopped by Eric Fichaud on Dec. 1, 1998 at 15:42 of third period in 3-1 loss at OTT

FIRST SHOT ON GOAL

Bob Boughner on Oct. 10, 1998 at 7:10 of first period in Kirk McLean in 1-0 loss vs. FLA

FIRST 40+ SHOTS GAME

Nov. 21, 1998 in 6-3 loss vs. NYI (42 shots)

FIRST 50+ SHOTS GAME

Oct. 14, 1999 in 5-1 loss vs. SJS (52 shots)

FIRST 40+ SAVES GAME

Mike Dunham on Oct. 21, 1998 in 5-2 loss at DET (52 saves)

FIRST 50+ SAVES GAME

Mike Dunham on Oct. 21, 1998 in 5-2 loss at DET (52 saves)

FIRST SHUTOUT

Tomas Vokoun on Jan. 15, 1999 in 2-0 win vs. PHX (31 saves)

FIRST SHUTOUT AGAINST

Kirk McLean on Oct. 10, 1998 in 1-0 loss vs. FLA (26 saves)



OVERTIME & SHOOTOUT HISTORY

SEASON	HOME					ROAD					OVERALL				
	GP	W	L	T	PCT	GP	W	L	T	PCT	GP	W	L	T	PCT
1998-99	5	0	1	4	.400	5	1	1	3	.500	10	1	2	7	.450
1999-00	5	0	2	3	.300	13	4	5	4	.462	18	4	7	7	.417
2000-01	9	2	0	7	.611	8	3	3	2	.500	17	5	3	9	.559
2001-02	10	2	0	8	.600	8	3	0	5	.688	18	5	0	13	.639
2002-03	9	3	1	5	.611	16	2	6	8	.375	25	5	7	13	.460
2003-04	12	3	2	7	.542	10	4	2	4	.600	22	7	4	11	.568
2005-06	6	5	1	--	.833	11	4	7	--	.364	17	9	8	--	.529
2006-07	9	4	5	--	.444	8	5	3	--	.625	17	9	8	--	.529
2007-08	9	5	4	--	.556	8	3	5	--	.375	17	8	9	--	.471
2008-09	10	6	4	--	.600	10	6	4	--	.600	20	12	8	--	.600
2009-10	10	7	3	--	.700	10	7	3	--	.700	20	14	6	--	.700
2010-11	11	3	8	--	.272	8	5	3	--	.625	19	8	11	--	.421
2011-12	9	4	5	--	.444	7	4	3	--	.571	16	8	8	--	.500
2012-13	7	3	4	--	.429	7	2	5	--	.286	14	5	9	--	.357
2013-14	8	3	5	--	.375	9	2	7	--	.222	17	5	12	--	.294
2014-15	13	9	4	--	.692	11	5	6	--	.455	24	14	10	--	.583
2015-16	10	3	7	--	.300	10	3	7	--	.300	20	6	14	--	.300
2016-17	10	2	8	--	.200	8	4	4	--	.500	18	6	12	--	.333
2017-18	10	6	4	--	.600	12	5	7	--	.416	22	11	11	--	.500
2018-19	7	5	2	--	.714	8	4	4	--	.500	15	9	6	--	.600
2019-20	7	3	4	--	.429	8	4	4	--	.500	15	7	8	--	.467
TOTAL	180	73	73	34	.500	192	80	86	26	.484	372	152	160	60	.489

Note: These totals are for Nashville games that ended in either overtime or in a shootout.

SEASON	HOME					ROAD					OVERALL				
	GP	OTW	SOW	OTL	SOL	GP	OTW	SOW	OTL	SOL	GP	OTW	SOW	OTL	SOL
2005-06	6	1	4	0	1	11	2	2	5	2	17	3	6	5	3
2006-07	9	2	2	2	3	8	1	4	1	2	17	3	6	3	5
2007-08	9	3	2	1	3	8	2	1	3	2	17	5	3	4	5
2008-09	10	2	4	2	2	10	4	2	1	3	20	6	6	3	5
2009-10	10	1	6	1	2	10	5	2	1	2	20	6	8	2	4
2010-11	11	1	2	5	3	8	1	4	2	1	19	2	6	7	4
2011-12	9	1	3	2	3	7	2	2	1	2	16	3	5	3	5
2012-13	7	3	0	0	4	7	0	2	3	2	14	3	2	3	6
2013-14	8	2	1	1	4	9	1	1	2	5	17	3	2	3	9
2014-15	13	5	4	2	2	11	3	2	2	4	24	8	6	4	6
2015-16	10	1	2	5	2	10	1	2	7	0	20	2	4	12	2
2016-17	10	2	0	6	2	8	2	2	2	2	18	4	2	8	4
2017-18	10	1	5	1	3	12	4	1	3	4	22	5	6	4	7
2018-19	7	2	3	1	1	8	3	1	3	1	15	5	4	4	2
2019-20	7	1	2	3	1	8	3	1	2	2	15	4	3	5	3
TOTAL	119	25	32	30	32	115	27	27	32	29	234	52	59	62	61



OVERTIME & SHOOTOUT HISTORY

ALL-TIME RECORD vs. NHL IN OVERTIME & SHOOTOUT COMBINED

TEAM	GP	W	L	T	PCT
Anaheim	19	6	11	2	.368
Arizona	19	11	6	2	.632
Boston	8	5	2	1	.688
Buffalo	6	3	2	1	.583
Calgary	19	3	12	4	.263
Carolina	7	3	3	1	.500
Chicago	23	9	10	4	.478
Colorado	15	7	3	5	.633
Columbus	19	11	7	1	.605
Dallas	11	5	5	1	.500
Detroit	23	8	11	4	.435
Edmonton	13	7	3	3	.654
Florida	10	5	2	3	.650
Los Angeles	17	6	8	3	.441
Minnesota	19	6	8	5	.447
Montreal	12	5	6	1	.458
New Jersey	13	7	6	0	.538
NY Islanders	5	2	3	0	.400
NY Rangers	5	2	2	1	.500
Ottawa	7	3	4	0	.429
Philadelphia	11	5	3	3	.591
Pittsburgh	8	2	4	2	.375
St. Louis	31	15	12	4	.548
San Jose	16	6	8	2	.438
Tampa Bay	9	3	4	2	.444
Toronto	4	1	2	1	.375
Vancouver	13	5	6	2	.462
Vegas	2	0	2	0	.000
Washington	7	2	4	1	.357
Winnipeg	10	5	4	1	.550

ALL-TIME RECORD vs. NHL IN OVERTIME ONLY (no shootout)

TEAM	GP	W	L	T	PCT
Anaheim	9	4	3	2	.556
Arizona	11	6	3	2	.636
Boston	5	3	1	1	.700
Buffalo	5	2	2	1	.500
Calgary	15	3	8	4	.333
Carolina	4	2	1	1	.625
Chicago	14	4	6	4	.429
Colorado	14	7	2	5	.679
Columbus	9	4	4	1	.500
Dallas	8	4	3	1	.563
Detroit	18	6	7	4	.444
Edmonton	9	4	2	3	.611
Florida	5	2	0	3	.700
Los Angeles	13	4	6	3	.423
Minnesota	12	1	6	5	.292
Montreal	7	1	5	1	.214
New Jersey	6	3	3	0	.500
NY Islanders	3	1	2	0	.333
NY Rangers	3	2	0	1	.833
Ottawa	5	2	3	0	.400
Philadelphia	5	1	1	3	.500
Pittsburgh	5	0	3	2	.200
St. Louis	15	6	5	4	.533
San Jose	10	4	4	2	.500
Tampa Bay	8	2	4	2	.375
Toronto	2	1	0	1	.750
Vancouver	9	4	3	2	.556
Vegas	1	0	1	0	.000
Washington	4	1	2	1	.375
Winnipeg	8	5	2	1	.688





OVERTIME HISTORY

NASHVILLE OVERTIME SCORING

PLAYER	G	A	PTS
Arhipov	2	1	3
Arnott	1	3	4
Arvidsson	2	3	5
Berenzweig	1	0	1
Bonino	0	2	2
Bonk	0	3	3
Bordeleau	1	0	1
Bouillon	1	2	3
Classen	0	1	1
Cullen	0	1	1
de Vries	0	1	1
Delmore	3	2	5
Duchene	0	2	2
Dumont	1	3	4
Eaton	1	2	3
Ekholm	3	4	7
Ellis	2	6	8
Erat	2	3	5
Fiala	1	0	1
Fisher	0	1	1
Fitzgerald	0	1	1
Forsberg, F.	6	2	8
Forsberg, P.	1	0	1
Franson	1	1	2
Goc	0	1	1
Granlund	2	0	2
Hambuis	1	2	3
Hartnell	2	2	4

PLAYER	G	A	PTS
Hlavac	0	1	1
Houlder	0	1	1
Hulse	1	0	1
Hutchinson	1	0	1
Jarnkrok	2	2	4
Johansen	1	3	4
Johnson	3	3	6
Jones	1	1	2
Josi	4	9	13
Kariya	1	2	3
Koistinen	1	0	1
Kostitsyn, S.	0	2	2
Krivokrasov	1	0	1
Legwand	9	9	18
Millar	0	1	1
Murray	0	2	2
Neal	3	1	4
Orszagh	0	3	3
Peltonen	0	1	1
Peverley	1	1	2
Radulov	1	1	2
Ribeiro	0	3	3
Rinne	0	1	1
Robitaille	1	0	1
Ronning	2	2	4
Sissons	1	1	2
Skrastins	0	2	2
Smith	2	0	2

PLAYER	G	A	PTS
Subban	0	2	2
Sullivan	3	3	6
Suter	2	6	8
Timonen	1	6	7
Turris	1	2	3
Walker	3	3	6
Ward	0	2	2
Weber, S.	7	7	14
Wilson	2	4	6
Yachmenev	0	2	2
York	1	2	3
Zanon	0	1	1
Zidicky	1	5	6

NASHVILLE GOALIE RECORDS

GOALTENDER	GP	W	L	T	PCT
Dunham	44	11	9	24	.523
Ellis	10	7	3	0	.700
Hutton	10	3	7	0	.300
Lindback	3	1	2	0	.333
Mason	12	5	6	1	.458
Mazanec	1	0	1	0	.000
Rinne	72	35	37	0	.486
Saros	17	8	9	0	.471
Vokoun	73	19	19	35	.500





OVERTIME HISTORY

OPPONENT OVERTIME SCORING (vs. NASHVILLE)

PLAYER	G	A	PTS	PLAYER	G	A	PTS	PLAYER	G	A	PTS
Albelin	1	0	1	Halak	0	1	1	Ovechkin	0	2	2
Amonte	0	1	1	Hall	0	1	1	Paciorelly	2	0	2
Atkinson	0	1	1	Hamilton, D.	0	2	2	Palfy	0	1	1
Aucuin, A.	1	1	2	Hamilton, J.	1	0	1	Panarin	1	0	1
Backlund	1	0	1	Hedman	0	1	1	Papineau	1	0	1
Backstrom	0	1	1	Hejduk	0	1	1	Parenteau	0	1	1
Bailey	0	1	1	Henrique	1	0	1	Parise	0	1	1
Barrie	1	0	1	Hickey	1	0	1	Patrick	0	1	1
Bates	0	1	1	Hoffman	1	0	1	Pearson	1	0	1
Beaulieu	0	1	1	Hossa	1	0	1	Pietrangelo	0	1	1
Bednar	0	1	1	Hronek	0	1	1	Pronger, C.	1	2	3
Bergeron	0	1	1	Hull	1	0	1	Prospal	1	0	1
Bertuzzi, Todd	1	1	2	Huskins	0	1	1	Radulov	0	1	1
Blake, R.	0	1	1	Iginla	1	0	1	Rafalski	0	2	2
Bogosian	1	0	1	Jagr	0	1	1	Richards, B.	0	1	1
Bourque, Ray	0	1	1	Janmark	1	0	1	Russell, K.	1	0	1
Bourque, Rene	1	0	1	Johnson, T.	1	0	1	Saad	1	0	1
Boyle, D.	1	1	2	Johnsson, K.	0	1	1	Salei	0	1	1
Briere	1	0	1	Jones, S.	0	1	1	Salvador	0	1	1
Brodie	0	1	1	Kaberle, F.	1	0	1	Satan	0	1	1
Brodzkiak	0	1	1	Kane, P.	0	2	2	Savard, M.	0	2	2
Bulis	0	1	1	Keith, D.	0	4	4	Schmidt	0	1	1
Bure, V.	1	0	1	Kennedy	0	1	1	Schroeder	0	1	1
Burmistrov	0	1	1	Kesler	0	1	1	Seabrook	0	1	1
Cammalleri	1	0	1	Kessel	1	0	1	Seguin	0	1	1
Carter	2	1	3	Klingberg	0	1	1	Selanne	1	1	2
Chabot	1	2	3	Koeffoek	0	1	1	Semin	0	1	1
Chelios	0	1	1	Koivu, M.	0	1	1	Sergachev	0	1	1
Chubarov	0	1	1	Koivu, S.	0	1	1	Setoguchi	1	0	1
Chychny	0	1	1	Kopitar	0	1	1	Shanahan	2	0	2
Cleary	1	0	1	Kozlov, Viktor	0	1	1	Sharp	0	1	1
Cooke	0	1	1	Kozlov, Vy.	1	0	1	Smith, R.	1	0	1
Coyle	0	1	1	Krajicek	1	0	1	Sopel	0	1	1
Crosby	0	1	1	Kronwall	0	1	1	Souray	1	0	1
Cross	1	0	1	Kucherov	1	0	1	Spaek	0	2	2
Crowley	1	0	1	Kunitz	0	1	1	Spurgeon	1	1	2
Cullen	0	1	1	Ladd	0	1	1	Stalberg	1	0	1
Datsyuk	0	1	1	Laich	1	0	1	Stamkos	0	2	2
DeBrincat	1	0	1	Larkin	1	0	1	Stastny	1	1	2
Demitra	0	1	1	Latendresse	0	1	1	Steen	1	0	1
Desharnais	1	1	2	Lehner	0	1	1	Stepan	0	1	1
Doan	0	1	1	Letang	1	0	1	Stoll	0	1	1
Domenichelli	0	1	1	Letowski	0	1	1	Stuart, B.	0	1	1
Doughty	0	2	2	Lidstrom	0	1	1	Stumpel	1	0	1
Duchene	0	1	1	Lindholm	0	1	1	Subban	1	1	2
Duclair	1	0	1	Little	0	1	1	Suchy	0	1	1
Dumba	1	0	1	Lukowich	0	1	1	Suter, R.	0	2	2
Dvorak	0	1	1	MacInnis, A.	0	1	1	Tanguay	0	1	1
Dzingel	0	1	1	Malkin	0	1	1	Tarasenko	1	0	1
Eager	0	1	1	Marchand	1	0	1	Thomas, S.	1	0	1
Eakin	1	0	1	Marchant	0	1	1	Thornton, J.	0	2	2
Eastwood	1	0	1	Markov, A.	0	1	1	Tkachuk, B.	0	1	1
Ebbelt	1	0	1	Marleau	2	0	2	Tkachuk, K.	2	0	2
Ehrhoff	1	0	1	Martinez	0	1	1	Tkachuk, M.	1	0	1
Eichel	1	0	1	Matvichuk	0	1	1	Toews	1	1	2
Elias	1	0	1	McCauley	1	0	1	Tverdovsky	0	2	2
Fedorov, S.	1	2	3	McDonald	0	1	1	Vemette	0	1	1
Fedun	0	1	1	Messier	1	0	1	Visnovsky	0	1	1
Fischer	1	0	1	Michalek, Z.	1	0	1	Voracek	0	1	1
Foote	1	0	1	Miller, K.	1	0	1	Vrbata	0	1	1
Forsberg, P.	1	0	1	Modry	1	0	1	Warrener	1	0	1
Franzen	1	0	1	Monahan	0	1	1	Wheeler	1	0	1
Gaborik	1	0	1	Moore	0	1	1	White, I.	0	2	2
Galchenyuk	0	1	1	Morris, D.	0	1	1	Wisniewski	1	0	1
Gaudreau	0	3	3	Morrison, B.	1	1	2	Woolley	1	0	1
Getzlaf	0	1	1	Nagy	0	1	1	Wright	1	0	1
Giordano	1	1	2	Neidermayer, R.	0	1	1	Yelle, S.	0	1	1
Giroux	0	1	1	Nickulas	0	1	1	York, M.	0	1	1
Gomez	0	1	1	Niederreiter	1	0	1	Yzerman	0	1	1
Gostisbehere	1	0	1	Nyquist	1	0	1	Zajac	0	1	1
Gourde	1	0	1	Oshie	0	1	1	Zanon	0	2	2
								Zetterberg	0	2	2



OVERTIME HISTORY

OPPONENT GOALTENDER OVERTIME RECORDS (vs. NASHVILLE)

GOALTENDER	GP	W	L	T	PCT
Aebischer	2	0	2	0	.000
Allen	2	2	0	0	1.000
Anderson	3	2	1	0	.667
Aubin	1	0	0	1	.500
Auld	1	0	1	0	.000
Backstrom	4	3	1	0	.750
Belfour	1	1	0	0	1.000
Billington	1	0	0	1	.500
Biron	1	0	0	1	.500
Bishop	2	1	1	0	.500
Boucher	3	1	1	1	.500
Brathwaite	3	1	0	2	.667
Brodeur	2	1	1	0	.500
Bryzgalov	3	1	2	0	.333
Budaj	2	2	0	0	1.000
Burke	3	0	2	1	.167
Cechmanek	4	0	1	3	.375
Clemmensen	1	0	1	0	.000
Cloutier	2	1	0	1	.750
Conklin	1	1	0	0	1.000
Crawford	5	5	0	0	1.000
Dafoe	2	0	1	1	.250
Delia	1	0	1	0	.000
Denis	2	0	0	2	.500
Denis	2	1	1	0	.500
Dominique	2	1	1	0	.500
Dubnyk	2	2	0	0	1.000
Elliott	1	1	0	0	1.000
Enroth	1	1	0	0	1.000
Fasth	1	0	1	0	.000
Fernandez	3	0	0	3	.500
Fitzpatrick	1	0	0	1	.500
Fleury	2	2	0	0	1.000
Fuhr	1	1	0	0	1.000
Garon	2	1	1	0	.500
Gerber	1	1	0	0	1.000
Giguere	7	3	4	0	.429
Gustavsson	1	0	1	0	.000
Hackett	1	0	0	1	.500
Halak	3	1	2	0	.333
Hasek	4	2	1	1	.625

GOALTENDER	GP	W	L	T	PCT
Hebert	2	0	0	2	.500
Hedberg	2	0	1	1	.250
Hellebuyck	3	1	2	0	.333
Hnilicka	1	0	0	1	.500
Hodson	1	0	0	1	.500
Hogberg	1	1	0	0	1.000
Holmqvist	1	1	0	0	1.000
Holby	1	0	1	0	.000
Howard	3	2	1	0	.667
Hutton	1	0	1	0	.000
Irbe	1	0	0	1	.500
Johnson	2	0	1	1	.250
Jones	1	0	1	0	.000
Joseph	3	1	0	2	.667
Khabibulin	3	1	1	1	.500
Khudobin	1	0	1	0	.000
Kinkaid	3	2	1	0	.667
Kiprusoff	4	2	1	1	.625
Korpisalo	1	1	0	0	1.000
Kuemper	2	1	1	0	.500
Lack	1	0	1	0	.000
Leclaire	1	0	1	0	.000
Legace	5	0	4	1	.100
Lehner	3	1	2	0	.333
Lehtonen	1	0	1	0	.000
Luongo	5	1	1	3	.500
Maracle	1	0	1	0	.000
Markkanen	2	0	2	0	.000
Markstrom	1	0	1	0	.000
Mason, C.	2	1	1	0	.500
Mason, S.	1	0	1	0	.000
McElhinney	1	0	1	0	.000
McLean	1	0	1	0	.000
McLennan	2	0	0	2	.500
Miller	2	0	2	0	.000
Mrazek	1	1	0	0	1.000
Munro	1	0	0	1	.500
Nabokov	3	0	1	2	.333
Neuvirth	2	2	0	0	1.000
Niemi	5	3	2	0	.600
Nilsson	1	0	1	0	.000

GOALTENDER	GP	W	L	T	PCT
Nilstorp	1	0	1	0	.000
Ortio	1	1	0	0	1.000
Osgood	7	4	1	2	.714
Passmore	2	0	0	2	.500
Pavelec	2	1	1	0	.500
Pelletier	1	0	1	0	.000
Potvin	3	1	0	2	.667
Price	4	3	1	0	.750
Prusek	1	1	0	0	1.000
Quick	4	3	1	0	.750
Raanta	1	1	0	0	1.000
Ramo	1	1	0	0	1.000
Rask	1	0	1	0	.000
Richter	1	0	0	1	.500
Rittich	2	1	1	0	.500
Roloson	1	0	1	0	.000
Roy	5	1	0	4	.600
Salo	5	1	2	2	.400
Sanford	3	2	1	0	.667
Schaefer	1	1	0	0	1.000
Schneider	1	0	1	0	.000
Schwab	1	0	1	0	.000
Shtalenkov	1	0	0	1	.500
Shtudra	1	1	0	0	1.000
Smith	1	0	1	0	.000
Snow	1	1	0	0	1.000
Storr	2	1	1	0	.500
Subban	1	1	0	0	1.000
Svedberg	1	1	0	0	1.000
Theodore	1	1	0	0	1.000
Thibault	3	0	2	1	.167
Toivonen	1	0	1	0	.000
Toskala	1	1	0	0	1.000
Turco	1	0	0	1	.500
Turek	4	1	1	2	.500
Vanbiesbrouck	1	0	0	1	.500
Varlamov	3	1	2	0	.333
Vasilevskiy	2	1	1	0	.500
Weekes	1	0	1	0	.000



OVERTIME DECISIONS

DATE	RESULT	SCORER/TIME	GOALTENDERS	DATE	RESULT	SCORER/TIME	GOALTENDERS
1/14/99	Nashville 1 at DETROIT 2	Vy. Kozlov, 2:54	Vokou/Osgood	3/18/09	Nashville 3 at ANAHEIM 4	Selanne, 0:34	Rinne/Giguere
1/30/99	NASHVILLE 3 at New Jersey 2	Bordeleau, 2:43	Dunham/Brodeur	3/28/09	Los Angeles 3 at NASHVILLE 4	Sullivan, 3:41	Rinne/Quick
2/13/99	PITTSBURGH 3 at Nashville 2	K. Miller, 3:39	Vokou/Sudra	10/22/09	NASHVILLE 6 at Ottawa 5	Weber, 2:11	Rinne/Leciaire
11/3/99	Nashville 4 at CALGARY 5	Albein, 4:56	Dunham/Fuhr	11/25/09	NASHVILLE 4 at Colorado 3	Legwand, 3:07	Rinne/Osgood
11/22/99	Nashville 2 at ST. LOUIS 3	Eastwood, 2:39	Dunham/Turek	12/2/09	Nashville 4 at MINNESOTA 5	Ebbett, 1:26	Rinne/Backstrom
12/6/99	NASHVILLE 4 at Atlanta 3	Robitaille, 2:26	Dunham/Maracle	12/12/09	DETROIT 3 at Nashville 2	Bertuzzi, 0:24	Rinne/Osgood
1/3/00	VANCOUVER 4 at Nashville 3	Messier, 3:29	Dunham/Snow	12/31/09	NASHVILLE 2 at Columbus 1	Legwand, 0:28	Ellis/Garon
12/2/00	NASHVILLE 4 at CALGARY 5	V. Bure, 3:06	Dunham/Brownthwaite	3/20/10	Columbus 0 at NASHVILLE 1	Franson, 1:54	Rinne/Mason
1/24/00	NASHVILLE 3 at Edmonton 2	Krivokavov, 1:19	Dunham/Salo	3/29/10	NASHVILLE 3 at Florida 2	Bouillon, 1:00	Ellis/Clummen
2/10/00	BUFFALO 2 at Nashville 1	Woolley, 4:08	Vokou/Hasek	4/3/10	NASHVILLE 4 at Detroit 3	Suter, 0:16	Rinne/Howard
3/4/00	Nashville 2 at LOS ANGELES 3	Stumpel, 0:28	Dunham/Storr	10/16/10	WASHINGTON 3 at Nashville 2	Laich, 1:44	Rinne/Neuwirth
3/14/00	Nashville 2 at DETROIT 3	Shanahan, 4:10	Vokou/Osgood	10/19/10	CALGARY 1 at Nashville 0	Bourque, 2:10	Rinne/Kiprusoff
3/17/00	NASHVILLE 4 at Phoenix 3	Johnson, 3:56	Vokou/Burke	10/21/10	PITTSBURGH 4 at Nashville 3	Letang, 3:49	Rinne/Feury
3/19/00	NASHVILLE 2 at Los Angeles 1	Ronning, 0:51	Dunham/Storr	12/6/10	NASHVILLE 2 at ATLANTA 3	Bogosian, 2:11	Linback/Pavelec
10/19/00	NASHVILLE 2 at Detroit 1	Ronnie, 1:51	Dunham/Legace	2/15/11	San Jose 2 at Nashville 1	Marleau, 3:53	Rinne/Niemi
10/25/00	Nashville 1 at COLORADO 2	Forsberg, 3:58	Dunham/Roy	3/8/11	Nashville 2 at SAN JOSE 3	Marleau, 3:24	Rinne/Niemi
10/25/00	NASHVILLE 3 at NY Rangers 2	Legwand, 3:17*	Dunham/McLean	3/17/11	Boston 3 at NASHVILLE 4	Weber, 3:37	Rinne/Rask
1/17/01	Nashville 3 at DALLAS 4	Hull, 1:41	Vokou/Belfour	3/20/11	NASHVILLE 4 at Buffalo 3	Erat, 0:27	Linback/Miller
1/19/01	Boston 0 at NASHVILLE 1	Hulse, 2:24	Dunham/Dafoe	4/2/11	DETROIT 4 at Nashville 3	Creat, 2:58	Rinne/Howard
3/11/01	Nashville 0 at ANAHEIM 1	Crowley, 3:40	Dunham/Giguere	10/31/11	Nashville 4 at CHICAGO 5	Stalberg, 2:18	Rinne/Crawford
3/22/01	NASHVILLE 2 at Chicago 1	Eaton, 1:54	Vokou/Thibault	11/5/11	NASHVILLE 4 at San Jose 3	Legwand, 2:53	Rinne/Niemi
3/29/01	Phoenix 3 at NASHVILLE 4	Legwand, 0:36	Vokou/Burke	11/27/11	MONTREAL 2 at Nashville 1	Pacioretty, 2:31	Rinne/Budaj
10/25/01	NASHVILLE 5 at Calgary 4	Delmore, 3:20	Dunham/Turek	11/19/11	COLUMBUS 4 at Nashville 3	Wisniewski, 2:43	Rinne/Sanford
12/29/01	Detroit 2 at NASHVILLE 3	Berenzweig, 2:20	Dunham/Hasek	12/8/11	NASHVILLE 4 at Columbus 3	Wilson, 1:45	Rinne/Sanford
1/17/02	Toronto 2 at NASHVILLE 3	Johnson, 0:47	Dunham/Schwab	11/2/12	Colorado 2 at NASHVILLE 3	Legwand, 0:34	Rinne/Giguere
1/24/02	NASHVILLE 3 at Philadelphia 2	Arkipov, 1:16	Dunham/Cechmanek	2/19/13	Nashville 1 at MINNESOTA 2	Setoguchi, 4:21	Mason/Backstrom
2/9/02	NASHVILLE 1 at Columbus 0	Arkipov, 2:45	Vokou/Denis	2/12/13	San Jose 0 at NASHVILLE 1	Wilson, 2:08	Rinne/Niemi
11/05/02	NASHVILLE 3 at NY ISLANDERS 4	Aucoin, 1:50	Vokou/Osgood	2/19/13	Detroit 3 at NASHVILLE 4	Weber, 0:44	Rinne/Gustavsson
10/18/02	Nashville 2 at NEW JERSEY 3	Elias, 1:16	Dunham/Brodeur	2/25/13	Dallas 4 at NASHVILLE 5	Josi, 0:28	Rinne/Wilstrup
11/2/02	NASHVILLE 5 at LOS ANGELES 6	Mody, 1:45	Dunham/Potvin	3/30/13	Nashville 0 at COLORADO 1	Barrie, 0:50	Rinne/Varlamov
11/3/02	Nashville 1 at PHOENIX 2	Briere, 4:20	Vokou/Boucher	4/19/13	Nashville 4 at CHICAGO 5	Hossa, 0:52	Rinne/Crawford
12/23/02	NASHVILLE 3 at Florida 2	Legwand, 0:48	Vokou/Luong	10/24/13	Winnipeg 2 at NASHVILLE 3	Smith, 4:43	Hutton/Pavelec
1/7/03	St. Louis 1 at NASHVILLE 2	Delmore, 4:44	Vokou/Johnson	12/21/13	MONTREAL 4 at Nashville 3	Deshaerais, 1:43	Hutton/Feury
1/11/03	Phoenix 3 at NASHVILLE 4	Walker, 0:37	Vokou/Pelletier	1/2/14	Nashville 2 at BOSTON 3	Marchand, 0:54	Mazenc/Sveinberg
1/18/03	NASHVILLE 3 at Edmonton 2	Delmore, 3:35	Vokou/Markkanen	1/31/14	New Jersey 2 at NASHVILLE 3	Weber, 1:29	Hutton/Crawford
3/1/03	Chicago 4 at NASHVILLE 5	Walker, 2:49	Vokou/Thibault	2/6/14	Nashville 2 at MINNESOTA 3	Niederreiter, 2:16	Rinne/Kuemper
3/4/03	Nashville 1 at ST. LOUIS 2	Papineau, 1:45	Vokou/Sanford	3/10/14	NASHVILLE 4 at Ottawa 3	Jones, 3:49	Rinne/Leher
3/23/03	Nashville 2 at EDMONTON 3	Cross, 2:12	Vokou/Salo	10/8/14	Nashville 1 at CHICAGO 2	Toews, 3:26	Hutton/Crawford
4/1/03	ANAHEIM 2 at Nashville 1	Thomas, 4:07	Vokou/Giguere	11/27/14	Edmonton 0 at NASHVILLE 1	Forsberg, 3:55	Rinne/Fasth
11/21/03	NASHVILLE 4 at Anaheim 3	Hartnell, 1:31	Vokou/Giguere	12/20/14	NASHVILLE 6 at Minnesota 5	Ekhom, 1:45	Rinne/Backstrom
12/3/03	NASHVILLE 2 at Carolina 1	Hartnell, 3:30	Vokou/Weekes	1/3/15	NASHVILLE 7 at Los Angeles 6	Josi, 0:18	Rinne/Jones
12/6/03	VANCOUVER 2 at Nashville 1	Morrison, 1:19	Vokou/Cloutier	1/8/15	Dallas 2 at NASHVILLE 3	Weber, 0:17	Rinne/Lehtonen
12/18/03	Nashville 4 at MONTREAL 5	Souray, 0:35	Vokou/Garon	1/20/15	Nashville 1 at MONTREAL 2	Subban, 0:08	Hutton/Price
1/8/04	Colorado 3 at NASHVILLE 4	York, 1:12	Mason/Aebischer	1/21/15	Colorado 3 at NASHVILLE 4	Smith, 2:46	Hutton/Varlamov
1/31/04	San Jose 2 at NASHVILLE 3	Zidicky, 4:44	Vokou/Nabokov	2/10/15	Tampa Bay 2 at NASHVILLE 3	Neal, 4:27	Rinne/Vasilevskiy
2/20/04	NASHVILLE 3 at Anaheim 2	Walker, 3:34	Vokou/Giguere	3/9/15	NASHVILLE 2 at Arizona 1	Neal, 2:45	Rinne/Dominique
2/28/04	NY Rangers 1 at NASHVILLE 2	Hutchinson, 3:50	Vokou/Markkanen	3/17/15	MINNESOTA 3 at Nashville 2	Dumba, 0:22	Rinne/Dubnyk
3/14/04	NASHVILLE 2 at DETROIT 3	Shanahan, 4:40	Vokou/Joseph	3/24/15	BOSTON 3 at NASHVILLE 3	Forsberg, 1:54	Rinne/Price
3/27/04	COLUMBUS 3 at Nashville 2	Wright, 2:03	Vokou/Denis	4/4/15	DALLAS 4 at Nashville 3	Eakin, 0:41	Rinne/Enroth
4/4/04	NASHVILLE 2 at Colorado 1	Legwand, 0:32	Mason/Salo	10/24/15	PITTSBURGH 2 at Nashville 1	Kessel, 0:14	Rinne/Feury
10/26/05	Nashville 2 at COLUMBUS 3	Foote, 0:35	Vokou/Prusek	10/31/15	Nashville 3 at LOS ANGELES 4	Carter, 4:42	Rinne/Quick
11/2/05	Nashville 2 at SAN JOSE 3	McCauley, 1:44	Mason/Chaefler	11/27/15	Nashville 2 at PHILADELPHIA 3	Gostisbehere, 4:08	Rinne/Neuwirth
1/13/06	Nashville 4 at CAROLINA 5	Kaberle, 2:31*	Vokou/Gerber	12/5/15	Nashville 4 at DETROIT 5	Nyquist, 1:41	Rinne/Mrazek
1/24/06	NASHVILLE 2 at Detroit 1	Kariya, 0:35	Vokou/Legace	12/15/15	CALGARY 2 at Nashville 1	Russell, 1:23	Rinne/Raimo
2/2/06	Colorado 3 at NASHVILLE 4	Sullivan, 2:09	Vokou/Aebischer	12/29/15	Nashville 3 at ST. LOUIS 4	Steen, 4:01	Hutton/Allen
3/5/06	Nashville 2 at EDMONTON 3	Pronger, 4:17	Vokou/Conkin	1/2/16	NASHVILLE 2 at Carolina 1	Ekhom, 3:09	Rinne/Lack
3/9/06	NASHVILLE 3 at Vancouver 2	Legwand, 0:06	Vokou/Andl	1/14/16	Nashville 4 at WINNIPEG 5	Wheeler, 0:51	Rinne/Hellbeck
3/11/06	Nashville 2 at SAN JOSE 3	Khrfich, 2:56	Vokou/Toskala	2/12/16	Nashville 3 at TAMPA BAY 4	Johnson, 1:04	Rinne/Bishop
10/21/06	VANCOUVER 4 at Nashville 3	Ehrhoff, 2:32	Vokou/Luong	2/15/16	DALLAS 3 at Nashville 2	Janmark, 3:49	Hutton/Niemi
12/2/06	CHICAGO 4 at Nashville 3	Hamilton, 0:59	Mason/Hubbulin	2/20/16	LOS ANGELES 2 at Nashville 1	Pearson, 1:18	Rinne/Quick
12/17/06	NASHVILLE 2 at St. Louis 1	Timonen, 3:11	Mason/Legace	3/3/16	New Jersey 5 at Nashville 4	Henrique, 1:54	Rinne/Kinkaid
1/9/07	Anaheim 4 at NASHVILLE 5	Sullivan, 3:12	Vokou/Bryzgalov	3/9/16	Nashville 2 at CALGARY 3	Backlund, 1:12	Hutton/Ortiz
2/24/07	Detroit 3 at NASHVILLE 4	Forsberg, 2:11	Vokou/Osgood	4/7/16	Arizona 2 at NASHVILLE 3	Josi, 0:20	Rinne/Smith
3/22/07	Nashville 2 at CALGARY 3	Warner, 1:27	Mason/Kiprusoff	10/27/16	Nashville 2 at LOS ANGELES 3	Carter, 4:31	Rinne/Budaj
11/15/07	Chicago 4 at NASHVILLE 5	Erat, 0:19	Mason/Khabibulin	12/3/16	NEW JERSEY 5 at Nashville 4	Cammalleri, 4:42	Rinne/Kinkaid
1/24/08	Nashville 3 at PHOENIX 4	Michalek, 4:31	Mason/Bryzgalov	12/27/16	MINNESOTA 3 at Nashville 2	Spurgeon, 2:46	Rinne/Budaj
2/2/08	Phoenix 2 at NASHVILLE 3	Rudolov, 4:10	Ellis/Bryzgalov	1/3/17	MONTREAL 2 at Nashville 1	Pacioretty, 4:30	Rinne/Price
2/7/08	TAMPA BAY 2 at Nashville 1	Prospal, 0:58	Ellis/Holmgvist	1/10/17	Vancouver 1 at NASHVILLE 2	Rinne/Miller	Rinne/Miller
2/16/08	St. Louis 1 at NASHVILLE 2	Weber, 0:40	Ellis/Legace	1/24/17	BUFFALO 5 at Nashville 4	Eichel, 2:35	Saros/Lehner
2/17/08	Nashville 4 at MINNESOTA 5	Gaborik, 0:55	Mason/Backstrom	2/22/17	CALGARY 6 at Nashville 5	Giordano, 0:43	Saros/Liotti
3/7/08	NASHVILLE 2 at Calgary 1	Dumont, 2:13	Ellis/Kiprusoff	2/28/17	NASHVILLE 5 at Buffalo 4	Forsberg, 2:45	Lehner/Rinne
3/30/08	NASHVILLE 0 at DETROIT 1	Franzen, 3:21	Ellis/Hasek	3/9/17	Nashville 2 at LOS ANGELES 3	Ignina, 3:34	Rinne/Quick
4/1/08	NASHVILLE 4 at St. Louis 3	Peyster, 1:43	Mason/Toivonen	3/13/17	WINNIPEG 5 at Nashville 4	Neal, 2:11	Rinne/Hellbeck
11/1/08	NASHVILLE 4 at San Jose 3	Kosminen, 2:28	Ellis/Boucher	3/16/17	Nashville 2 at Washington 1	Arvidsson, 1:05	Rinne/Holby
11/14/08	NASHVILLE 4 at Anaheim 3	Hamthus, 2:17	Ellis/Giguere	4/1/17	NY ISLANDERS 2 at Nashville 1	Hickey, 1:25	Rinne/Halak
11/28/08	NASHVILLE 4 at Atlanta 3	Suter, 1:44	Rinne/Hedberg	10/14/17	Nashville 1 at CHICAGO 2	Saad, 3:05	Rinne/Crawford
2/19/09	ST. LOUIS 2 at Nashville 1	Tkachuk, 2:52	Rinne/Mason	11/4/17	NASHVILLE 4 at Los Angeles 3	Arvidsson, 4:40	Saros/Kuemper
2/21/09	NASHVILLE 1 at St. Louis 0	Weber, 2:36	Rinne/Mason	1/4/18	Nashville 2 at ARIZONA 3	Fischer, 2:19	Saros/Raanta
3/3/09	Edmonton 5 at NASHVILLE 6	Arnott, 2:31	Rinne/Rolason	1/23/18	TAMPA BAY 4 at Nashville 3	Gourde, 1:45	Saros/Dominque
3/10/09	WASHINGTON 2 at Nashville 1	Fedorov, 2:20	Ellis/Theodore	2/5/18	NASHVILLE 5 at NY Islanders 4	Josi, 4:42	Rinne/Halak
				2/8/18	Nashville 3 at OTTAWA 4	Hoffman, 3:01	Saros/Anderson

* Denotes game ended in overtime with a successful penalty shot



OVERTIME DECISIONS

DATE	RESULT	SCORER/TIME	GOALTENDERS
2/13/18	St. Louis 3 at NASHVILLE 4	Forsberg, 1:19*	Rinne/Hutton
3/2/18	NASHVILLE 4 at Vancouver 3	Jarinkrok, 0:43	Saros/Markstrom
3/4/18	NASHVILLE 4 at Colorado 3	Forsberg, 1:07	Rinne/Varlamov
10/25/18	NASHVILLE 4 at New Jersey 3	Turris, 1:25	Saros/Kinkaid
11/10/18	NASHVILLE 5 at Dallas 4	Ekholm, 2:33	Saros/Bishop
12/13/18	Vancouver 3 at NASHVILLE 4	Sissons, 1:55	Rinne/Nilsson
12/17/18	Nashville 3 at OTTAWA 4	Chabot, 4:37	Saros/Anderson
1/4/19	Nashville 3 at DETROIT 4	Larkin, 0:26	Rinne/Howard
1/9/19	NASHVILLE 4 at Chicago 3	Forsberg, 4:00	Rinne/Delia
1/10/19	Nashville 3 at COLUMBUS 4	Panarin, 3:38	Rinne/Korpisalo
2/7/19	Dallas 2 at NASHVILLE 3	Johansen, 4:17	Saros/Khudobin
2/10/19	ST. LOUIS 5 at Nashville 4	Tarasenko, 4:44	Saros/Allen
10/26/19	NASHVILLE 3 at Tampa Bay 2	Ellis, 3:15	Saros/McElhinney
10/31/19	CALGARY 6 at Nashville 5	Thackuk, 4:58	Rinne/Rittich
11/27/19	VEGAS 4 at Nashville 3	Stastny, 1:52	Saros/Subban
12/3/19	TAMPA BAY 3 at Nashville 2	Kucherov, 2:35	Rinne/Vasilevskiy
12/19/19	Nashville 4 at OTTAWA 5	Duclair, 2:40	Saros/Hogberg
12/21/19	NASHVILLE 4 at Boston 3	Ellis, 4:05	Rinne/Halak
2/4/20	NASHVILLE 2 at Winnipeg 1	Granlund, 1:11	Saros/Hellebuyck
2/21/20	Nashville 1 at CHICAGO 2	DeBrincat, 4:02	Rinne/Crawford
2/27/20	Calgary 3 at NASHVILLE 4	Granlund, 1:20	Saros/Rittich

* Denotes game ended in overtime with a successful penalty shot

SCORELESS TIES

DATE	RESULT	GOALTENDERS
3/21/01	Nashville 0 at Minnesota 0	Dunham/McLennan
1/13/04	Los Angeles 0 at Nashville 0	Mason/Cechmanek



Filip Forsberg celebrates his penalty-shot goal in overtime against St. Louis on Feb. 13, 2018.



SHOOTOUT HISTORY

ALL-TIME RECORD vs. NHL IN SHOOTOUT

TEAM	W	L	PCT
Anaheim	2	8	.200
Arizona	5	3	.625
Boston	2	1	.667
Buffalo	1	0	1.000
Calgary	0	4	.000
Carolina	1	2	.333
Chicago	5	4	.556
Colorado	0	1	.000
Columbus	7	3	.700
Dallas	1	2	.333
Detroit	2	3	.400
Edmonton	3	1	.750
Florida	3	2	.600
Los Angeles	2	2	.500
Minnesota	5	2	.714
Montreal	4	1	.800
New Jersey	4	3	.571
NY Islanders	1	1	.500
NY Rangers	0	2	.000
Ottawa	1	1	.500
Philadelphia	4	2	.667
Pittsburgh	2	1	.667
St. Louis	9	7	.563
San Jose	2	4	.333
Tampa Bay	1	0	1.000
Toronto	0	2	.000
Vancouver	1	3	.250
Vegas	0	1	.000
Washington	1	2	.333
Winnipeg	0	2	.000
TOTAL	69	70	.496

NASHVILLE GOALTENDERS

GOALTENDER	GOALS	ATTEMPTS	PCT	W-L
Dubnyk	2	4	50.0%	0-1
Ellis	12	30	60.0%	5-5
Hutton	14	39	64.1%	5-5
Lindback	0	3	100.0%	1-0
Mason	11	38	71.1%	7-6
Mazanec	5	10	50.0%	0-3
Rinne	77	283	72.8%	41-37
Saros	17	50	66.0%	4-7
Vokoun	15	37	59.5%	6-6
TOTALS	153	494	69.0%	69-70

NASHVILLE SHOOTERS

PLAYER	GOALS	ATTEMPTS	PCT	GDG
Arnott	2	3	66.7%	1
Arvidsson	0	4	0.0%	0
Beck	0	2	0.0%	0
Bonino	0	2	0.0%	0
Bonk	2	4	50.0%	0
Bouillon	0	1	0.0%	0
Bourque	1	6	16.7%	0
Boyd	0	1	0.0%	0
Boyle	1	2	50.0%	1
Carr	1	1	100.0%	1
Cullen	2	10	20.0%	0
Duchene	1	5	20.0%	1
Dumont	2	11	18.2%	1
Ekholm	0	1	0.0%	0
Ellis	10	30	33.3%	4
Erat	15	47	31.9%	11
Fiala	2	12	16.7%	1
Fiddler	2	6	33.3%	0
Fisher	0	7	0.0%	0
Forsberg, F.	12	37	32.4%	5
Forsberg, P.	0	1	0.0%	0
Franson	1	4	25.0%	1
Gamache	0	2	0.0%	0
Goc	3	11	27.3%	2
Granlund	0	1	0.0%	0
Grimaldi	1	2	50.0%	1
Halischuk	0	2	0.0%	0
Hendricks	0	2	0.0%	0
Hornqvist	0	5	0.0%	0
Jarnkrok	1	5	20.0%	0
Johansen	4	18	22.2%	3
Jokinen	0	1	0.0%	0
Jones	0	1	0.0%	0
Josi	4	14	28.6%	1
Kariya	12	18	66.7%	3
Koistinen	3	4	75.0%	1
Kostitsyn, A.	1	2	50.0%	1
Kostitsyn, S.	1	5	20.0%	1
Legwand	10	32	31.3%	4
Neal	3	10	30.0%	2
O'Reilly	5	11	45.5%	2
Peverley	2	5	40.0%	1
Radulov	5	15	33.3%	4
Roy	2	5	40.0%	1
Santorelli	4	5	80.0%	1
Sillinger	1	1	100.0%	0
Smith	11	42	26.2%	5
Sullivan	9	28	32.1%	6
Timonen	0	1	0.0%	0
Turris	6	18	33.3%	2
Vasicek	0	1	0.0%	0
Ward	0	1	0.0%	0
Weber	0	1	0.0%	0
Wilson	1	7	14.3%	1
Yip	0	1	0.0%	0
Zidlicky	1	6	16.7%	0
TOTALS	144	480	30.0%	69



PREDATORS vs. THE NHL

PREDATORS TOP SCORERS vs. INDIVIDUAL OPPONENT, ALL-TIME

PLAYER	OPPONENT	GP	G	A	PTS	PIM
David Legwand	Chicago	70	21	40	61	32
Martin Erat	Columbus	57	16	37	53	34
David Legwand	Columbus	62	21	27	48	56
David Legwand	Detroit	69	15	26	41	28
Shea Weber	Columbus	47	11	27	38	37
Martin Erat	Chicago	53	14	22	36	36
David Legwand	Edmonton	49	15	20	35	22
David Legwand	St. Louis	73	12	23	35	40
Martin Erat	Detroit	57	15	18	33	44
David Legwand	Colorado	48	12	20	32	18
Roman Josi	Colorado	34	11	21	32	12

PREDATORS GAMES PLAYED vs. INDIVIDUAL OPPONENT, ALL-TIME

PLAYER	OPPONENT	GP
David Legwand	St. Louis	73
David Legwand	Chicago	70
David Legwand	Detroit	69
David Legwand	Columbus	62
Shea Weber	St. Louis	60

MOST POINTS vs. INDIVIDUAL OPPONENT, SINGLE SEASON

PLAYER	OPPONENT	SEASON	GP	G	A	PTS
David Legwand	Chicago	2006-07	8	6	7	13
Paul Kariya	Chicago	2006-07	8	3	10	13
Paul Kariya	Columbus	2005-06	8	3	10	13
Marek Zidlicky	Columbus	2005-06	6	4	7	11
Scott Hartnell	Chicago	2005-06	8	3	8	11

MOST GOALS vs. INDIVIDUAL OPPONENT, SINGLE SEASON

PLAYER	OPPONENT	SEASON	GP	G
Jason Arnott	Calgary	2006-07	4	6
Sergei Krivokrasov	Vancouver	1998-99	4	6
David Legwand	Chicago	2006-07	8	6
Yanic Perreault	Chicago	2005-06	8	6
Mike Fisher	Columbus	2011-12	5	6
Seven tied with				5

MOST ASSISTS vs. INDIVIDUAL OPPONENT, SINGLE SEASON

PLAYER	OPPONENT	SEASON	GP	A
Paul Kariya	Chicago	2006-07	8	10
Paul Kariya	Columbus	2005-06	8	10
Ryan Suter	Columbus	2011-12	5	9
Roman Josi	Winnipeg	2017-18	5	8
David Legwand	Chicago	2011-12	6	8
Shea Weber	Columbus	2011-12	6	8
Scott Hartnell	Chicago	2005-06	8	8

PREDATORS GOAL LEADERS vs. INDIVIDUAL OPPONENT, ALL-TIME

PLAYER	OPPONENT	GP	G
David Legwand	Columbus	62	21
David Legwand	Chicago	70	21
Martin Erat	Columbus	57	16
Martin Erat	Detroit	57	15
David Legwand	Detroit	69	15
David Legwand	Edmonton	49	15
Four tied			14

PREDATORS ASSIST LEADERS vs. INDIVIDUAL OPPONENT, ALL-TIME

PLAYER	OPPONENT	GP	A
David Legwand	Chicago	70	40
Martin Erat	Columbus	57	37
Shea Weber	Columbus	47	27
David Legwand	Columbus	62	27
David Legwand	Detroit	69	26

PREDATORS PENALTY MINUTE LEADERS vs. INDIVIDUAL OPPONENT, ALL-TIME

PLAYER	OPPONENT	GP	PIM
Jordin Tootoo	Columbus	42	100
Jordin Tootoo	St. Louis	38	93
Dan Hamhuis	Chicago	45	72
Scott Hartnell	Calgary	20	67
Patrick Cote	Chicago	9	61

GAA LEADERS vs. INDIVIDUAL OPPONENT, ALL-TIME (min. 200 minutes)

PLAYER	OPPONENT	GP	GAA
Carter Hutton	Buffalo	4	1.22
Juuse Saros	Minnesota	4	1.24
Chris Mason	Los Angeles	8	1.40
Pekka Rinne	Montreal	13	1.42
Dan Ellis	Columbus	7	1.47

WINS LEADERS vs. INDIVIDUAL OPPONENT, ALL-TIME

PLAYER	OPPONENT	WINS
Pekka Rinne	Colorado	25
Pekka Rinne	St. Louis	25
Pekka Rinne	Chicago	24
Pekka Rinne	Edmonton	21
Pekka Rinne	Columbus	21





NHL vs. THE PREDATORS

TOP SCORERS vs. NASHVILLE, ALL-TIME

PLAYER	OPPONENT	GP	G	A	PTS	PIM
Pavel Datsyuk	Detroit	67	21	53	74	14
Jarome Iginia	Calgary/Boston/Colorado	68	42	27	69	38
Joe Thornton	Boston/San Jose	57	14	50	64	53
Patrick Kane	Chicago	65	24	37	61	22
Nicklas Lidstrom	Detroit	79	17	42	59	32
Teemu Selanne	Anaheim/San Jose/Colorado	51	24	29	53	10
Henrik Sedin	Vancouver	58	9	44	53	60
Henrik Zetterberg	Detroit	63	18	35	53	22
Patrick Marleau	San Jose/Toronto	71	21	30	51	18
Ryan Getzlaf	Anaheim	43	15	35	50	24



Pavel Datsyuk

GAMES PLAYED LEADERS vs. NASHVILLE, ALL-TIME

PLAYER	OPPONENT	GP
Duncan Keith	Chicago	81
Nicklas Lidstrom	Detroit	79
Brent Seabrook	Chicago	78
Patrick Marleau	San Jose/Toronto	71
Tomas Holmstrom	Detroit	69

MOST POINTS vs. NASHVILLE, SINGLE SEASON

PLAYER	OPPONENT	SEASON	GP	G	A	PTS
Pavel Datsyuk	Detroit	2006-07	8	2	11	13
Alexei Zhamnov	Chicago	1998-99	6	4	7	11
Leon Draisaitl	Edmonton	2019-20	3	8	2	10
Martin Havlat	Chicago	2006-07	6	5	5	10
Jonathan Towses	Chicago	2007-08	8	5	5	10
Steve Yzerman	Detroit	1999-00	6	4	6	10
Peter Forsberg	Colorado	2002-03	4	2	8	10
Chris Pronger	St. Louis	1999-00	6	2	8	10
Patrick Kane	Chicago	2007-08	8	2	8	10

GOAL LEADERS vs. NASHVILLE, ALL-TIME

PLAYER	OPPONENT	GP	G
Jarome Iginia	Calgary/Boston/Colorado	68	42
Rick Nash	Columbus/NY Rangers	61	26
Patrick Kane	Chicago	65	24
Teemu Selanne	Anaheim/San Jose/Colorado	51	24
Brendan Shanahan	Detroit/NY Rangers/New Jersey	42	23

ASSIST LEADERS vs. NASHVILLE, ALL-TIME

PLAYER	OPPONENT	GP	A
Pavel Datsyuk	Detroit	67	53
Joe Thornton	Boston/San Jose	57	50
Henrik Sedin	Vancouver	58	44
Nicklas Lidstrom	Detroit	79	42
Duncan Keith	Chicago	81	39

MOST GOALS vs. NASHVILLE, SINGLE SEASON

PLAYER	OPPONENT	SEASON	GP	G
Leon Draisaitl	Edmonton	2019-20	3	8
Geoff Sanderson	Columbus	2000-01	4	6
Tony Amonte	Chicago	1998-99	6	6
Rick Nash	Columbus	2008-09	6	6
Brad Boyes	St. Louis	2007-08	8	6
Johan Franzen	Detroit	2007-08	8	6
Robert Lang	Chicago	2007-08	8	6
Patrick Sharp	Chicago	2007-08	8	6
11 tied with				5

MOST ASSISTS vs. NASHVILLE, SINGLE SEASON

PLAYER	OPPONENT	SEASON	GP	G
Pavel Datsyuk	Detroit	2006-07	8	11
Connor McDavid	Edmonton	2019-20	3	8
Peter Forsberg	Colorado	2002-03	4	8
Nicklas Lidstrom	Detroit	1999-00	6	8
Chris Pronger	St. Louis	1999-00	6	8
Patrick Kane	Chicago	2007-08	8	8
Nine tied with				7



Jarome Iginia



NHL vs. THE PREDATORS

PENALTY MINUTE LEADERS vs. NASHVILLE, ALL-TIME

PLAYER	OPPONENT	GP	PIM
Jody Shelley	Columbus/San Jose	34	116
Barret Jackman	St. Louis	63	107
Kevin Bieksa	Vancouver/Anaheim	37	92
Sean Avery	Detroit/Los Angeles/Dallas/NY Rangers	20	86
Alexandre Burrows	Vancouver	40	84

GAA LEADERS vs. NASHVILLE, ALL-TIME (min. 8 GP)

PLAYER	OPPONENT	GP	GAA
Roman Turek	Dallas/St. Louis/Calgary	18	1.54
Brent Johnson	St. Louis	8	1.60
Ed Belfour	Dallas/Toronto	11	1.73
Guy Hebert	Anaheim	9	1.75
Felix Potvin	Toronto/NY Islanders/Vancouver/Los Angeles	13	1.90

MOST PENALTY MINUTES vs. NASHVILLE, SINGLE SEASON

PLAYER	OPPONENT	SEASON	GP	PIM
Krzysztof Oliwa	Calgary	2003-04	4	54
Todd Simpson	Chicago	2005-06	3	44
Kirk Maltby	Detroit	2003-04	6	38
Kevin Bieksa	Vancouver	2007-08	3	34
Steve Yzerman	Detroit	2003-04	6	34
Matthew Barnaby	Buffalo/Pittsburgh	1998-99	3	33
Sylvain Blouin	Minnesota	2000-01	3	33

WINS LEADERS vs. NASHVILLE, ALL-TIME

PLAYER	OPPONENT	WINS
Chris Osgood	Detroit/NY Islanders/St. Louis	19
Roberto Luongo	NY Islanders/Florida/Vancouver	19
Corey Crawford	Chicago	16
Jean-Sebastien Giguere	Calgary/Anaheim/Toronto/Colorado	16
Miikka Kiprusoff	San Jose/Calgary	16
Jaroslav Halak	Montreal/St. Louis/Washington/NY Islanders/Boston	15
Evgeni Nabokov	San Jose/NY Islanders	14
Nikolai Khabibulin	Phoenix/Tampa Bay/Chicago/Edmonton	14



Pekka Rinne & Roberto Luongo



BEST & WORST RECORDS BY GAME

BEST

GAME	POINTS	# OF TIMES	RECORD	LAST TIME
1	2	12	1-0-0	2019-20
2	4	7	2-0-0	2018-19
3	6	3	3-0-0	2015-16
4	8	1	4-0-0	2005-06
5	10	1	5-0-0	2005-06
6	12	1	6-0-0	2005-06
7	14	1	7-0-0	2005-06
8	16	1	8-0-0	2005-06
9	17	1	8-0-1	2005-06
10	17	1	8-1-1	2005-06
11	17	1	8-2-1	2005-06
12	18	3	9-3-0	2018-19
13	20	1	10-3-0	2018-19
14	22	1	11-3-0	2018-19
15	24	1	12-3-0	2018-19
16	26	1	13-3-0	2018-19
17	27	2	13-3-1	2018-19
18	27	2	13-4-1	2018-19
19	29	1	13-3-3	2005-06
20	31	1	14-3-3	2005-06
21	31	2	15-5-1	2018-19
22	33	2	16-5-1	2018-19
23	35	1	16-4-3	2005-06
24	37	1	17-4-3	2005-06
25	39	1	18-4-3	2005-06
26	39	1	18-5-3	2005-06
27	39	1	18-6-3	2005-06
28	40	1	19-7-2	2014-15
29	41	1	19-7-3	2005-06
30	43	1	20-7-3	2005-06
31	45	1	21-7-3	2005-06
32	47	1	22-7-3	2005-06
33	49	1	23-7-3	2005-06
34	51	1	24-7-3	2005-06
35	51	1	24-8-3	2005-06
36	51	3	24-9-3	2014-15
37	53	2	25-9-3	2014-15
38	54	1	25-9-4	2014-15
39	56	1	26-9-4	2014-15
40	58	1	27-9-4	2014-15
41	60	1	28-9-4	2014-15
42	62	1	29-9-4	2014-15
43	61	1	30-9-4	2014-15
44	63	1	30-10-4	2014-15
45	65	2	30-10-5	2014-15
46	67	2	31-10-5	2014-15
47	68	1	31-10-6	2014-15
48	69	1	33-12-3	2006-07
49	71	1	34-12-3	2006-07
50	73	1	35-12-3	2006-07
51	75	1	36-12-3	2006-07
52	75	1	36-13-3	2006-07
53	76	1	35-12-6	2014-15
54	78	1	36-12-6	2014-15
55	80	1	37-12-6	2014-15
56	82	1	38-12-6	2014-15
57	84	1	39-12-6	2014-15
58	84	1	39-13-6	2014-15
59	85	1	39-13-7	2014-15
60	87	1	40-13-7	2014-15
61	89	1	41-13-7	2014-15
62	89	1	41-14-7	2014-15
63	89	2	40-14-9	2017-18
64	91	1	41-14-9	2017-18
65	93	1	42-14-9	2017-18
66	95	1	43-14-9	2017-18
67	97	1	44-14-9	2017-18
68	99	1	44-14-10	2017-18
69	100	1	45-14-10	2017-18
70	102	1	46-14-10	2017-18
71	104	1	47-14-10	2017-18
72	106	1	48-14-10	2017-18
73	106	1	48-15-10	2017-18
74	106	1	48-16-10	2017-18
75	107	1	48-16-11	2017-18
76	109	1	49-16-11	2017-18
77	111	1	50-16-11	2017-18
78	111	1	50-17-11	2017-18
79	113	1	51-17-11	2017-18
80	113	1	51-18-11	2017-18
81	115	1	52-18-11	2017-18
82	117	1	53-18-11	2017-18

WORST

GAME	POINTS	# OF TIMES	RECORD	LAST TIME
1	0	8	0-1-0	2017-18
2	0	9	0-2-0	2017-18
3	0	1	0-3-0	2006-07
4	2	3	1-3-0	2013-14
5	3	3	0-2-1-2	2002-03
6	3	2	0-3-1-2	2002-03
7	3	2	0-4-1-2	2002-03
8	4	1	2-6-0	2007-08
9	5	1	1-5-1-2	2002-03
10	6	1	1-5-1-3	2002-03
11	7	1	1-5-1-4	2002-03
12	7	1	1-6-1-4	2002-03
13	8	1	1-6-2-4	2002-03
14	10	2	2-6-2-4	2002-03
15	10	1	2-7-2-4	2002-03
16	10	1	2-8-2-4	2002-03
17	11	1	2-8-3-4	2002-03
18	11	1	2-9-3-4	2002-03
19	12	1	2-9-4-4	2002-03
20	12	1	2-10-4-4	2002-03
21	14	1	3-10-4-4	2002-03
22	14	1	3-11-4-4	2002-03
23	16	1	4-11-4-4	2002-03
24	16	1	4-12-4-4	2002-03
25	18	1	5-12-4-4	2002-03
26	18	1	6-12-4-4	2002-03
27	20	1	6-13-4-4	2002-03
28	20	1	6-14-4-4	2002-03
29	21	2	6-14-5-4	2002-03
30	22	1	9-17-2-2	1999-00
31	22	1	9-18-2-2	1999-00
32	23	1	7-16-5-4	2002-03
33	24	2	7-16-6-4	2002-03
34	26	2	8-16-6-4	2002-03
35	27	1	10-18-5-2	1999-00
36	28	1	9-17-6-4	2002-03
37	30	1	10-17-6-4	2002-03
38	30	1	10-18-6-4	2002-03
39	31	1	10-18-7-4	2002-03
40	32	1	14-22-4	1998-99
41	32	1	14-23-4	1998-99
42	34	1	15-23-4	1998-99
43	34	1	15-24-4	1998-99
44	36	1	16-24-4	1998-99
45	36	1	16-25-4	1998-99
46	36	1	16-26-4	1998-99
47	38	1	17-26-4	1998-99
48	40	1	18-26-4	1998-99
49	40	1	18-27-4	1998-99
50	41	1	18-27-5	1998-99
51	41	1	18-28-5	1998-99
52	41	1	18-29-5	1998-99
53	43	1	19-29-5	1998-99
54	43	1	19-30-5	1998-99
55	43	1	19-31-5	1998-99
56	44	1	19-31-6	1998-99
57	46	1	20-31-6	1998-99
58	46	1	20-32-6	1998-99
59	48	1	21-32-6	1998-99
60	48	1	21-33-6	1998-99
61	48	1	21-34-6	1998-99
62	50	1	22-34-6	1998-99
63	50	1	22-35-6	1998-99
64	50	1	22-36-6	1998-99
65	50	1	22-37-6	1998-99
66	52	1	23-37-6	1998-99
67	54	1	24-37-6	1998-99
68	54	1	24-38-6	1998-99
69	54	1	24-39-6	1998-99
70	55	1	24-39-7	1998-99
71	57	1	25-39-7	1998-99
72	57	1	25-40-7	1998-99
73	57	1	25-41-7	1998-99
74	59	1	26-41-7	1998-99
75	59	1	26-42-7	1998-99
76	61	1	27-42-7	1998-99
77	61	1	27-43-7	1998-99
78	63	1	28-43-7	1998-99
79	63	1	28-44-7	1998-99
80	63	1	28-45-7	1998-99
81	63	1	28-46-7	1998-99
82	63	1	28-47-7	1998-99



REGULAR SEASON OPENING & CLOSING NIGHT

SEASON OPENER RESULTS

SEASON	SEASON OPENER	HOME OPENER	ROAD OPENER
1998-99	Florida 1 at Nashville 0	Florida 1 at Nashville 0	Nashville 1 at Ottawa 3
1999-00	Los Angeles 2 at Nashville 0	Los Angeles 2 at Nashville 0	Nashville 3 at Chicago 3 (OT)
2000-01*	Nashville 3 at Pittsburgh 1	Pittsburgh 3 at Nashville 1	Nashville 3 at Pittsburgh 1
2001-02	Nashville 1 at Dallas 4	St. Louis 2 at Nashville 2 (OT)	Nashville 1 at Dallas 4
2002-03	Nashville 4 at Washington 5	Edmonton 3 at Nashville 2	Nashville 4 at Washington 5
2003-04	Anaheim 1 at Nashville 3	Anaheim 1 at Nashville 3	Nashville 1 at Chicago 3
2005-06	San Jose 2 at Nashville 3	San Jose 2 at Nashville 3	Nashville 5 at Colorado 4
2006-07	Chicago 8 at Nashville 6	Chicago 8 at Nashville 6	Nashville 5 at Minnesota 6
2007-08	Colorado 0 at Nashville 4	Colorado 0 at Nashville 4	Nashville 1 at St. Louis 4
2008-09	Nashville 2 at St. Louis 5	Dallas 1 at Nashville 3	Nashville 2 at St. Louis 5
2009-10	Nashville 3 at Dallas 2 (OT)	Colorado 2 at Nashville 3	Nashville 3 at Dallas 2 (OT)
2010-11	Anaheim 1 at Nashville 4	Anaheim 1 at Nashville 4	Nashville 3 at Chicago 2
2011-12	Nashville 3 at Columbus 2	Phoenix 5 at Nashville 2	Nashville 3 at Columbus 2
2012-13	Columbus 3 at Nashville 2 (SO)	Columbus 3 at Nashville 2 (SO)	Nashville 3 at Minnesota 1
2013-14	Nashville 3 at St. Louis 4	Minnesota 2 at Nashville 3	Nashville 5 at St. Louis 4
2014-15	Ottawa 2 at Nashville 3	Ottawa 2 at Nashville 3	Nashville 2 at Winnipeg 0
2015-16	Carolina 1 at Nashville 2	Carolina 1 at Nashville 2	Nashville 3 at New Jersey 1
2016-17	Chicago 2 at Nashville 3	Chicago 2 at Nashville 3	Nashville 3 at Chicago 5
2017-18	Nashville 3 at Boston 4	Philadelphia 5 at Nashville 6	Nashville 3 at Boston 4
2018-19	Nashville 3 at NY Rangers 2	Calgary 3 at Nashville 0	Nashville 3 at NY Rangers 2
2019-20	Minnesota 2 at Nashville 5	Minnesota 2 at Nashville 5	Nashville 4 at Los Angeles 7
TOTAL	GP W L T OTL 21 12 8 0 1	GP W L T OTL 21 12 7 1 1	GP W L T OTL 21 9 11 1 0

* The Predators opened the 2000-01 season with a two-game series against the Pittsburgh Penguins at the Saitama Super Arena outside of Tokyo, Japan. The first game was designated a home game for Pittsburgh and the second game was designated a home game for Nashville.

SEASON CLOSER RESULTS

SEASON	SEASON CLOSER	HOME CLOSER	ROAD CLOSER
1998-99	New Jersey 4 at Nashville 1	New Jersey 4 at Nashville 1	Nashville 2 at Chicago 4
1999-00	Anaheim 5 at Nashville 1	Anaheim 5 at Nashville 1	Nashville 2 at Phoenix 3
2000-01	Nashville 0 at St. Louis 1	Calgary 0 at Nashville 4	Nashville 0 at St. Louis 1
2001-02	Nashville 4 at Phoenix 6	NY Islanders 5 at Nashville 2	Nashville 4 at Phoenix 6
2002-03	Nashville 0 at Dallas 2	Anaheim 2 at Nashville 1 (OT)	Nashville 0 at Dallas 2
2003-04	Nashville 2 at Colorado 1 (OT)	St. Louis 4 at Nashville 1	Nashville 2 at Colorado 1 (OT)
2005-06	Detroit 3 at Nashville 6	Detroit 3 at Nashville 6	Nashville 2 at St. Louis 0
2006-07	Nashville 4 at Colorado 2	St. Louis 1 at Nashville 4	Nashville 4 at Colorado 2
2007-08	Nashville 1 at Chicago 3	St. Louis 2 at Nashville 3	Nashville 1 at Chicago 3
2008-09	Nashville 4 at Minnesota 8	Chicago 4 at Nashville 2	Nashville 4 at Minnesota 8
2009-10	St. Louis 1 at Nashville 2 (SO)	St. Louis 1 at Nashville 2 (SO)	Nashville 2 at Phoenix 5
2010-11	Nashville 0 at St. Louis 2	Columbus 1 at Nashville 4	Nashville 0 at St. Louis 2
2011-12	Nashville 6 at Colorado 1	Dallas 0 at Nashville 2	Nashville 6 at Colorado 1
2012-13	Nashville 1 at Columbus 3	Calgary 3 at Nashville 4	Nashville 1 at Columbus 3
2013-14	Nashville 7 at Minnesota 3	Chicago 5 at Nashville 7	Nashville 7 at Minnesota 3
2014-15	Nashville 1 at Dallas 4	Minnesota 4 at Nashville 2	Nashville 1 at Dallas 4
2015-16	Nashville 2 at Dallas 3	Arizona 2 at Nashville 3 (OT)	Nashville 2 at Dallas 3
2016-17	Nashville 1 at Winnipeg 2	NY Islanders 2 at Nashville 1 (OT)	Nashville 1 at Winnipeg 2
2017-18	Columbus 2 at Nashville 4	Columbus 2 at Nashville 4	Nashville 4 at Washington 3
2018-19	Chicago 2 at Nashville 5	Chicago 2 at Nashville 5	Nashville 3 at Buffalo 2
2019-20*	Nashville 4 at Montreal 2	Dallas 0 at Nashville 2	Nashville 4 at Montreal 2
TOTAL	GP W L T OTL 21 9 12 0 0	GP W L T OTL 21 13 6 0 2	GP W L T OTL 21 9 12 0 0

* Nashville's final game of the 2019-20 season was March 10, 2020 at Montreal; the remainder of the 2019-20 regular season was paused on March 12, 2020, and canceled on May 26, 2020.



ALL-TIME NHL DRAFT HISTORY

2020 NHL DRAFT | OCT. 6-7, 2020 - HELD VIRTUALLY AT BRIDGESTONE ARENA

RD	OVR	NAME	POS.	PREVIOUS TEAM
1	11	Iaroslav Askarov	G	Neva Saint Petersburg (Russia-2)
2	42	Luke Evangelista	RW	London (OHL)
3	73	Luke Prokop	D	Calgary (WHL)
4	101	Adam Wilsoy	D	Södertälje (Sweden-2)
6	166	Luke Reid	D	Chicago (USHL)
7	202	Gunnarwolfe Fontaine	LW	Chicago (USHL)
7	209	Chase McLane	C	Tri-City (USHL)

2019 NHL DRAFT | JUNE 21-22, 2019 - VANCOUVER, B.C.

RD	OVR	NAME	POS.	PREVIOUS TEAM
1	24	Philip Tomasino	C	Niagara (OHL)
2	45	Egor Afanasyev	LW	Muskegon (USHL)
3	65	Alexander Campbell	C	Victoria (BCHL)
4	109	Marc Del Gaizo	D	UMass Amherst (Hockey East)
4	117	Semyon Chistyakov	D	Ufa (Russia-Jr.)
5	148	Ethan Haider	G	Minnesota (NAHL)
6	179	Isak Walther	RW	Södertälje (Sweden-Jr.)
7	210	Juuso Parssinen	C	TPS (Finland-Jr.)

2018 NHL DRAFT | JUNE 22-23, 2018 - DALLAS, TEXAS

RD	OVR	NAME	POS.	PREVIOUS TEAM
4	111	Jachym Kondelik	C	Muskegon (USHL)
5	131	Spencer Stastney	D	U.S. NTDP U-18
5	151	Vladislav Yeryomenko	D	Calgary (WHL)
7	213	Milan Kloucek	G	HC Dynamo Pardubice (Czech)

2017 NHL DRAFT | JUNE 23-24, 2017 - CHICAGO, ILL.

RD	OVR	NAME	POS.	PREVIOUS TEAM
1	30	Eeli Tolvanen	RW	Sioux City (USHL)
2	61	Grant Mismash	LW	U.S. NTDP U-18
3	92	David Farrance	D	U.S. NTDP U-18
5	154	Tomas Vomacka	G	Corpus Christi (NAHL)
6	176	Pavel Koltýin	C	Drummondville (QMJHL)
7	216	Jacob Paquette	D	Kingston (OHL)

2016 NHL DRAFT | JUNE 24-25, 2016 - BUFFALO, N.Y.

RD	OVR	NAME	POS.	PREVIOUS TEAM
1	17	Dante Fabbro	D	Penticton (BCHL)
2	47	Samuel Girard	D	Shawinigan (QMJHL)
3	76	Rem Pittick	C	Muskegon (USHL)
3	78	Frederic Allard	D	Chicoutimi (QMJHL)
4	108	Hardy Haman Aktell	D	Skellefteå U-18 (Sweden U-18)
5	138	Patrick Harper	C	Avon Old Farms (Conn.-HS)
6	168	Konstantin Volkov	G	SKA Saint Petersburg 2 (Russia-2)
7	198	Adam Smith	D	Newmarket (OJHL)

2015 NHL DRAFT | JUNE 26-27, 2015 - SUNRISE, FLA.

RD	OVR	NAME	POS.	PREVIOUS TEAM
2	55	Yakov Trenin	C	Gatineau (QMJHL)
3	85	Tommy Novak	C	Waterloo (USHL)
4	100	Anthony Richard	C	Val-d'Or (QMJHL)
4	115	Alexandre Carrier	D	Gatineau (QMJHL)
5	145	Karel Vejmelka	G	Třebíč (Czech-2)
6	175	Tyler Moy	C	Harvard (ECAC)
7	205	Evan Smith	G	Austin (NAHL)

2014 NHL DRAFT | JUNE 27-28, 2014 - PHILADELPHIA, PA.

RD	OVR	NAME	POS.	PREVIOUS TEAM
1	11	Kevin Fiala	RW	HV71 Jr. (Sweden-Jr.)
2	42	Vladislav Kamenev	LW	Magnitogorsk Jr. (Russia-Jr.)
2	51	Jack Dougherty	D	U.S. NTDP U-18
3	62	Justin Kirkland	LW	Kelowna (WHL)
4	112	Viktor Arvidsson	RW	Skellefteå (Sweden)
5	132	Joonas Lyytinen	D	KalPa (Finland)
6	162	Aaron Irving	D	Edmonton (WHL)

2013 NHL DRAFT | JUNE 30, 2013 - NEWARK, N.J.

RD	OVR	NAME	POS.	PREVIOUS TEAM
1	4	Seth Jones	D	Portland (WHL)
3	64	Jonathan-Ismael Diaby	D	Victoriaville (QMJHL)
4	95	Felix Girard	C	Baie-Comeau (QMJHL)
4	99	Juse Saros	G	HPK (Finland-Jr.)
5	125	Saku Maenalanen	RW	Kärpät (Finland-Jr.)
5	140	Teemu Kivihalmel	D	Burnsville (Minn.-HS)
6	155	Emil Pettersson	C	Timrå (Sweden-2)
6	171	Tommy Veilleux	LW	Victoriaville (QMJHL)
7	185	Wade Murphy	RW	Penticton (BCHL)
7	203	Janne Juvenon	G	Lahti (Finland-Jr.)

2012 NHL DRAFT | JUNE 22-23, 2012 - PITTSBURGH, PA.

RD	OVR	NAME	POS.	PREVIOUS TEAM
2	37	Pontus Aberg	LW	Djurgården (Sweden)
2	50	Colton Sissons	C	Kelowna (WHL)
3	66	Jimmy Vesey	LW	South Shore (EJHL)
3	89	Brendan Leipsic	LW	Portland (WHL)
4	112	Zachary Stepan	C	Shattuck St. Mary's (Minn.-HS)
4	118	Mikko Vainonen	D	HIFK Jr. (Finland-Jr.)
6	164	Simon Fernholm	D	Huddinge Jr. (Sweden-Jr.)
6	172	Max Gortz	RW	Färjestad Jr. (Sweden-Jr.)
6	179	Marek Mazanec	G	Plzen (Czech)

2011 NHL DRAFT | JUNE 24-25, 2011 - ST. PAUL, MINN.

RD	OVR	NAME	POS.	PREVIOUS TEAM
2	38	Magnus Hellberg	G	Almtuna IS (Sweden-2)
2	52	Miikka Salomaki	LW	Kärpät (Finland)
4	94	Josh Shalla	LW	Saginaw (OHL)
4	112	Garrett Noonan	D	Boston University (Hockey East)
5	142	Simon Karlsson	D	Malmö Jr. (Sweden-Jr.)
6	170	Chase Balisy	C	Western Michigan (CCHA)
7	202	Brent Andrews	LW	Halifax (QMJHL)

Bold = Played in the NHL for Nashville



ALL-TIME NHL DRAFT HISTORY

2010 NHL DRAFT | JUNE 25-26, 2010 - LOS ANGELES, CALIF.

RD	OVR	NAME	POS.	PREVIOUS TEAM
1	18	Austin Watson	C	Peterborough (OHL)
3	78	Taylor Aronson	D	Portland (WHL)
5	126	Patrick Cehlin	RW	Djurgården (Sweden)
6	168	Anthony Bitetto	D	Indiana (USHL)
7	194	David Elsner	LW	Landshut (Germany-2)
7	198	Joonas Rask	C	Iives (Finland)

2009 NHL DRAFT | JUNE 26-27, 2009 - MONTREAL, QUE.

RD	OVR	NAME	POS.	PREVIOUS TEAM
1	11	Ryan Ellis	D	Windsor (OHL)
2	41	Zach Budish	RW	Edina High (Minn.-HS)
2	42	Charles-Olivier Roussel	D	Shawinigan (QMJHL)
3	70	Taylor Beck	LW	Guelph (OHL)
3	72	Michael Latta	C	Guelph (OHL)
4	98	Craig Smith	RW	Waterloo (USHL)
4	102	Mattias Ekholm	D	Mora Jr. (Sweden-Jr.)
4	110	Nick Oliver	C	Roseau High (Minn.-HS)
5	132	Gabriel Bourque	LW	Baie-Comeau (QMJHL)
7	192	Cameron Reid	C	Westside (BCHL)

2008 NHL DRAFT | JUNE 20-21, 2008 - OTTAWA, ONT.

RD	OVR	NAME	POS.	PREVIOUS TEAM
1	7	Colin Wilson	C	Boston University (Hockey East)
1	18	Chet Pickard	G	Tri-City (WHL)
2	38	Roman Josi	D	Bern (Switzerland)
5	136	Taylor Stefishen	LW	Langley (BCHL)
6	166	Jeffrey Foss	D	RPI (ECAC)
7	201	Jani Laajunen	C	Espoo Jr. (Finland-Jr.)
7	207	Anders Lindback	G	Brynäs (Sweden)

2007 NHL DRAFT | JUNE 22-23, 2007 - COLUMBUS, OHIO

RD	OVR	NAME	POS.	PREVIOUS TEAM
1	23	Jonathan Blum	D	Vancouver (WHL)
2	54	Jeremy Smith	G	Plymouth (OHL)
2	58	Nick Spaling	C	Kitchener (OHL)
3	81	Ryan Thang	LW	Notre Dame (CCHA)
4	114	Ben Ryan	C	Des Moines (USHL)
4	119	Mark Santorelli	C	Chilliwack (WHL)
5	144	Andreas Thuresson	RW	Malmö (Sweden)
6	174	Robert Dietrich	D	Düsseldorf (Germany)
7	204	Atte Engren	G	Lukko Jr. (Finland-Jr.)

2006 NHL DRAFT | JUNE 24, 2006 - VANCOUVER, B.C.

RD	OVR	NAME	POS.	PREVIOUS TEAM
2	56	Blake Geoffrion	LW	U.S. NTDP U-18
4	105	Nike Snellman	LW	Iives Jr. (Finland-Jr.)
5	146	Mark Dekanich	G	Colgate (ECAC)
6	176	Ryan Flynn	RW	U.S. NTDP U-18
7	206	Viktor Sjodin	RW	Västerås Jr. (Sweden-Jr.)

2005 NHL DRAFT | JULY 30, 2005 - OTTAWA, ONT.

RD	OVR	NAME	POS.	PREVIOUS TEAM
1	18	Ryan Parent	D	Guelph (OHL)
3	78	Teemu Laakso	D	HIFK Jr. (Finland-Jr.)
3	79	Cody Franson	D	Vancouver (WHL)
5	150	Cal O'Reilly	C	Windsor (OHL)
6	176	Ryan Maki	RW	Harvard (ECAC)
7	213	Scott Todd	D	Windsor (OHL)
7	230	Patric Hornqvist	LW	Vasby (Sweden-3)

2004 NHL DRAFT | JUNE 26-27, 2004 - RALEIGH, N.C.

RD	OVR	NAME	POS.	PREVIOUS TEAM
1	15	Alexander Radulov	RW	Tver (Russia-2)
3	81	Vaclav Meidl	C	Plymouth (OHL)
4	107	Nick Fugere	LW	Gatineau (QMJHL)
5	139	Kyle Moir	G	Swift Current (WHL)
5	147	Janne Niskala	D	Lukko (Finland)
6	178	Mike Santorelli	C	Vernon (BCHL)
6	193	Kevin Schaeffer	D	Boston University (Hockey East)
7	209	Stanislav Balan	C	Zlin Jr. (Czech-Jr.)
8	243	Denis Kulyash	D	CSKA Moscow (Russia)
8	258	Pekka Rinne	G	Kärpät (Finland)
9	275	Craig Switzer	D	Salmon Arm (BCHL)

2003 NHL DRAFT | JUNE 21-22, 2003 - NASHVILLE, TENN.

RD	OVR	NAME	POS.	PREVIOUS TEAM
1	7	Ryan Suter	D	U.S. NTDP U-18
2	35	Konstantin Glazachev	LW	Yaroslavl (Russia)
2	37	Kevin Klein	D	Toronto St. Michael's (OHL)
2	49	Shea Weber	D	Kelowna (WHL)
3	76	Richard Stehlik	D	Sherbrooke (QMJHL)
3	89	Paul Brown	RW	Kamloops (WHL)
3	92	Alexander Sulzer	D	Hamburg (Germany)
3	98	Grigory Shafigin	C	Yaroslavl (Russia)
4	117	Teemu Lassila	G	TPS Turku (Finland)
4	133	Rustam Sidikov	G	CSKA Russia (Russia-2)
7	210	Andrei Mukhachev	D	CSKA Russia (Russia)
7	213	Miroslav Hanuljak	G	Litvinov Jr. (Czech-Jr.)
7	268	Lauris Darzins	C	Lukko Jr. (Finland-Jr.)

2002 NHL DRAFT | JUNE 22-23, 2002 - TORONTO, ONT.

RD	OVR	NAME	POS.	PREVIOUS TEAM
1	6	Scottie Upshall	RW	Kamloops (WHL)
4	102	Brandon Segal	RW	Calgary (WHL)
5	138	Patrick Jarrett	C	Owen Sound (OHL)
6	172	Mike McKenna	G	St. Lawrence (ECAC)
7	203	Josh Morrow	D	Tri-City (WHL)
8	235	Kaleb Betts	C	Chilliwack (BCJHL)
9	264	Matt Davis	G	Moncton (QMJHL)
9	266	Steven Spencer	D	Swift Current (WHL)

Bold = Played in the NHL for Nashville



ALL-TIME NHL DRAFT HISTORY

2001 NHL DRAFT | JUNE 23-24, 2001 - SUNRISE, FLA.

RD	OVR	NAME	POS.	PREVIOUS TEAM
1	12	Dan Hamhuis	D	Prince George (WHL)
2	33	Timofei Shishkanov	LW	Spartak (Russia-2)
2	42	Tomas Slovák	D	Kosice (Slovakia)
3	75	Denis Platonov	RW	Saratov (Russia-2)
3	76	Oliver Setzinger	C	Ilves (Finland)
4	98	Jordin Tootoo	RW	Brandon (WHL)
6	178	Anton Lavrentiev	D	Ak Bars Kazan (Russia-2)
8	240	Gustav Grasberg	C	Mora Jr. (Sweden-Jr.)
9	271	Mikko Lehtonen	D	Kärpät (Finland)

2000 NHL DRAFT | JUNE 24-25, 2000 - CALGARY, ALTA.

RD	OVR	NAME	POS.	PREVIOUS TEAM
1	6	Scott Hartnell	RW	Prince Albert (WHL)
2	36	Daniel Widig	RW	Leksand IF (Sweden-Jr.)
3	72	Mattias Nilsson	D	MODO (Sweden-Jr.)
3	89	Libor Pivko	LW	Havířov (Czech)
5	131	Matt Hendricks	C	Blaine High (Minn.-HS)
5	137	Mike Stuart	D	Colorado College (WCHA)
5	154	Matt Koalska	C	Twin Cities (USHL)
6	173	Tomas Harant	D	Žilina Jr. (Slovak-Jr.)
6	197	Zbynek Irgl	LW	HC Vítkovice (Czech-Jr.)
7	203	Jure Penko	G	Green Bay (USHL)
8	236	Mats Christeen	D	Södertälje (Sweden-Jr.)
9	284	Martin Hohener	D	Kloten (Switzerland)

1999 NHL DRAFT | JUNE 26, 1999 - BOSTON, MASS.

RD	OVR	NAME	POS.	PREVIOUS TEAM
1	6	Brian Finley	G	Barrie (OHL)
2	33	Jonas Andersson	RW	AIK Solna (Sweden-Jr.)
2	52	Adam Hall	RW	Michigan State (CCHA)
2	54	Andrew Hutchinson	D	Michigan State (CCHA)
2	61	Ed Hill	D	Barrie (OHL)
2	65	Jan Lasak	G	ZTK Zvolen (Slovak-Jr.)
3	72	Brett Angel	D	North Bay (OHL)
4	121	Yevgeny Pavlov	C	Lada Togliatti (Russia)
4	124	Alexandre Krevsun	RW	Samara (Russia)
5	131	Konstantin Panov	RW	Kamloops (WHL)
6	162	Timo Helbling	D	Davos (Switzerland)
7	191	Martin Erat	LW	ZPS Zlín Jr. (Czech-Jr.)
7	205	Kyle Kettles	G	Neepawa (MJHL)
8	220	Miroslav Durak	D	Slovan Bratislava (Slovakia)
9	248	Darren Haydar	RW	New Hampshire (Hockey East)

1998 NHL DRAFT | JUNE 27, 1998 - BUFFALO, N.Y.

RD	OVR	NAME	POS.	PREVIOUS TEAM
1	2	David Legwand	C	Plymouth (OHL)
3	60	Denis Arhipov	LW	Ak Bars Kazan (Russia)
3	85	Geoff Koch	LW	Michigan (CCHA)
4	88	Kent Sauer	D	North Iowa (USHL)
5	138	Martin Beauchesne	D	Sherbrooke (QMJHL)
6	147	Craig Brunel	RW	Prince Albert (WHL)
8	202	Martin Bartek	LW	Sherbrooke (QMJHL)
9	230	Karlis Skrstins	D	TPS Turku (Finland)

1998 NHL EXPANSION DRAFT | JUNE 26, 1998 - BUFFALO, N.Y.

NAME	POS.	PREVIOUS TEAM
Mikhail Shtalenkov	G	Mighty Ducks of Anaheim
Mike Sullivan	C	Boston Bruins
Bob Boughner	D	Buffalo Sabres
Joel Bouchard	D	Calgary Flames
Jeff Daniels	LW	Carolina Hurricanes
Greg Johnson	C	Chicago Blackhawks
Uwe Krupp	D	Colorado Avalanche
Patrick Cote	LW	Dallas Stars
Doug Brown	RW	Detroit Red Wings
Doug Friedman	LW	Edmonton Oilers
Chris Armstrong	D	Florida Panthers
Frederic Chabot	G	Los Angeles Kings
Tomas Vokoun	G	Montreal Canadiens
Mike Dunham	G	New Jersey Devils
J.J. Daigneault	D	New York Islanders
Mike Richter	G	New York Rangers
Denny Lambert	LW	Ottawa Senators
Craig Darby	RW	Philadelphia Flyers
John Slaney	D	Phoenix Coyotes
Tony Hrkac	C	Pittsburgh Penguins
Blair Atcheynum	RW	St. Louis Blues
Al Iafrate	D	San Jose Sharks
Paul Brousseau	RW	Tampa Bay Lightning
Rob Zettler	D	Toronto Maple Leafs
Scott Walker	RW	Vancouver Canucks
Andrew Brunette	LW	Washington Capitals



Bold = Played in the NHL for Nashville



ALUMNI REGISTER - SKATERS

PLAYER	POS.	No.	YEAR(S)	GP	G	A	PTS	PIM
Pontus Aberg	LW	46	2016-18	52	3	7	10	12
» Selected by Nashville in the second round (37th overall) of the 2012 NHL Draft on June 23, 2012 » Traded to Edmonton for Mark Letestu on Feb. 25, 2018								
Ramzi Abid	LW	14	2006-07	13	1	4	5	13
» Signed as a free agent on July 21, 2006 » Became a free agent on July 1, 2007								
Jamie Allison	D	23	2003-06	67	0	4	4	121
» Signed as a free agent on Sept. 10, 2003 » Claimed on waivers by Florida on Feb. 13, 2006								
Jonas Andersson	RW	28	2001-02	5	0	0	0	2
» Selected by Nashville in the second round (33rd overall) of the 1999 NHL Draft on June 23, 1999 » Traded to Vancouver for Ryan Parent for Dan Gendur and Shane O'Brien on Oct. 5, 2010								
Niklas Andersson	LW	36	1999-00	7	0	1	1	0
» Claimed on waivers from NY Islanders on Jan. 20, 2000 » Claimed on waivers by NY Islanders on Feb. 19, 2000								
Mark Arcobello	RW	26	2014-15	4	1	0	1	0
» Acquired from Edmonton for Derek Roy on Dec. 29, 2015 » Claimed on waivers by Pittsburgh on Jan. 15, 2015								
Denis Arkipov	C	25	2000-04	273	46	65	111	74
» Selected by Nashville in the third round (60th overall) of the 1998 NHL Draft on June 27, 1998 » Became a free agent on July 1, 2006								
Jason Arnett	C	19	2006-10	275	107	122	229	177
» Signed as a free agent on July 2, 2006 » Traded to New Jersey for Matt Hallischuk and a second-round pick (Magnus Hellberg) in the 2011 NHL Draft on June 19, 2010								
Blair Atcheynum	RW	23	1998-99	53	8	6	14	16
» Claimed from St. Louis in the 1998 NHL Expansion Draft on June 26, 1998 » Traded to St. Louis for a sixth-round pick in the 2000 NHL Draft (Zbynek Irigl) on March 23, 1999								
Daniel Bang	RW	50	2012-13	8	0	2	2	0
» Signed as a free agent on June 1, 2012 » Became a free agent on July 1, 2014								
Victor Bartley	D	64	2012-16	112	1	22	23	55
» Signed as a free agent on May 24, 2011 » Traded to Arizona for defenseman Stefan Elliott on Jan. 15, 2016								
Cody Bass	C	16	2015-17	26	0	0	0	36
» Signed as a free agent on July 4, 2015 » Became a free agent on July 1, 2018								
Taylor Beck	RW	41/56	2012-15	85	11	12	23	26
» Selected by Nashville in the third round (68th overall) of the 2009 NHL Draft on June 27, 2009 » Traded to Toronto for forward Jamie Devane on July 12, 2015								
Kris Beech	C	15/56	2005-06	5	1	2	3	0
» Acquired from Pittsburgh for a conditional NHL Draft pick (traded to Florida; Florida selected Derrick Lapointe) on Sept. 9, 2005 » Traded to Washington with a first-round pick in the 2006 NHL Draft (Semyon Varlamov) for Brendan Witt on March 9, 2006								
Steve Begin	LW	28	2010-11	2	0	0	0	4
» Signed as a free agent on Oct. 20, 2010 » Became a free agent on July 1, 2011								
Wade Belak	RW	3	2008-11	92	0	4	4	130
» Acquired from Florida for Nick Tamasky on Nov. 28, 2008 » Retired on April 9, 2011								
Drake Berehowsky	D	15	1998-01	219	20	53	73	327
» Acquired from Edmonton with Greg de Vries and Eric Fichaud for Mikhail Shtalenkov and Jim Dowd on Oct. 1, 1998 » Traded to Vancouver for Atlanta's second-round pick in the 2011 NHL Draft (Timofei Shishkanov) on March 9, 2011								
Bubba Berenzweig	D	26	1999-03	37	3	7	10	14
» Acquired from NY Islanders for a fourth-round pick (Johan Halvardsson) in the 1999 NHL Draft on April 19, 1999 » Traded to Dallas with a conditional pick in the 2004 NHL Draft for Jon Sim on Feb. 17, 2003.								
Niclas Bergfors	RW	18	2011-12	11	1	1	2	2
» Signed as a free agent on July 3, 2011 » Mutually terminated his contract on Nov. 25, 2011								
Anthony Bitetto	D	2/83	2014-19	114	2	17	19	86
» Selected by Nashville in the sixth round (168th overall) of the 2010 NHL Draft on June 26, 2010 » Claimed on waivers by Minnesota on Jan. 25, 2019								

PLAYER	POS.	No.	YEAR(S)	GP	G	A	PTS	PIM
Colin Blackwell	LW	42	2019-20	33	3	7	10	12
» Signed as a free agent on July 3, 2018 » Became a free agent on Oct. 9, 2020								
Jonathon Blum	D	7	2010-13	23	3	5	8	8
» Selected by Nashville in the first round (23rd overall) of the 2007 NHL Draft on June 22, 2007 » Became a free agent on July 1, 2013								
Brandon Bochenski	RW	24	2007-08	8	1	2	3	0
» Acquired from Anaheim for future considerations on Feb. 26, 2008 » Became a free agent on July 1, 2008								
Alexandre Boikov	D	38	1999-01	10	0	0	0	15
» Signed as a free agent on July 26, 1999 » Became a free agent on July 1, 2002								
Brad Bombardir	D	5	2003-04	13	0	0	0	4
» Acquired from Minnesota with Sergei Zholtok for Buffalo's third-round pick (Clayton Stoner) and a fourth-round pick (Patrick Bordeleau) in the 2004 NHL Draft on March 5, 2004 » Became a free agent on July 1, 2004								
Nick Bonino	C	13	2017-20	219	47	48	95	54
» Signed as a free agent on July 1, 2017 » Traded to Minnesota with a second-round pick (Marat Khusnutdinov) and third-round pick (traded to Detroit; Detroit selected Emil Viro) in the 2020 NHL Draft for Luke Kunin and a fourth-round pick (Adam Witsby) in the 2020 NHL Draft								
Radek Bonk	C	14	2007-09	145	23	31	54	74
» Signed as a free agent on July 2, 2007 » Became a free agent on July 1, 2009								
Sebastian Bordeleau	C	71	1998-01	146	28	40	68	70
» Acquired from Montreal for future considerations on June 26, 1998 » Claimed on waivers by St. Louis on March 13, 2001								
Joel Bouchard	D	42	1998-00	116	5	15	20	83
» Claimed from Calgary in the 1998 NHL Expansion Draft on June 26, 1998 » Claimed on waivers by Dallas on March 14, 2000								
Reid Boucher	C	24	2016-17	3	1	0	1	0
» Claimed on waivers from New Jersey on Dec. 3, 2016 » Claimed on waivers by New Jersey on Jan. 1, 2017								
Bob Boughner	D	6	1998-00	141	5	14	19	234
» Claimed from Buffalo in the 1998 NHL Expansion Draft on June 26, 1998 » Traded to Pittsburgh for Pavel Skrbec on March 13, 2000								
Gabriel Bourque	LW	57	2011-16	242	31	47	78	46
» Selected by Nashville in the fifth round (132nd overall) in the 2009 NHL Draft on June 27, 2009 » Became a free agent on July 1, 2016								
Francis Bouillon	D	51	2002-03; 2009-12	195	8	24	32	112
» Claimed from Montreal in the 2002 NHL Waiver Draft on Oct. 4, 2002 » Claimed on waivers by Montreal on Oct. 25, 2002 » Signed as a free agent on Sept. 30, 2009 » Became a free agent on July 1, 2012								
Zach Boychuk	LW	23	2012-13	5	1	1	2	4
» Claimed on waivers from Pittsburgh on March 5, 2013 » Claimed on waivers by Carolina on March 21, 2013								
Dustin Boyd	C	14	2009-10	18	3	2	5	4
» Acquired from Calgary for a fourth-round pick (Bill Arnold) in the 2010 NHL Draft on March 3, 2010 » Traded to Montreal with Dan Ellis for Sergei Kostitsyn on June 29, 2010								
Brian Boyle	C	11	2018-19	26	5	0	5	16
» Acquired from New Jersey for a second-round pick (traded to San Jose; San Jose selected Dillon Hamalik) in the 2019 NHL Draft on Feb. 6, 2019 » Became a free agent on July 1, 2019								
Rich Brennan	D	14	2001-02	4	0	0	0	2
» Signed as a free agent on Aug. 8, 2001 » Traded to Los Angeles for Brett Hauer on Dec. 18, 2001								
Sheldon Brookbank	D	34	2006-07	3	0	1	1	12
» Signed as a free agent on Aug. 4, 2005 » Became a free agent on July 1, 2007								
Wade Brookbank	D	26	2003-04	9	0	0	0	38
» Claimed from Ottawa in the 2003 NHL Waiver Draft on Oct. 3, 2003 » Traded to Vancouver for future considerations on Dec. 17, 2003								
Andrew Brunette	LW	19	1998-99	77	11	20	31	26
» Claimed from Washington in the 1998 NHL Expansion Draft on June 26, 1998 » Traded to Atlanta for a conditional selection (Matt Hendricks) in the 2000 NHL Draft on June 21, 1999								



ALUMNI REGISTER - SKATERS

PLAYER	POS.	No.	YEAR(S)	GP	G	A	PTS	PIM
Bobby Butler	RW	19	2012-13	20	3	6	9	4
» Claimed on waivers from New Jersey on March 4, 2013 » Traded to Florida for TJ Brennan on June 14, 2013								
Matt Carle	D	25	2016-17	6	0	1	1	0
» Signed as a free agent on July 27, 2016 » Retired on Nov. 25, 2016								
Daniel Carr	LW	26	2019-20	11	1	0	1	4
» Signed as a free agent on July 1, 2019 » Became a free agent on Oct. 9, 2020								
Marian Cisar	RW	39	1999-02	73	13	17	30	57
» Acquired from Los Angeles for future considerations on June 1, 1998 » Became a free agent on July 1, 2007								
Greg Classen	C	9	2000-04; 2005-06	90	7	10	17	48
» Signed as a free agent on March 27, 2000 » Became a free agent on July 1, 2004 » Signed as a free agent on Aug. 31, 2005 » Became a free agent on July 15, 2006								
Rich Clune	RW	16	2012-15	106	7	9	16	279
» Claimed on waivers from Los Angeles on Jan. 15, 2013 » Bought out of his contract on June 29, 2015								
Patrick Cote	LW	17	1998-00	91	1	2	3	312
» Claimed from Dallas in the 1998 NHL Expansion Draft on June 26, 1998 » Traded to Edmonton for a fifth-round pick (Matt Koalska) in the 2000 NHL Draft on June 12, 2000								
Phil Crowe	RW	26	1999-00	4	0	0	0	10
» Acquired from Atlanta for future considerations on June 26, 1999 » Became a free agent on July 1, 2000								
Matt Cullen	C/RW	7	2013-15	139	17	47	64	48
» Signed as a free agent on July 5, 2013 » Became a free agent on July 1, 2015								
J.J. Daigneault	D	36	1998-99	35	2	2	4	38
» Claimed from NY Islanders in the 1998 NHL Expansion Draft on June 26, 1998 » Traded to Phoenix for future considerations on Jan. 13, 1999								
Jeff Daniels	LW	32	1998-99	9	1	3	4	2
» Claimed from Carolina in the 1998 NHL Expansion Draft on June 26, 1998 » Became a free agent on July 1, 1999								
Mathieu Darche	LW	32	2003-04	2	0	0	0	0
» Signed as a free agent on Sept. 10, 2003 » Became a free agent on July 1, 2004								
Greg de Vries	D	7	1998-99; 2007-09	154	5	15	20	140
» Acquired from Edmonton with Eric Fichaud and Drake Berehowski for Mikhail Skutalevov and Jim Dowd on Oct. 1, 1998 » Traded to Colorado for a third-round pick (traded to Colorado; Colorado selected Branko Radivojevic) in the 1999 NHL Draft on Oct. 24, 1998 » Signed as a free agent on July 2, 2007 » Became a free agent on July 1, 2009								
Michael Dei Zotto	D	18/5	2013-14	25	1	4	5	8
» Acquired from NY Rangers for Kevin Klein on Jan. 22, 2014 » Became a free agent on July 1, 2014								
Andy Delmore	D	5	2001-03	144	34	38	72	50
» Acquired from Philadelphia for a third-round pick (traded to Phoenix; Phoenix selected Joe Callahan) in the 2002 NHL Draft on July 31, 2001 » Traded to Buffalo for a third-round pick (traded to Minnesota; Minnesota selected Clayton Stoner) in the 2004 NHL Draft on June 27, 2003								
Philippo Di Giuseppe	LW	16	2018-19	3	0	0	0	0
» Claimed on waivers from Carolina on Jan. 1, 2019 » Became a free agent on July 1, 2019								
Steve Dubinsky	C	14	2001-02	26	5	2	7	10
» Acquired from Chicago for future considerations on Feb. 6, 2002 » Became a free agent on July 1, 2002								
J-P Dumont	RW	71	2006-11	388	93	174	267	118
» Signed as a free agent on Aug. 29, 2006 » Bought out of his contract on June 30, 2011								
Mark Eaton	D	4	2000-06	286	15	30	45	130
» Acquired from Philadelphia for Detroit's third-round pick (Patrick Sharp) in the 2001 NHL Draft on Sept. 29, 2000 » Became a free agent on July 1, 2006								

PLAYER	POS.	No.	YEAR(S)	GP	G	A	PTS	PIM
Patrick Eaves	RW	17	2013-14	5	0	0	0	0
» Acquired from Detroit with Calle Jankrok and Detroit's second-round pick (traded to San Jose; San Jose selected Julius Bergman) in the 2014 NHL Draft for David Legwand on March 5, 2014 » Became a free agent on July 1, 2014								
Stefan Elliott	D	7	2015-16	2	0	0	0	0
» Acquired from Arizona for Victor Bartley on Jan. 15, 2016 » Became a free agent on July 1, 2016								
Alexei Emelin	D	25	2017-18	76	1	8	9	40
» Acquired from Vegas for a third-round pick (Layton Alac) in the 2019 NHL Draft on July 1, 2017 » Became a free agent on July 1, 2018								
Martin Erat	RW	10/19	2001-13	723	163	318	481	426
» Selected by Nashville in the seventh round (91st overall) of the 1999 NHL Draft on June 26, 1999 » Traded to Washington with Michael Latta for Filip Forsberg on April 3, 2013								
Mike Farrell	D	40	2003-04	1	0	0	0	0
» Acquired from Washington for Alexander Riazantsev on July 14, 2003 » Became a free agent on July 1, 2004								
Kevin Fiala	LW	22/56	2014-19	204	45	52	97	70
» Selected by Nashville in the first round (11th overall) of the 2014 NHL Draft » Traded to Minnesota for Mikael Granlund on Feb. 25, 2019								
Vernon Fiddler	C	38/83	2002-09; 2016-17	325	46	48	94	227
» Signed as a free agent on May 6, 2002 » Became a free agent on July 1, 2009 » Acquired from New Jersey for a fourth-round pick (traded to NY Rangers via San Jose; NY Rangers selected Brandon Crawley) in the 2017 NHL Draft on Feb. 5, 2017 » Became a free agent on July 1, 2017								
Tom Fitzgerald	RW	21	1998-02	307	42	46	88	218
» Signed as a free agent on July 6, 1998 » Traded to Chicago for a fourth-round pick (traded to Anaheim; Anaheim selected Nathan Saunders) in the 2003 NHL Draft and future considerations on March 13, 2002								
Rory Fitzpatrick	D	49	2000-01	2	0	0	0	2
» Acquired from St. Louis for Dan Kezner on Feb. 9, 2000 » Traded to Edmonton for future considerations on Jan. 12, 2001								
Mike Fisher	C	12	2010-18	429	111	130	241	261
» Acquired from Ottawa for a first-round pick (Stefan Noesen) in the 2011 NHL Draft and a third-round pick (Jarrod Maidens) in the 2012 NHL Draft on Feb. 10, 2011 » Retired on Aug. 3, 2017 » Signed as a free agent on Feb. 26, 2018 » Retired on May 12, 2018								
Peter Forsberg	C	21	2006-07	17	2	13	15	16
» Acquired from Philadelphia for Scottie Upshall, Ryan Parent and a first-round pick (traded to Nashville; Nashville selected Jonathan Blum) and third-round pick (traded to Washington; Washington selected Phil Desjardins) in the 2007 NHL Draft on Feb. 15, 2007 » Became a free agent on July 1, 2007								
Cody Franson	D	4/32/44	2009-11; 2014-15	164	15	39	54	48
» Selected by Nashville in the third round (79th overall) of the 2005 NHL Draft on July 31, 2005 » Traded to Toronto with Matthew Lombardi for Brett Leiba, Robert Slaney and a fourth-round pick (traded to St. Louis; St. Louis selected Zachary Pochiro) in the 2013 NHL Draft on July 3, 2011 » Acquired with Mike Santorelli from Toronto for a first-round pick (traded to Philadelphia; Philadelphia selected Travis Konecny) in the 2015 NHL Draft and forwards Olli Jokinen and Brendan Leipsic on Feb. 15, 2015 » Became a free agent on July 1, 2015								
Doug Friedman	LW	8	1998-99	2	0	1	1	14
» Claimed from Edmonton in the 1998 NHL Expansion Draft on June 26, 1998 » Became a free agent on July 1, 1999								
Simon Gamaache	LW	20/41	2003-06	18	1	0	1	0
» Acquired from Atlanta with Kirill Safronov for Tomas Kloucek and Ben Simon on Dec. 2, 2003 » Claimed on waivers by St. Louis on Nov. 29, 2005 » Claimed on waivers from St. Louis on Jan. 28, 2006 » Became a free agent on July 1, 2006								
Frederick Gaudreau	C	89/32	2016-19	84	3	5	8	4
» Signed as a free agent on Jan. 5, 2016 » Became a free agent on Oct. 9, 2020								
Paul Gaustad	C	28	2011-16	248	18	32	50	193
» Acquired from Buffalo with a fourth-round pick (Juuse Saros) in the 2013 NHL Draft for a first-round pick (traded to Calgary; Calgary selected Mark Jankowski) in the 2012 NHL Draft on Feb. 27, 2012 » Became a free agent on July 1, 2016								
Martin Gelinas	LW	23	2007-08	57	9	11	20	20
» Signed as a free agent on July 26, 2007 » Became a free agent on July 1, 2008								



ALUMNI REGISTER - SKATERS

PLAYER	POS.	No.	YEAR(S)	GP	G	A	PTS	PIM
Blake Geoffrion	C	5	2010-12	42	6	5	11	24
» Selected by Nashville in the second round (56th overall) of the 2006 NHL Draft on June 24, 2006 » Traded to Montreal with a second-round pick (Dalton Thayer) in the 2012 NHL Draft and forward Robert Slaney for Hal Gill and a fifth-round pick (traded to Los Angeles via Montreal; Los Angeles selected Patrik Bartosak) in the 2013 NHL Draft on Feb. 17, 2012								
Brent Gilchrist	LW	41	2002-03	41	1	2	3	14
» Signed as a free agent on July 11, 2002 » Became a free agent on July 1, 2003								
Hal Gill	D	75	2011-13	41	0	5	5	32
» Acquired with a fifth-round pick (traded to Los Angeles via Montreal; Los Angeles selected Patrik Bartosak) for Blake Geoffrion, Robert Slaney and a second-round pick (Dalton Thayer) in the 2012 NHL Draft on Feb. 17, 2012 » Bought out of his contract on July 4, 2013								
Samuel Girard	D	49	2017-18	5	1	2	3	2
» Selected by Nashville in the second round (47th overall) of the 2016 NHL Draft on June 25, 2016 » Traded to Colorado with Vladislav Kameney and Nashville's second-round pick (traded to Pittsburgh; Pittsburgh selected Filip Hallander) in the 2018 NHL Draft for Kyle Turris (via Ottawa) on Nov. 5, 2017								
Marcel Goc	C	9	2009-11	124	21	33	54	20
» Signed as a free agent on Aug. 21, 2009 » Became a free agent on July 1, 2011								
David Gosselin	LW	40	1999-02	13	2	1	3	11
» Signed as a free agent on July 9, 1998 » Traded to Dallas with a fifth-round pick (Eero Kilpelainen) in the 2003 NHL Draft for Ed Belfour and Cameron Mann on June 29, 2002								
Petter Granberg	D	8	2015-17	37	0	2	2	23
» Claimed on waivers from Toronto on Nov. 22, 2015 » Became a free agent on July 1, 2017								
Derek Grant	C	27	2016-17	6	0	1	1	5
» Claimed on waivers from Buffalo on Jan. 11, 2017 » Claimed on waivers by Buffalo on Feb. 6, 2017								
Triston Grant	LW	21	2009-10	3	0	0	0	9
» Acquired by Philadelphia with a seventh-round pick (traded to St. Louis; St. Louis selected Maxwell Tallon) in the 2009 NHL Draft for defenseman Janne Niskala on June 24, 2008 » Became a free agent on July 1, 2010								
Denis Grebeshkov	D	37	2009-10	4	1	1	2	6
» Acquired from Edmonton for a second-round pick (Curtis Hamilton) in the 2010 NHL Draft on March 1, 2010 » Became a free agent on July 1, 2010								
Stu Grimson	LW	8	2001-02	30	1	1	2	76
» Signed as a free agent on July 2, 2001 » Retired on June 3, 2003								
Ben Guite	RW	24	2009-10	6	0	0	0	4
» Signed as a free agent on July 4, 2009 » Became a free agent on July 1, 2010								
Sean Haggerty	LW	36	2000-01	3	0	1	1	0
» Claimed on waivers from NY Islanders on May 23, 2000 » Became a free agent on July 1, 2001								
Matt Halischuk	RW	24	2010-13	136	24	27	51	39
» Acquired from New Jersey with a second-round pick (Magnus Hellberg) in the 2011 NHL Draft for Jason Arnett on June 19, 2010 » Became a free agent on July 1, 2013								
Adam Hall	RW	18/34	2001-06	234	43	42	85	108
» Selected by Nashville in the second round (52nd overall) of the 1999 NHL Draft on June 26, 1999 » Traded to NY Rangers for Dominic Moore on July 19, 2006								
Dan Hamhuis	D	2/5	2003-10; 2018-20	600	32	142	174	438
» Selected by Nashville in the first round (12th overall) of the 2001 NHL Draft on June 24, 2001 » Traded to Philadelphia for Ryan Parent on June 19, 2010 » Signed as a free agent on July 25, 2018 » Retired on Aug. 13, 2020								
Scott Hannan	D	22	2012-13	20	3	6	9	4
» Signed as a free agent on Aug. 17, 2012 » Traded to San Jose for a fifth-round pick (Tommy Veilleux) in the 2013 NHL Draft on April 3, 2013								
Ryan Hartman	RW	38	2017-19	85	13	13	26	58
» Acquired from Chicago with a fifth-round pick (Spencer Stastney) in the 2018 NHL Draft for a first-round pick (Nicolas Beaudin) and fourth-round pick (Philipp Kurashov) in the 2018 NHL Draft and Victor Ejdsell on Feb. 26, 2018 » Traded to Philadelphia for Wayne Simmonds on Feb. 25, 2019								

PLAYER	POS.	No.	YEAR(S)	GP	G	A	PTS	PIM
Scott Hartnell	RW	17	2000-07; 2017-18	498	106	129	235	626
» Selected by Nashville in the first round (sixth overall) of the 2000 NHL Draft on June 24, 2000 » Traded to Philadelphia with Kimmo Timonen for Nashville's first-round pick (Jonathan Blum) in the 2007 NHL Draft on June 18, 2007 » Signed as a free agent on July 1, 2017 » Became a free agent on July 1, 2018								
Brett Hauer	D	14	2001-02	3	0	0	0	6
» Acquired from Los Angeles for Rich Brennan on Dec. 18, 2001 » Became a free agent on July 17, 2002								
Darren Haydar	RW	54	2002-03	2	0	0	0	0
» Selected by Nashville in the ninth round (248th overall) of the 1999 NHL Draft on June 26, 1999 » Became a free agent on July 1, 2006								
Kevin Henderson	LW	46	2013-14	4	1	0	1	0
» Signed as a free agent on July 1, 2012 » Became a free agent on July 1, 2015								
Matt Henderson	LW	47	1998-99	2	0	0	0	0
» Signed as a free agent on July 13, 1998 » Traded to Philadelphia for Paul Healey on Sept. 27, 1999								
Matt Hendricks	LW	26	2013-14	44	2	2	4	54
» Selected by Nashville in the fifth round (131st overall) of the 2000 NHL Draft on June 25, 2000 » Became a free agent on July 1, 2004 » Signed as a free agent on July 5, 2013 » Traded to Edmonton for Devan Dubnyk on Jan. 15, 2014								
Jukka Hentunen	RW	27	2001-02	10	2	2	4	0
» Acquired from Calgary for a conditional pick in the 2003 NHL Draft on March 17, 2002 » Became a free agent on July 1, 2006								
Jamie Heward	D	20	1998-99	63	6	12	18	44
» Signed as a free agent on Aug. 6, 1998 » Became a free agent on July 1, 1999								
Jack Hillen	D	38	2011-12	55	2	4	6	20
» Signed as a free agent on Aug. 8, 2011 » Became a free agent on July 1, 2012								
Jan Hlavac	LW	17	2007-08	18	3	10	13	8
» Acquired from Tampa Bay for a seventh-round pick (traded to Philadelphia; Philadelphia selected Joacim Eriksson) in the 2008 NHL Draft on Feb. 26, 2008 » Became a free agent on July 1, 2008								
Shane Hnidy	D	34	2003-04	9	0	2	2	10
» Acquired from Ottawa for Colorado's third-round pick (Peter Regier) in the 2004 NHL Draft on March 9, 2004 » Traded to Atlanta for a fourth-round pick (Niko Snellman) in the 2006 NHL Draft on July 30, 2005								
Cody Hodgson	C	11	2015-16	39	3	5	8	6
» Signed as a free agent on July 1, 2015 » Became a free agent on July 1, 2016								
Korbinian Holzer	D	22	2019-20	3	0	0	0	2
» Acquired from Anaheim for Matt Irwin and a sixth-round pick in the 2022 NHL Draft on Feb. 24, 2020 » Became a free agent on Oct. 9, 2020								
Darcy Hordichuk	LW	16	2005-08	172	9	11	20	313
» Acquired from Florida for a fourth-round pick (Matt Duffy) in the 2005 NHL Draft on July 27, 2005 » Traded to Carolina with a fifth-round pick (traded to Phoenix; Phoenix selected Louis Domingue) in the 2010 NHL Draft for a fifth-round pick (traded to Tampa Bay; Tampa Bay selected Michael Zador) in the 2009 NHL Draft on June 19, 2008								
Bill Houlder	D	3/23	1999-03	302	8	36	44	150
» Claimed on waivers from Tampa Bay on Nov. 10, 1999 » Became a free agent on July 1, 2003								
Patric Hornqvist	RW	27	2008-14	363	106	110	216	173
» Selected by Nashville in the seventh round (230th overall) of the 2005 NHL Draft on July 31, 2005 » Traded to Pittsburgh with Nick Spaling for James Neal on June 27, 2014								
Cale Hulse	D	32	2000-03	225	3	15	18	370
» Acquired from Calgary with a third-round pick (Denis Patonov) in the 2001 NHL Draft for Sergei Krivokrasov on March 14, 2000 » Became a free agent on July 1, 2003								
Brad Hunt	D	24	2016-17	3	0	1	1	0
» Claimed on waivers from St. Louis on Jan. 17, 2017 » Became a free agent on July 1, 2017								
Andrew Hutchinson	D	42	2003-04	18	4	4	8	4
» Selected by Nashville in the second round (54th overall) of the 1999 NHL Draft on June 26, 1999 » Traded to Carolina for a third-round pick (Teemu Laakso) in the 2005 NHL Draft on July 29, 2005								



ALUMNI REGISTER - SKATERS

PLAYER	POS.	No.	YEAR(S)	GP	G	A	PTS	PIM
Matt Irwin	D	52	2016-20	195	6	25	31	83
» Signed as a free agent on July 1, 2016 » Traded to Anaheim for Korbman Holzer and a sixth-round pick in the 2022 NHL Draft on Feb. 24, 2020								
Barret Jackman	D	5	2015-16	73	1	4	5	76
» Signed as a free agent on July 1, 2015 » Bought out of his contract on July 1, 2016								
Andreas Johansson	LW	21	2002-04	103	32	32	64	48
» Signed as a free agent on Sept. 4, 2002 » Became a free agent on July 1, 2004								
Greg Johnson	C	22	1998-06	502	93	145	238	213
» Claimed from Chicago in the 1998 NHL Expansion Draft on June 26, 1998 » Became a free agent on July 1, 2006								
Olli Jokinen	RW	13	2014-15	48	3	3	6	26
» Signed as a free agent on July 2, 2014 » Traded to Toronto with a first-round pick (traded to Philadelphia; Philadelphia selected Travis Konecny) in the 2015 NHL Draft and Brendan Leipsic for Cody Franson and Mike Santorelli on Feb. 15, 2015								
Ryan Jones	RW	28	2008-10	87	14	14	28	40
» Acquired from Minnesota with a second-round pick (Charles-Olivier Roussele) in the 2009 NHL Draft for defenseman Marek Zidlicky on July 1, 2008 » Claimed on waivers by Edmonton on March 3, 2010								
Seth Jones	D	3	2013-16	1999	15	48	63	54
» Selected by Nashville in the first round (fourth overall) of the 2013 NHL Draft on June 30, 2013 » Traded to Columbus for Ryan Johansen on Jan. 6, 2016								
Vladislav Kamenev	LW	50	2016-17	2	0	0	0	2
» Traded to Colorado with Samuel Girard and a second-round pick (traded to Pittsburgh; Pittsburgh selected Filij Halander) in the 2018 NHL Draft for Kyle Turris (via Ottawa) on Nov. 5, 2017								
Jere Karalahti	D	13/16	2001-02	15	0	1	1	12
» Acquired from Los Angeles with a conditional pick (Temu Lassila) in the 2003 NHL Draft for Cliff Ronning on March 16, 2002 » Became a free agent on July 1, 2003								
Paul Kariya	LW	9	2005-07	164	55	106	161	76
» Signed as a free agent on Aug. 5, 2005 » Became a free agent on July 1, 2007								
Dan Kezmer	D	2	1998-00	40	0	5	5	40
» Claimed on waivers from Dallas on March 12, 1999 » Traded to St. Louis for Rory Fitzpatrick on Feb. 9, 2000								
Patric Kjellberg	RW	10	1998-02	246	49	77	126	56
» Signed as a free agent on June 27, 1998 » Traded to Anaheim for Petr Tenkrat on Nov. 1, 2001								
Linus Klasen	LW	58	2001-02	4	0	0	0	0
» Signed as a free agent on April 20, 2010 » Became a free agent on July 1, 2013								
Kevin Klein	D	8/49	2005-14	403	16	66	82	110
» Selected by Nashville in the second round (37th overall) of the 2003 NHL Draft on June 21, 2003 » Traded to NY Rangers for Michael Del Zotto on Jan. 22, 2014								
Tomas Kloucek	D	5/28	2002-04	8	0	1	1	12
» Acquired from NY Rangers with Rem Murray and Marek Zidlicky for Mike Dunham on Dec. 12, 2002 » Traded to Atlanta with Ben Simon for Simon Gamache and Kirill Sazonov on Dec. 2, 2003								
Ville Koistinen	D	4	2007-09	86	7	21	28	32
» Signed as a free agent on May 18, 2006 » Became a free agent on July 1, 2009								
Andrei Kostitsyn	LW	46	2011-12	19	4	8	12	10
» Acquired from Montreal for a second-round pick (Jacob de Rose) in the 2013 NHL Draft and a conditional fifth-round pick previously acquired from Montreal (traded to Los Angeles; Los Angeles selected Patrik Bortosak) in the 2013 NHL Draft on Feb. 27, 2012 » Became a free agent on July 1, 2012								
Sergei Kostitsyn	RW	74	2010-13	198	43	65	108	65
» Acquired from Montreal for Dustin Boyd and Dan Ellis on June 29, 2010 » Mutually terminated his contract on July 4, 2013								
Sergei Krivokrasov	RW	25	1998-00	133	34	40	74	82
» Acquired from Chicago for future considerations on June 26, 1998 » Traded to Calgary for Dalse Hulst and a third-round pick (Denis Platonov) in the 2001 NHL Draft on March 14, 2000								
Teemu Laako	D	32/4/2	2009-12	17	0	0	0	10
» Selected by Nashville in the third round (78th overall) of the 2005 NHL Draft on July 31, 2005 » Became a free agent on July 1, 2015								

PLAYER	POS.	No.	YEAR(S)	GP	G	A	PTS	PIM
Josh Langfield	C	15	2007-08	2	0	0	0	0
» Signed as a free agent on Sept. 4, 2007 » Became a free agent on July 1, 2008								
Denny Lambert	LW	28	1998-99	76	5	11	16	218
» Claimed from Ottawa in the 1998 NHL Expansion Draft on June 26, 1998 » Traded to Atlanta for Randy Robitaille on Aug. 16, 1999								
Patrick Leahy	RW	28	2006-07	1	0	0	0	0
» Signed as a free agent on July 17, 2006 » Became a free agent on July 1, 2007								
David Legwand	C	11	1998-14	956	210	356	566	474
» Selected by Nashville in the first round (second overall) of the 1998 NHL Draft on June 27, 1998 » Traded to Detroit for Patrick Eaves, Calle Jankirok and Detroit's second-round pick (traded to San Jose; San Jose selected Julius Bergman) in the 2014 NHL Draft on March 5, 2014								
Mikko Lehtonen	D	42	2006-07	15	1	2	3	8
» Selected by Nashville in the ninth round (271st overall) of the 2001 NHL Draft » Traded to Buffalo for a fourth-round pick (Mark Santorelli) in the 2007 NHL Draft on Feb. 27, 2007								
Michael Lombas	LW	17	2016-17	1	0	0	0	0
» Signed as a free agent on July 5, 2016 » Became a free agent on July 1, 2017								
Richard Lintner	D	41	1999-01	83	4	10	14	44
» Acquired from Phoenix with Cliff Ronning for future considerations on Oct. 31, 1998 » Traded to NY Rangers for Peter Smrek on March 19, 2002								
Matthew Lombardi	C	15	2010-11	2	0	0	0	0
» Signed as a free agent on July 2, 2010 » Traded to Toronto with Cody Franson and Robert Slaney for Brett Lebda and a fourth-round pick (traded to St. Louis; St. Louis selected Zachary Pochiro) in the 2013 NHL Draft on July 3, 2011								
Cameron Mann	RW	28	2002-03	4	0	0	0	0
» Acquired from Dallas with Ed Belfour for David Gosselin and a fifth-round pick (Eero Kilpelainen) in the 2003 NHL Draft on June 29, 2002 » Became a free agent on July 1, 2003								
Danny Markov	D	55	2005-06	58	0	11	11	62
» Acquired from Philadelphia for a third-round pick (traded to Los Angeles; Los Angeles selected Bud Holloway) in the 2006 NHL Draft on Aug. 2, 2005 » Became a free agent on July 1, 2006								
Brian McGrattan	RW	23	2011-13	32	0	2	2	61
» Claimed on waivers from Anaheim on Oct. 11, 2011 » Traded to Calgary for Joe Pitkula on Feb. 28, 2013								
Jim McKenzie	LW	19	2003-04	61	1	3	4	88
» Signed as a free agent on July 22, 2003 » Became a free agent on Aug. 1, 2005								
Cody McLeod	RW	55	2016-18; 2018-19	61	5	2	7	172
» Acquired from Colorado for Felix Girard on Jan. 13, 2017 » Claimed on waivers by NY Rangers on Jan. 25, 2018 » Acquired from NY Rangers for Nashville's seventh-round pick (Hugo Ollas) in the 2020 NHL Draft on Feb. 25, 2019 » Became a free agent on July 1, 2019								
Craig Miller	D	8	1999-01	62	3	11	14	34
» Acquired from Edmonton for Detroit's third-round pick (Mike Comrie) in the 1999 NHL Draft on June 26, 1999 » Claimed on waivers by Tampa Bay on Oct. 25, 2000								
Jay More	D	4	1998-99	18	0	2	2	18
» Signed as a free agent on June 4, 1998 » Became a free agent on July 1, 2001								
Jason Morgan	C	45	2003-04	6	0	2	2	2
» Claimed on waivers from Calgary on Dec. 31, 2003 » Claimed on waivers by Calgary on Feb. 19, 2004								
Marc Moro	D	33/16	1999-02	27	0	0	0	75
» Acquired from Anaheim with Chris Mason for Dominic Roussel on Oct. 5, 1998 » Traded to Toronto for D.J. Smith and Marty Wilford on March 1, 2002								
Mark Mowers	C	18	1998-02	85	5	13	18	16
» Signed as a free agent on June 11, 1998 » Became a free agent on July 1, 2002								
Chris Mueller	C	53/17	2010-13	37	2	6	8	8
» Signed as a free agent on Dec. 27, 2010 » Became a free agent on July 1, 2013								
Rem Murray	LW	15	2002-04	92	14	22	36	30
» Acquired from NY Rangers with Tomas Kloucek and Marek Zidlicky for Mike Dunham on Dec. 12, 2002 » Became a free agent on July 1, 2004								



ALUMNI REGISTER - SKATERS

PLAYER	POS.	No.	YEAR(S)	GP	G	A	PTS	PIM
Brantt Myres	RW	74	2000-01	20	0	0	0	28
» Signed as a free agent on Aug. 15, 2000 » Traded to Washington for future considerations on Feb. 1, 2001								
John Namesnikov	D	20	1999-00	2	0	0	0	2
» Acquired from NY Rangers for Jason Dawe on Feb. 2, 2000 » Became a free agent on July 1, 2001								
James Neal	LW	18	2014-17	219	77	59	136	157
» Acquired from Pittsburgh for Patric Hornqvist and Nick Spaling on June 27, 2014 » Claimed by Vegas in the 2017 NHL Expansion Draft on June 21, 2017								
Stan Neckar	D	6	2003-04	1	0	1	1	0
» Signed as a free agent on Nov. 26, 2003 » Traded to Tampa Bay for a sixth-round pick (Kevin Schaeffer) in the 2004 NHL Draft on March 9, 2004								
Jeff Nelson	C	7	1998-99	9	2	1	3	2
» Signed as a free agent on Aug. 19, 1998 » Traded to Washington for future considerations on June 22, 1999								
Scott Nichol	C	12	2005-09	209	24	23	47	271
» Signed as a free agent on Aug. 6, 2005 » Became a free agent on July 1, 2009								
Eric Nystrom	LW	24	2013-16	185	29	11	40	95
» Signed as a free agent on July 5, 2013 » Bought out of his contract on June 28, 2016								
Shane O'Brien	D	55	2010-11	80	2	7	9	83
» Acquired from Vancouver with Dan Gendur for Jonas Andersson and Ryan Parent on Oct. 5, 2010 » Became a free agent on July 1, 2011								
Peter Olvecky	LW	36	2009-10	1	0	0	0	0
» Signed as a free agent on July 16, 2009 » Became a free agent on July 1, 2010								
Cal O'Reilly	C	48/16	2008-12	85	11	24	35	10
» Selected by Nashville in the fifth round (150th overall) of the 2005 NHL Draft on July 31, 2005 » Traded to Phoenix for a fourth-round pick (Mikko Vainonen) in the 2012 NHL Draft on Oct. 28, 2011								
Vladimir Orszagh	RW	33	2001-04	239	47	58	105	168
» Signed as a free agent on Aug. 1, 2001 » Became a free agent on June 1, 2005								
Jed Ortmeyer	RW	41	2007-09	53	4	4	8	32
» Signed as a free agent on July 2, 2007 » Became a free agent on July 1, 2009								
Adam Parfy	D	5	2016-17	4	0	0	0	6
» Signed as a free agent on Nov. 30, 2016 » Became a free agent on July 1, 2017								
Denis Pederson	C	16	2002-03	43	4	6	10	39
» Signed as a free agent on July 24, 2002 » Became a free agent on July 1, 2003								
Ville Pelttonen	LW	16	1998-01	116	14	28	42	26
» Acquired from San Jose for a fifth-round pick (traded to Phoenix; Phoenix selected Josh Blackburn) in the 1998 NHL Draft on June 26, 1998 » Became a free agent on July 1, 2001								
Yanic Perreault	C	94	2005-06	69	22	35	57	30
» Signed as a free agent on Oct. 3, 2005 » Became a free agent on July 1, 2006								
PA Parenteau	RW	11	2016-17	8	0	1	1	0
» Acquired from New Jersey for a sixth-round pick (traded to San Jose; San Jose selected Alexander Chmelevski) in the 2017 NHL Draft on March 1, 2017 » Became a free agent on July 1, 2017								
Nathan Perrott	RW	20	2001-03	23	1	2	3	79
» Acquired from Chicago for a conditional pick in the 2003 NHL Draft on Oct. 9, 2001 » Traded to Toronto for Bob Wren on Dec. 31, 2002								
Rich Peverley	C	37	2006-09	73	7	13	20	23
» Signed as a free agent on Jan. 17, 2007 » Claimed by Atlanta as Jan. 10, 2008 » Traded to Atlanta on Jan. 10, 2008								
Oleg Petrov	LW	14/20	2002-03	17	2	2	4	2
» Acquired from Montreal for a fourth-round pick (traded to Washington; Washington selected Andreas Valda) in the 2003 NHL Draft on March 3, 2003 » Became a free agent on July 1, 2003								
Joe Piskula	D	47	2013-15	3	0	0	0	2
» Acquired from Calgary for Brian McGrattan on Feb. 28, 2013 » Became a free agent on July 1, 2015								

PLAYER	POS.	No.	YEAR(S)	GP	G	A	PTS	PIM
Domenic Pitts	C	39	2002-03	2	0	0	0	2
» Signed as free agent on July 24, 2002 » Became a free agent on July 1, 2003								
Libor Pivko	LW	47	2003-04	1	0	0	0	0
» Selected by Nashville in the third round (89th overall) of the 2000 NHL Draft on June 25, 2000 » Traded to Pittsburgh with Dominic Moore for a third-round pick (Ryan Thang) in the 2007 NHL Draft on July 19, 2006								
Corey Potter	D	21	2003-04	1	0	0	0	0
» Acquired from Arizona for future considerations on Feb. 29, 2016 » Became a free agent on July 1, 2016								
Alexander Radulov	RW	47	2006-08; 2011-12	154	47	55	102	74
» Selected by Nashville in the first round (15th overall) of 2004 NHL Draft on June 26, 2004 » Became a free agent on July 1, 2014								
Jonas Rask	C	17	2012-13	2	0	1	1	0
» Selected by Nashville in the seventh round (998th overall) of the 2010 NHL Draft on June 26, 2010 » Became a free agent on July 1, 2014								
Mike Ribeiro	C	63	2014-17	209	26	111	137	128
» Signed as a free agent on July 15, 2014 » Became a free agent on July 1, 2017								
Zac Rinaldo	RW	36	2018-19	23	1	2	3	20
» Signed as a free agent on July 2, 2018 » Became a free agent on July 1, 2019								
Randy Robitaille	C	27	1999-01	131	20	31	51	22
» Acquired from Atlanta for Denny Lambert on Aug. 16, 1999 » Became a free agent on July 1, 2001 » Signed as a free agent on Aug. 19, 2005 » Claimed on waivers by Minnesota on Oct. 4, 2005								
Cliff Ronning	C	7	1998-02	301	81	145	226	126
» Acquired from Phoenix with Richard Lintner for future considerations on Oct. 31, 1998 » Traded to Los Angeles for Jere Karalahti and a conditional pick (Teemu Lassila) in the 2003 NHL Draft on March 16, 2002								
Derek Roy	C	21	2014-15	26	1	9	10	2
» Signed as a free agent on July 15, 2015 » Traded to Edmonton for Mark Arcobello on Dec. 27, 2014								
Miikka Salomaki	RW	20/67	2014-20	167	12	15	27	76
» Selected in the second round (52nd overall) of the 2011 NHL Draft on June 25, 2011 » Traded to Toronto for Ben Harpur on Feb. 22, 2020								
Steven Santini	D	3	2019-20	2	0	0	0	2
» Acquired from New Jersey with Jeremy Davies, and second-round pick (traded to Philadelphia; Philadelphia selected Bobby Brink) in the 2019 NHL Draft and a second-round pick (traded to Minnesota; Minnesota selected Marat Khuznetdinov) in the 2020 NHL Draft for defenseman P.K. Subban on June 22, 2019 » Bought out of his contract on Oct. 7, 2020								
Mike Santorelli	RW	53/18/10	2008-10; 2014-15	54	3	4	7	16
» Selected by Nashville in the sixth round (178th overall) of the 2004 NHL Draft on June 27, 2004 » Traded to Florida for a fourth-round pick (Josh Shalla) in the 2011 NHL Draft on Aug. 5, 2010 » Acquired from Toronto with Cody Franson for a first-round pick (traded to Philadelphia; Philadelphia selected Travis Konecny) in the 2015 NHL Draft and Olli Jokinen and Brendan Leipsic on Feb. 15, 2015 » Became a free agent on July 1, 2015								
Yves Sarault	LW	12	2001-02	1	0	0	0	0
» Claimed on waivers from Atlanta on June 19, 2001 » Traded to Philadelphia with a conditional pick in the 2003 NHL Draft for Jason Beckett and Petr Hubacek on Jan. 11, 2002								
Dave Scatchard	RW	38	2009-10	16	3	2	5	17
» Signed as a free agent on Oct. 7, 2009 » Became a free agent on July 1, 2010								
Robert Schnabel	D	42/36	2001-04	22	0	3	3	34
» Claimed on waivers from Phoenix on Jan. 2, 2001 » Became a free agent on July 1, 2004								
Timofei Shishkanov	LW	16	2003-04	2	0	0	0	0
» Selected by Nashville in the second round (33rd overall) of the 2001 NHL Draft on June 24, 2001 » Traded to St. Louis for Mike Sillinger on Jan. 29, 2006								
Mike Sillinger	C	81	2005-06	31	10	12	22	14
» Acquired from St. Louis for Timofei Shishkanov on Jan. 29, 2006 » Became a free agent on July 1, 2006								
Jon Sim	C	14	2002-03	4	1	0	1	0
» Acquired from Dallas for Bubba Berenzweig and a conditional pick in the 2004 NHL Draft on Feb. 17, 2003 » Claimed on waivers by Los Angeles on March 8, 2003								



ALUMNI REGISTER - SKATERS

PLAYER	POS.	No.	YEAR(S)	GP	G	A	PTS	PIM
Wayne Simmonds	RW	17	2018-19	17	1	2	3	9
» Acquired from Philadelphia for Ryan Hartman on Feb. 25, 2019 » Became a free agent on July 1, 2019								
Reid Simpson	LW	12	2001-03	52	5	1	6	125
» Claimed on waivers from Montreal on Jan. 30, 2012 » Became a free agent on July 1, 2003								
Karlis Skrastins	D	3/40	1998-03	307	13	41	54	130
» Selected by Nashville in the ninth round (230th overall) of the 1998 NHL Draft on June 27, 1998 » Traded to Colorado for a third-round pick (traded to Ottawa; Ottawa selected Peter Regier) in the 2004 NHL Draft on June 30, 2003								
Pavel Skrbek	D	42	2000-02	8	0	0	0	6
» Acquired from Pittsburgh for Bob Boughner on March 13, 2000 » Became a free agent on July 1, 2007								
John Slaney	D	27	1998-99	46	2	12	14	14
» Claimed from Phoenix in the 1998 NHL Expansion Draft on June 26, 1998 » Became a free agent on July 1, 1999								
Craig Smith	RW	15	2011-20	661	162	168	330	264
» Selected by Nashville in the fourth round (98th overall) of the 2009 NHL Draft on June 27, 2009 » Became a free agent on Oct. 9, 2020								
Trevor Smith	C	23	2016-17	1	0	0	0	0
» Signed as a free agent on July 2, 2016 » Became a free agent on July 1, 2018								
Wyatt Smith	C	46	2002-04	29	4	1	5	2
» Signed as a free agent on July 15, 2002 » Became a free agent on Aug. 1, 2005								
Jerred Smithson	C	42/25	2005-12	497	36	50	86	313
» Signed as a free agent on July 24, 2004 » Traded to Florida for Dallas' sixth-round pick (Simon Fernehalm) in the 2012 NHL Draft on Feb. 24, 2012								
Brad Smyth	RW	12	1998-99	3	0	0	0	6
» Signed as a free agent on July 16, 1998 » Traded to NY Rangers for future considerations on May 3, 1999								
Nick Spaling	C/RW	13	2003-14	297	40	44	84	70
» Selected by Nashville in the second round (58th overall) of the 2007 NHL Draft on June 23, 2007 » Traded to Pittsburgh with Patric Hornqvist for James Neal on June 27, 2014								
Viktor Stalberg	RW	25	2013-15	95	10	18	28	50
» Signed as a free agent on July 5, 2013 » Bought out of his contract on June 30, 2015								
Jeremy Stevenson	LW	28	2000-02; 2003-06	100	10	7	17	225
» Signed as a free agent on Sept. 25, 2000 » Became a free agent on July 1, 2002 » Claimed on waivers from Minnesota on Oct. 22, 2003 » Claimed on waivers by Dallas on Feb. 15, 2006								
Zack Stortini	RW	21	2011-12	1	0	0	0	7
» Signed as a free agent on July 5, 2011 » Became a free agent on July 1, 2012								
P.K. Subban	D	76	2016-19	211	35	95	130	186
» Acquired from Montreal for Shea Weber on June 29, 2016 » Traded to New Jersey for Steven Santini, Jeremy Davies, a second-round pick (traded to Philadelphia; Philadelphia selected Bobby Brink) in the 2019 NHL Draft and a second-round pick (traded to Minnesota; Minnesota selected Marak Khushnudinov) in the 2020 NHL Draft on June 22, 2019								
Steve Sullivan	LW	26	2003-11	317	100	163	263	175
» Acquired from Chicago for a second-round pick (Ryan Garlock) in the 2004 NHL Draft and a second-round pick (Michael Blunden) in the 2005 NHL Draft on Feb. 16, 2004 » Became a free agent on July 1, 2011								
Alexander Sulzer	D	44/52	2008-11	53	1	5	6	18
» Selected by Nashville in the third round (92nd overall) of the 2003 NHL Draft » Traded to Florida for a conditional seventh-round pick in the 2012 NHL Draft on Feb. 25, 2011								
Ryan Suter	D	20	2005-12	542	38	200	238	396
» Selected by Nashville in the first round (seventh overall) of the 2003 NHL Draft on June 21, 2003 » Became a free agent on July 1, 2012								
Marek Svatos	RW	40	2010-11	9	1	2	3	2
» Claimed on waivers from St. Louis on Dec. 29, 2010 » Claimed on waivers by Ottawa on Feb. 24, 2011								
Petr Sykora	C	50	1998-99	2	0	0	0	0
» Acquired from Detroit with a third-round pick (traded to Edmonton; Edmonton selected Mike Comrie) and a conditional pick (Alexandre Krevsun) in the 1999 NHL Draft for Doug Brown on July 14, 1998 » Traded to Washington for a third-round pick (Paul Brown) in the 2003 NHL Draft on June 22, 2002								

PLAYER	POS.	No.	YEAR(S)	GP	G	A	PTS	PIM
Nick Tarnasky	LW	74	2008-09	11	0	1	1	17
» Acquired from Tampa Bay for a sixth-round pick (Jaroslav Janus) in the 2009 NHL Draft on Sept. 29, 2008 » Traded to Florida for Wade Belak on Nov. 27, 2008								
Petr Tenkrat	RW	15	2001-02	58	8	16	24	28
» Acquired from Anaheim for Patric Kjellberg on Nov. 1, 2001 » Claimed by Florida in the 2002 NHL Waiver Draft on Oct. 4, 2002								
Ryan Thang	RW	65	2011-12	1	0	0	0	0
» Selected by Nashville in the third round (81st overall) of the 2007 NHL Draft on June 23, 2007 » Became a free agent on July 1, 2014								
Andreas Thuresson	RW	12	2009-11	25	1	2	3	6
» Selected by Nashville in the fifth round (144th overall) of the 2007 NHL Draft on June 23, 2007 » Traded to NY Rangers for Brodie Dupont on July 2, 2011								
Kimmo Timonen	D	44	1998-07	573	79	222	301	348
» Acquired from Los Angeles with Jan Vopat for future considerations on June 26, 1998 » Traded to Philadelphia with Scott Hartnell for Nashville's first-round pick (Jonathon Blum) in the 2007 NHL Draft on June 18, 2007								
Jordin Tootoo	RW	55/4/22	2003-12	486	46	79	125	725
» Selected by Nashville in the fourth round (98th overall) of the 2001 NHL Draft on June 24, 2001 » Became a free agent on July 1, 2012								
Pascal Trepanier	D	27	2002-03	1	0	0	0	0
» Signed as a free agent on July 16, 2002 » Traded to Florida for Wade Flaherty on March 9, 2003								
Darren Turcotte	C	9	1998-00	49	4	6	10	20
» Acquired from St. Louis with St. Louis' highest compensatory pick (traded to Florida; Florida selected Alex Auld) in the 1999 NHL Draft for future considerations on June 26, 1998 » Retired on March 27, 2000								
Kyle Turris	C	8	2017-20	182	29	67	96	79
» Acquired from Colorado (via Ottawa) for Samuel Girard, Vladislav Kameney and a second-round pick (traded to Pittsburgh; Pittsburgh selected Filip Hallander) in the 2018 NHL Draft on Nov. 5, 2017 » Bought out of his contract on Oct. 7, 2020								
Scottie Upshall	LW	7	2002-07	77	11	18	29	52
» Selected by Nashville in the first round (sixth overall) of the 2002 NHL Draft on June 22, 2002 » Traded to Philadelphia with Ryan Parent and a first-round pick (traded to Nashville; Nashville selected Jonathon Blum) and third-round pick (traded to Washington; Washington selected Phil Desjardine) in the 2007 NHL Draft for Peter Forsberg on Feb. 15, 2007								
Rob Valicevic	RW	12	1998-01	159	26	19	45	49
» Signed as a free agent on June 8, 1998 » Became a free agent on July 1, 2001								
Mark Van Guilder	C	29	2013-14	1	0	0	0	0
» Signed as a free agent on May 20, 2013 » Became a free agent on July 1, 2015								
Josef Vasicek	C	63	2006-07	38	4	9	13	29
» Acquired from Carolina for Scott Walker on July 18, 2006 » Traded to Carolina for Eric Belanger on Feb. 9, 2007								
Vitaliy Vishnevski	D	4	2006-07	15	0	1	1	10
» Acquired from Atlanta for Eric Belanger on Feb. 10, 2007 » Became a free agent on July 1, 2007								
Anton Volchenkov	D	20	2014-15	46	0	7	7	14
» Signed as a free agent on July 7, 2014 » Became a free agent on July 1, 2015								
Jan Vopat	D	5	1998-00	61	5	6	11	34
» Acquired from Los Angeles with Kimmo Timonen for future considerations on June 26, 1998 » Became a free agent on May 23, 2000								
Scott Walker	RW	24	1998-06	410	96	151	247	465
» Claimed from Vancouver in the 1998 NHL Expansion Draft on June 26, 1998 » Traded to Carolina for Josef Vasicek on July 18, 2006								
Joel Ward	RW	29	2008-11	230	40	58	98	89
» Signed as a free agent on July 14, 2008 » Became a free agent on July 1, 2011								
Todd Warriner	LW	20	2002-03	6	0	1	1	4
» Claimed on waivers from Philadelphia on March 11, 2003 » Became a free agent on July 1, 2003								
Austin Watson	LW	51/52	2012-20	306	36	41	77	358
» Selected by Nashville in the first round (8th overall) of the 2010 NHL Draft on June 25, 2010 » Traded to Ottawa for Colorado's fourth-round pick in the 2021 NHL Draft on Oct. 10, 2020								



ALUMNI REGISTER - SKATERS

PLAYER	POS.	No.	YEAR(S)	GP	G	A	PTS	PIM
Mike Watt	LW	19	2000-01	18	1	1	2	8
<ul style="list-style-type: none"> » Claimed on waivers from NY Islanders on May 23, 2000 » Traded to Philadelphia for Mikhail Chernov on May 24, 2001 								
Shea Weber	D	6/48	2005-16	763	166	277	443	568
<ul style="list-style-type: none"> » Selected by Nashville in the second round (49th overall) of the 2003 NHL Draft on June 21, 2003 » Traded to Montreal for P.K. Subban on June 29, 2016 								
Yannick Weber	D	7	2016-20	223	6	18	24	73
<ul style="list-style-type: none"> » Signed as a free agent on July 1, 2016 » Became a free agent on Oct. 9, 2020 								
Clarke Wilm	C	10	2002-03	82	5	11	16	36
<ul style="list-style-type: none"> » Signed as a free agent on July 11, 2002 » Became a free agent on July 1, 2003 								
Colin Wilson	LW	33	2009-17	502	95	142	237	124
<ul style="list-style-type: none"> » Selected by Nashville in the first round (seventh overall) of the 2008 NHL Draft on June 20, 2008 » Traded to Colorado for a fourth-round pick (Marc Del Gaizo) in the 2019 NHL Draft on July 1, 2017 								
Kyle Wilson	C	28	2011-12	5	0	0	0	0
<ul style="list-style-type: none"> » Signed as a free agent on July 5, 2011 » Traded to Tampa Bay with Anders Lindback and Nashville's seventh-round pick (Nikita Gusev) in the 2012 NHL Draft for Minnesota's second-round pick (Pontus Aberg) and Philadelphia's second-round pick (Colton Sissons) in the 2012 NHL Draft, Tampa Bay's third-round pick (Jonathan-Ismael Diaby) in the 2013 NHL Draft and Sebastien Caron on June 15, 2012 								
Brendan Witt	D	19	2005-06	17	0	3	3	68
<ul style="list-style-type: none"> » Acquired from Washington for Kris Beech and a first-round pick (Semyon Varlamov) in the 2006 NHL Draft on March 9, 2006 » Became a free agent on July 1, 2006 								
Vitali Yachmenev	LW	43	1998-03	338	54	76	130	58
<ul style="list-style-type: none"> » Acquired from Los Angeles for future considerations on July 7, 1998 » Became a free agent on July 1, 2013 								
Brandon Yip	RW	18	2011-13	59	6	9	15	46
<ul style="list-style-type: none"> » Claimed on waivers from Colorado on Jan. 19, 2012 » Became a free agent on July 1, 2013 								
Jason York	D	27	2002-04	141	6	28	34	116
<ul style="list-style-type: none"> » Acquired from Anaheim for future considerations on Oct. 23, 2002 » Became a free agent on July 1, 2004 								
Greg Zanon	D	37/5	2005-09	230	7	19	26	100
<ul style="list-style-type: none"> » Signed as a free agent on July 9, 2004 » Became a free agent on July 1, 2009 								
Rob Zettler	D	2	1998-99	2	0	0	0	2
<ul style="list-style-type: none"> » Claimed from Toronto in the 1998 NHL Expansion Draft on June 26, 1998 » Became a free agent on July 1, 1999 								
Sergei Zholtok	C	9	2003-04	11	1	1	2	0
<ul style="list-style-type: none"> » Acquired from Minnesota with Brad Bombardir for Buffalo's third-round pick (Clayton Stoner) and a fourth-round pick (Patrick Bordeleau) in the 2004 NHL Draft on March 5, 2004 » Became a free agent on July 1, 2004 								
Marek Zidlicky	D	3	2003-08	307	35	140	175	299
<ul style="list-style-type: none"> » Acquired from NY Rangers with Tomas Kloucek and Rem Murray for Mike Dunham on Dec. 12, 2002 » Traded to Minnesota for Ryan Jones and a second-round pick (Charles-Olivier Rousset) on July 1, 2008 								
Harry Zolnierczyk	LW	26	2016-17	24	2	2	4	10
<ul style="list-style-type: none"> » Signed as a free agent on July 1, 2016 » Became a free agent on July 1, 2017 » Signed as a free agent on Oct. 4, 2017 » Became a free agent on July 1, 2018 								



ALUMNI REGISTER - GOALTENDERS

GOALTENDER	No.	YEAR(S)	GP	MINS	GAA	W	L	T/O	SO	GA	SA	SV%
Mark Dekanich	31	2010-11	1	50	3.60	0	0	0	0	3	25	.880
<ul style="list-style-type: none"> » Selected by Nashville in the fifth round (146th overall) of the 2006 NHL Draft on June 24, 2006 » Became a free agent on July 1, 2011 												
Devan Dubnyk	40	2013-14	2	124	4.35	0	1	1	0	9	60	.850
<ul style="list-style-type: none"> » Acquired from Edmonton for Matt Hendricks on Jan. 15, 2014 » Traded to Montreal for future considerations on March 5, 2014 												
Mike Dunham	1	1998-03	217	12494	2.72	81	104	24	8	567	6274	.910
<ul style="list-style-type: none"> » Claimed from New Jersey in the 1998 NHL Expansion Draft on June 26, 1998 » Traded to NY Rangers for Rem Murray, Tomas Kloucek and Marek Zidlicky on Dec. 12, 2002 												
Dan Ellis	39	2007-10	110	5909	2.64	49	42	8	10	260	2958	.912
<ul style="list-style-type: none"> » Signed as a free agent on July 7, 2007 » Traded to Montreal with Dustin Boyd for Sergei Kostitsyn on June 29, 2010 												
Eric Fichaud	35	1998-99	9	447	3.22	0	6	0	0	24	229	.895
<ul style="list-style-type: none"> » Acquired from Edmonton with Drake Berehowsky and Greg de Vries for Mikhail Shtalenkov and Jim Dowd on Oct. 1, 1998 » Traded to Carolina for Toronto's fourth-round pick (Yevgeny Pavlov) in the 1999 NHL Draft and future considerations on June 26, 1999 												
Brian Finley	31	2002-03; 2005-06	2	107	5.61	0	1	0	0	10	54	.815
<ul style="list-style-type: none"> » Selected by Nashville in the first round (sixth overall) of the 1999 NHL Draft on June 26, 1999 » Became a free agent on July 1, 2006 												
Wade Flaherty	34	2002-03	1	51	4.71	0	1	0	0	4	27	.852
<ul style="list-style-type: none"> » Acquired from Florida for Pascal Trepanier on March 9, 2003 » Became a free agent on July 1, 2004 												
Magnus Hellberg	39	2013-14	1	12	5.00	0	0	0	0	1	4	.750
<ul style="list-style-type: none"> » Selected by Nashville in the second round (38th overall) of the 2011 NHL Draft on June 25, 2011 » Traded to NY Rangers for a sixth-round pick (Pavel Koltygin) in the 2017 NHL Draft on July 1, 2015 												
Carter Hutton	30	2013-16	75	4074	2.55	33	23	12	4	173	1920	.910
<ul style="list-style-type: none"> » Signed as a free agent on July 5, 2013 » Became a free agent on July 1, 2016 												
Jan Lasak	35	2001-03	6	267	4.04	0	4	0	0	18	143	.874
<ul style="list-style-type: none"> » Selected by Nashville in the second round (65th overall) of the 1999 NHL Draft on June 26, 1999 » Became a free agent on July 1, 2004 												
Michael Leighton	49	2006-07	1	20	6.00	0	0	0	0	2	10	.800
<ul style="list-style-type: none"> » Claimed on waivers from Anaheim on Nov. 27, 2006 » Claimed on waivers by Philadelphia on Jan. 11, 2007 												
Anders Lindback	49	2010-12	38	1923	2.53	16	13	2	2	81	940	.914
<ul style="list-style-type: none"> » Selected by Nashville in the seventh round (207th overall) of the 2008 NHL Draft on June 21, 2008 » Traded to Tampa Bay with Kyle Wilson and Nashville's seventh-round pick (Nikita Gusev) in the 2012 NHL Draft for Sebastian Caron, Minnesota's second-round pick (Pontus Aberg) and Philadelphia's second-round pick (Colton Sissons) in the 2012 NHL Draft and Tampa Bay's third-round pick (Jonathan-Ismael Diaby) in the 2013 NHL Draft » Signed as a free agent on July 1, 2017 » Became a free agent on July 1, 2018 												
Chris Mason	30	1998-01; 2003-06; 2012-13	135	7133	2.61	58	43	12	12	310	3548	.913
<ul style="list-style-type: none"> » Acquired from Anaheim with Marc Moro for Dominic Roussel on Oct. 5, 1998 » Became a free agent on July 1, 2002 » Claimed from Florida in the 2003 NHL Waiver Draft on Oct. 3, 2003 » Traded to St. Louis for NY Rangers' fourth-round pick (traded to NY Rangers; NY Rangers selected Dale Weise) in the 2008 NHL Draft on June 20, 2008 » Signed as a free agent on July 1, 2012 » Became a free agent on July 1, 2013 												
Marek Mazanec	39	2013-17	31	1653	2.98	8	13	0	2	82	784	.895
<ul style="list-style-type: none"> » Selected by Nashville in the sixth round (179th overall) of the 2012 NHL Draft on June 23, 2012 » Mutually terminated his contract on July 26, 2017 												
Tomas Vokoun	29	1998-07	383	21789	2.54	161	159	46	21	922	10579	.913
<ul style="list-style-type: none"> » Claimed from Montreal in the 1998 NHL Expansion Draft on June 26, 1998 » Traded to Florida for a second-round pick (Nick Spaling) in the 2007 NHL Draft and a first-round pick (traded to NY Islanders; NY Islanders selected Josh Bailey) and second-round pick (traded to NY Islanders; NY Islanders selected Aaron Ness) in the 2008 NHL Draft on June 22, 2007 												



FRANCHISE TIMELINE

December 18, 1996: The \$160 million Nashville Arena (now known as Bridgestone Arena) opened with Amy Grant's Tennessee Christmas.

June 25, 1997: Leipold Hockey Holdings, LLC, was granted a conditional franchise by the NHL Board of Governors.

July 1, 1997: Jack Diller was named the first president of the Nashville Predators.

July 9, 1997: David Poile was named the first general manager in franchise history.

August 6, 1997: Barry Trotz was named as Nashville's first head coach and Paul Gardner was named an assistant coach.

September 25, 1997: Craig Leipold and Jack Diller unveiled the saber-toothed tiger logo at the downtown First American building (now known as the UBS Tower), the site of a saber-toothed tiger discovery in August 1971.

September 27, 1997: The Ice Breaker Bash kicked off season-ticket sales at Bridgestone Arena and attracted more than 12,000 hockey fans for three hours of hockey demonstrations, displays and interactive games.



November 13, 1997: Craig Leipold and Jack Diller unveiled "Predators" as the franchise's name (as selected by fans) at the Wildhorse Saloon in front of inaugural season-ticket holders and fans.

February 12, 1998: Head Coach Barry Trotz and Assistant Coach Paul Garden unveiled the Predators' inaugural home and away jerseys in front of 2,000 fans at Cool Springs Galleria.

May 4, 1998: The National Hockey League officially announced the Nashville Predators as the 27th franchise in League history.

June 19, 1998: Brent Peterson was named an assistant coach.

June 26, 1998: The Predators selected 26 players in the NHL Expansion Draft.

June 27, 1998: The Nashville Predators became the 27th NHL team to participate in the NHL Draft. Nashville selected David Legwand with the second overall pick.

July 6, 1998: Nashville signed free agent Tom Fitzgerald and named him the first captain in franchise history.



October 10, 1998: The Predators hosted the franchise's first NHL game against the Florida Panthers. In front of a sold-out crowd of 17,298, Florida's Ray Whitney scored the only goal of the 1-0 game.

October 13, 1998: Nashville defeated the Carolina Hurricanes, 3-2, to record the first victory in franchise history. Andrew Brunette scored the first goal in franchise history at 5:12 of the first period.

January 24, 1999: Sergei Krivokrasov became the first Predators player to appear in an NHL All-Star Game, playing for the World All-Stars at Tampa Bay's Ice Palace.

February 1, 1999: The Predators opened their practice facility at Centennial Sportsplex.


April 17, 1999: The Nashville Predators closed out their inaugural season with a 4-3 loss to the New Jersey Devils. The Predators drew a total of 664,000 fans (average of 16,202; 94 percent capacity) and compiled a 28-47-7 record.

October 6-7, 2000: The Predators opened the 2000-01 season with a two-game series against the Pittsburgh Penguins at the Saitama Super Arena outside Tokyo, Japan. Both games finished with a 3-1 score, with Nashville winning the first contest and Pittsburgh claiming the second. The two games drew the two largest crowds to ever witness hockey games in Japan (13,849 for the first game; 13,426 for the second).

March 23, 2001: General Manager David Poile was one of three recipients of the 2001 Lester Patrick Award, presented annually for "outstanding service to hockey in the United States."

November 21, 2001: The Predators unveiled an alternate jersey. The gold sweater featured an animated saber-toothed tiger logo on the crest and a pair of tiger skulls on the shoulders. It was worn through the 2006-07 season.

October 8, 2002: Greg Johnson was named the second captain in team history. Scott Walker also wore the "C" on an interim basis (Jan. 12-27) for Nashville in 2002-03.



June 21-22, 2003: The Predators hosted the 2003 NHL Draft at Bridgestone Arena and made 13 total picks, including eight of the first 98 players selected in what has since become known as the top-producing draft in NHL history. More than 13,000 fans attended the two-day event, which had an estimated economic impact of nearly \$10 million on the Middle Tennessee area.

February 8, 2004: For the first time since the team's inaugural season, Nashville was represented in the NHL All-Star Game. Kimmo Timonen (who was named to the game in 1999 but did not participate due to injury) and Tomas Vokoun both played for the Western Conference at the Xcel Energy Center in St. Paul, Minn.

April 3, 2004: On the second-to-last day of the 2003-04 regular season, a loss by the Edmonton Oilers clinched the Predators' first-ever berth in the Stanley Cup Playoffs.

April 7, 2004: The Predators took on the top-seeded Red Wings at Joe Louis Arena in the franchise's first playoff game. Despite Adam Hall's goal just 16 seconds into the game - the first post-season goal in franchise history - Detroit held on for a 3-1 win.

April 11, 2004: In the first home playoff game in team history, the Predators earned their first playoff victory, a 3-1 decision over Detroit.

August 5, 2005: The Predators announced the signing of free-agent forward and future Hall of Famer Paul Kariya, the first First-Team NHL All-Star to sign with Nashville.

October 8, 2005: In their second game of the 2005-06 season, the Predators won their first shootout, a 3-2 victory over Anaheim. Paul Kariya scored the game-deciding shootout goal against his former team.

March 18, 2006: Nashville defeated Calgary, 9-4, at Bridgestone Arena for its 40th win of the 2005-06 season, clinching the first 40-win campaign in team history. The Predators ended the season with a 49-25-8 record and led the NHL with 32 home wins.





FRANCHISE TIMELINE

April 18, 2006: Paul Kariya notched a hat trick as part of a four-point game (3g-1a) in Nashville's 6-3 win over Detroit in the team's 2005-06 regular-season finale. Kariya finished the season with 31 goals and 85 points, the latter being a franchise record. Steve Sullivan also netted 31 goals, and he and Kariya became the first Predators teammates to score at least 30 goals in a season.

January 24, 2007: Kimmo Timonen represented Nashville in the 55th NHL All-Star Game in Dallas, Texas, while Head Coach Barry Trotz served as an assistant coach for the Western Conference.

February 15, 2007: The Predators acquired Hall-of-Fame center Peter Forsberg from the Philadelphia Flyers for the 2007 stretch run.



April 5, 2007: With a 4-1 win over the St. Louis Blues, Nashville hit the 50-win mark for the first time in franchise history. The Predators finished the 2006-07 regular season with a 51-23-8 record and a then-franchise-record 110 points.

May 22, 2007: *The Sporting News* named Predators GM David Poile its NHL Executive of the Year and Head Coach Barry Trotz its Coach of the Year in its 2006-07 awards. Both honors were determined by a vote by their peers.

August 1, 2007: Nashville owner Craig Leipold announced the signing of a letter of intent to sell the Nashville Predators and Powers Management (the company that operates Bridgestone Arena) to a local ownership group.

September 12, 2007: Jason Arnott is named the fourth captain in franchise history.

November 29, 2007: The NHL's Board of Governors approved the proposed sale of the Nashville Predators to Predators Holdings LLC.

December 1, 2007: David Legwand recorded three points (1g-2a) in the third period of a 5-4 shootout win at Montreal. His first point (a goal) was the 302nd of his NHL career, moving him past Kimmo Timonen into sole possession of first place on the franchise's all-time scoring list.

December 7, 2007: Predators Holdings LLC completed its purchase of the Nashville Predators and Powers Management for \$193 million from Craig Leipold and took over the day-to-day operation of the Predators and Bridgestone Arena.

December 11, 2007: The Predators' new ownership group introduced Ed Lang as the organization's President of Business Operations and David Poile as President of Hockey Operations/General Manager.

January 27, 2008: Captain Jason Arnott represented Nashville in the 56th NHL All-Star Game in Atlanta, becoming the fourth Predators player to represent the club in the mid-season classic.

January 25, 2009: Defenseman Shea Weber became the first Predators draft pick to represent the club in an All-Star Game.

June 18, 2009: Steve Sullivan became Nashville's first NHL award recipient, winning the Bill Masterton Trophy, given to the player who "best exemplifies the qualities of perseverance, sportsmanship and dedication to hockey." Sullivan returned on Jan. 10, 2009 from a 23-month absence due to injury.



February 23, 2010: The Predators and Bridgestone Americas, Inc., announced a multi-year naming rights and marketing partnership for the team's venue, naming it Bridgestone Arena.

February 28, 2010: Nashville defenseman Shea Weber (Canada) and Ryan Suter (United States) clashed in the gold medal game of the 2010 Vancouver Winter Olympics. Weber's Canadian squad claimed gold with a 3-2 overtime victory, with Suter earning silver while logging a game-high 31:31 of ice time. Weber was named to the Olympic All-Tournament Team.



March 1, 2010: The Predators ownership group announced a change in the leadership of its board of directors, as Tom Cigarra became the club's new chairman.

April 16, 2010: Led by two tallies by J-P Dumont, the Predators scored four straight third-period goals to claim a 4-1 victory over Chicago in Game 1 of their Western Conference Quarterfinal series. It is the first road playoff win in franchise history.

April 28, 2010: Predators Head Coach Barry Trotz is named a finalist for the Jack Adams Award, given annually to the NHL's top coach. It's the second time in franchise history someone from the organization is nominated for an NHL award. One week later, General Manager David Poile is revealed as one of three finalists for the inaugural GM of the Year Award.

July 8, 2010: Shea Weber is named the fifth captain in franchise history.

August 10, 2010: The Predators name Jeff Cogen as CEO and Sean Henry as President and COO.

January 30, 2011: Captain Shea Weber participated in his second straight All-Star Game, forming a pairing with future Hall-of-Famer Nicklas Lidstrom to post a +6 rating while racking up four assists, becoming just the second defenseman in All-Star Game history to amass four helpers.

February 10, 2011: The Predators acquired center Mike Fisher from the Ottawa Senators for two draft picks. Fisher would go on to post eight points in the team's final seven regular-season games to secure a playoff berth, then lead the team with six points in six contests during their first playoff series victory in franchise history.



February 26, 2011: Brentwood, Tenn., native and Predators 2006 second-round pick Blake Geoffrion made his NHL debut, becoming the first Tennessee native and first fourth-generation NHLer to appear in the League. He scored his first goal two games later at Edmonton and became the youngest player in franchise history to notch a hat trick in his 11th career NHL game on March 20 at Buffalo.

April 20, 2011: General Manager David Poile is the first of four in the organization to earn a nomination for the 2011 NHL Awards, becoming the finalist for the GM of the Year Award in each of its first two years of existence. Two days later, Pekka Rinne is nominated for the Vezina Trophy, followed by Shea Weber being named a finalist for the Norris Trophy three days later. Head Coach Barry Trotz capped the parade to Las Vegas with his second straight Jack Adams nomination four days later, giving Nashville the second-most nominees at the Awards show.



FRANCHISE TIMELINE

April 22, 2011: Nashville's spring of "firsts" began as Jerred Smithson scored at 1:57 of overtime to lift the Predators to a 4-3 victory at the Honda Center in Anaheim. It was the Predators' first playoff overtime victory, first Game 5 victory and the first time winning three games in a playoff year. In Game 6, the Predators topped the Ducks, 4-2, at Bridgestone Arena to win their first playoff series in franchise history.



April 30, 2011: Predators rookie forward Matt Halischuk ended Game 2 of the Western Conference Semifinals at 14:51 of double overtime, putting a shot over Vancouver goaltender Roberto Luongo's glove for a 2-1 win at Rogers Arena. The win tied the series at 1-1.

May 3, 2011: The Predators played their first game in the month of May before a sell-out crowd of 17,113 at Bridgestone Arena.

November 3, 2011: On his 29th birthday, goaltender Pekka Rinne signed a seven-year, \$49 million contract, then proceeded to shut out the Phoenix Coyotes that night, stopping 35 shots in a 3-0 victory.

November 12, 2011: The franchise played its 1,000th regular-season NHL game against the Montreal Canadiens. David Poile became his first general manager in NHL history to record 1,000 games with two separate franchises (Washington from 1982-97) while Barry Trotz became just the fourth coach to spend 1,000 games behind the bench of a single franchise.

January 29, 2012: The defensive duo of Shea Weber and Ryan Suter represented the Predators at the 2012 NHL All-Star Game.

March 22, 2012: The Nashville Predators announced the results of a study that found the team and Bridgestone Arena generate an annual economic impact of approximately \$410 million and support more than 2,350 jobs annually.

March 30, 2012: Nashville recorded the 500th regular-season victory in club history with a 4-1 victory over the Detroit Red Wings at Joe Louis Arena. The Predators hit the milestone in 1,062 games, the fewest in the post-1990 expansion era. David Poile became the first GM to guide two separate clubs to 500 wins, and Barry Trotz became just the fifth bench boss to post 500 wins with a single team.

April 20, 2012: With a 2-1 victory at Bridgestone Arena, the Predators eliminated the Detroit Red Wings in five games of their Western Conference Quarterfinal series. It was Nashville's first postseason series victory over Detroit and made the Predators the only team in the Western Conference to advance to the Second Round in both 2011 and 2012.



June 20, 2012: For the second consecutive season, four members of the organization were finalists at the NHL Awards in Las Vegas. Mike Fisher became the second award winner in franchise history, earning the NHL Foundation Award, which recognizes an NHL player who applies the core values of hockey - commitment, perseverance and teamwork - to enrich the lives of people in his community. Both Pekka Rinne (Vezina) and Shea Weber (Norris) were finalists for awards given to the top players at their respective positions for the second straight season, while David Poile was nominated for the GM of the Year Award for the third straight campaign.

April 23, 2013: The Nashville Predators announced the formation of the Nashville Predators Alumni Association.

May 21, 2014: Phil Housley, the all-time leading scorer among U.S.-born defensemen, is named an assistant coach.

January 9, 2014: Bridgestone Arena officially opened the SoBro entrance at the corner of Fifth Avenue and Demonbreun Street, one of several stages of renovations done to continually improve patrons' experiences in the building. The SoBro entrance is home to Pete & Terry's Tavern, Bridgestone Arena's first outside accessible restaurant featuring indoor and outdoor seating, food and more than 60 beer options.

March 1, 2014: Spearheaded by the generosity of Predators Captain Shea Weber and goaltender Pekka Rinne, the Predators Foundation announced the rebranding of the Nashville Predators Pediatric Cancer Fund at Monroe Carell Jr. Children's Hospital at Vanderbilt to the 365 Pediatric Cancer Fund. As part of the 365 Fund, Weber and Rinne purchased two suites at Bridgestone Arena and will host patients and families from the Monroe Carell Jr. Children's Hospital.

April 10, 2014: The Nashville Predators and Scott Hamilton announced the formation of the Scott Hamilton Skating Academy at Ford Ice Center. Hamilton will serve as active principal in the Academy, helping develop the curriculum for learn-to-skate and figure skating programs.

May 6, 2014: Peter Laviolette, a Stanley Cup winner with the Carolina Hurricanes in 2006, is named the franchise's second head coach. Kevin McCarthy also joined the organization as an assistant coach.

September 12, 2014: Eleven months after the Nashville Predators and the Metro Nashville Government broke ground on the new recreation center and ice rink development at Global Mall at the Crossings in Antioch, Tenn., Ford Ice Center officially opened to the public. Ford Ice Center, named in partnership with the Mid-South Ford Dealers, is a component of a public-private partnership between the Nashville Predators and Metro to help continue the growth of hockey and all forms of recreational ice skating in Middle Tennessee.



October 17, 2014: In a press conference at Bridgestone Arena that included NHL Commissioner Gary Bettman; Nashville Mayor Karl Dean; Predators CEO Jeff Cogen; and Bridgestone Americas President and CEO Gary Garfield, the NHL announced that the Nashville Predators and Bridgestone Arena would host the 2016 NHL All-Star Weekend on Jan. 30-31, 2016.

January 24-25, 2015: After securing the best record in the NHL at the midpoint of the season on Jan. 10, the Nashville Predators' coaching staff - led by Head Coach Peter Laviolette - represented the club at the 2015 NHL All-Star Weekend. They are joined by Shea Weber, making his fourth consecutive All-Star Weekend appearance, and rookie Filip Forsberg. Pekka Rinne was also named but did not participate due to injury. Weber won the Hardest Shot Competition with a 108.5 mph blast, while Forsberg became the first Preds player to score in an All-Star Game, tallying twice for Team Toews.



FRANCHISE TIMELINE

February 21, 2015: Bridgestone Arena was named 2014 Arena of the Year by Pollstar Magazine, an industry-leader in concert industry, sports and entertainment news. This marked the first time that Bridgestone Arena had taken home the top venue honor after being nominated 11 times, including in each of the previous eight years, and the first time a building not in California or New York had won the award since its inception in 1989.

April 24, 2015: For the third time in five seasons, goaltender Pekka Rinne was named a finalist for the Vezina Trophy after tying for second in the NHL in wins (41), ranking third in goals-against average (2.18) and seventh in save percentage (.923). Less than two weeks later, Head Coach Peter Laviolette was named a finalist for the Jack Adams Award for the second time in his career after leading the club back to the playoffs in his first season behind the team's bench.

October 13, 2015: Bridgestone Arena was named the Venue of the Year by the International Entertainment Buyers Association (IEBA) during its annual honors and awards ceremony.

October 29, 2015: The Predators announced an executive leadership transition that saw Jeff Cohen step down as CEO and President/COO Sean Henry assume the role, effective Dec. 1, 2015.

January 6, 2016: In the blockbuster trade of the 2015-16 season, the Predators acquired their long-coveted No. 1 center in All-Star Ryan Johansen. To acquire Johansen, the Predators sent promising young defenseman Seth Jones to the Columbus Blue Jackets.

January 28-31, 2016: The city of Nashville and the Predators hosted what is widely regarded as the most successful All-Star Weekend in NHL history. In addition to an outdoor concert series, red carpet ceremony attended by tens of thousands of fans and picture-perfect weather, the game was played as a 3-on-3 tournament for the first time ever. The economic impact on the city was estimated at more than \$25 million.



April 29, 2016: After staving off elimination with a 3-1 victory over Anaheim in Game 6 of their First Round series two nights earlier, the Predators participated in - and won - their first Game 7 in franchise history, taking down the Pacific Division-winning Ducks, 2-1, at the Honda Center. The win meant Nashville would advance to the Second Round for the third time in franchise history.

May 5, 2016: In Game 3 of their Second Round series, the Predators and San Jose Sharks played the longest game in franchise history, with Nashville prevailing on a Mike Fisher goal 1:12 into triple overtime.

May 10, 2016: Facing elimination on home ice for the second consecutive series, the Preds received a goal from rookie Viktor Arvidsson at 2:03 of overtime in Game 6 to again force a Game 7.

June 22, 2016: Shea Weber won the 2016 Mark Messier Leadership Award at the 2016 NHL Awards, becoming the third player in franchise history to win an NHL award. Weber was personally selected by Messier for the award.

June 29, 2016: In the biggest transaction in franchise history, and one of the largest one-for-one player trades in NHL history, the Predators acquired Norris Trophy-winning defenseman P.K. Subban from the Montreal Canadiens for team captain Shea Weber.



September 8, 2016: Mike Fisher is named the seventh captain in franchise history.

October 21, 2016: ESPN released its annual "Ultimate Standings" report, with the Predators ranking first overall in the categories of fan relations, affordability and stadium experience. Overall, the club is second out of 30 NHL teams and sixth out of all 122 professional sports teams throughout the NHL, NFL, MLB and NBA.

January 3, 2017: Nashville Predators defenseman P.K. Subban was named captain of the Central Division All-Star team for the 2017 NHL All-Star Weekend in Los Angeles on Jan. 28-29. He became the first Predators player to be named a captain or starter of an NHL All-Star Team.

January 25, 2017: The Nashville Predators and Allstate Foundation announced a major investment in AMEND, the violence prevention program of the YWCA Nashville & Middle Tennessee. The Predators made a commitment of \$500,000 over a five-year period to support the initiative.

March 2, 2017: The Nashville Predators announced the development of a new ice rink at One Bellevue Place. This is the second location the Predators have created to grow the sport of hockey throughout Middle Tennessee, the first being Ford Ice Center Antioch. The Predators are now involved in three of Nashville's biggest recreational operations in Ford Ice Center, Centennial Sportsplex and Bellevue.

April 4, 2017: The Predators wrap up the home portion of their regular-season schedule by setting several attendance records. The team played to 100.2 percent capacity during the 2016-17 regular season, setting the single-season franchise attendance record with 703,555 fans, with a franchise-best 41 games being recorded as sellouts, the first time in franchise history.

April 20, 2017: The No. 8-seeded Predators completed the first playoff series sweep in franchise history, taking down the No. 1-seeded Chicago Blackhawks, 4-1, in Game 4 of their First Round series.

May 7, 2017: The Nashville Predators beat the St. Louis Blues in Game 6 of their Second Round series to advance to the Western Conference Final for the first time in franchise history.

May 18, 2017: The Preds took to the ice in Game 4 of the Western Conference Final against the Anaheim Ducks in front of 17,423 fans, setting the franchise record for single-game hockey attendance at Bridgestone Arena.



May 22, 2017: Led by a Colton Sissons hat trick, the Predators defeated the Anaheim Ducks in Game 6 of the Western Conference Final to advance to the Stanley Cup Final for the first time in franchise history.

June 15, 2017: The Nashville Convention and Visitors Corporation estimated the overall economic impact from a record 11 home playoff games for the Predators exceeded \$50 million, including \$8 million for each game of the Stanley Cup Final. Game 6 of the Stanley Cup Final was on the same weekend as CMA Fest, whose events gathered more than 100,000 people downtown and an estimated \$2.7 million for Nashville in sales tax.

June 21, 2017: Predators GM David Poile was named the 2017 NHL General Manager of the Year at the 2017 NHL Awards at T-Mobile Arena in Las Vegas, winning the award for the first time in his fourth nomination for the honor since its inception in 2010, the most of any GM.

June 26, 2017: Former Nashville Predators forward Paul Kariya was selected into the Hockey Hall of Fame. Kariya is the all-time, single-season points leader for the Preds and played in Nashville for two seasons.



FRANCHISE TIMELINE

July 20, 2017: The Predators named Dan Muse an assistant coach after the departure of Phil Housley to become the head coach of the Buffalo Sabres. Nashville also promoted Kevin McCarthy to associate coach.

August 3, 2017: Captain Mike Fisher announced his retirement from the NHL.

September 19, 2017: Roman Josi is named the eighth captain in franchise history; Ryan Ellis was chosen as associate captain, while Filip Forsberg, Ryan Johansen and Mattias Ekholm were selected as assistant captains.



October 10, 2017: In front of a sold-out crowd at Bridgestone Arena, the 2017 Western Conference Championship banner, the first in franchise history, was raised to the rafters.

October 23, 2017: ESPN named the Nashville Predators their No. 1 franchise in professional sports across all categories, including value, fan experience and online content.

January 28, 2018: Peter Laviolette, P.K. Subban (Central Division captain) and Pekka Rinne represented the Predators at the 2018 NHL All-Star Game in Tampa, Fla.

February 9, 2018: Bridgestone Arena was named Arena of the Year by Pollstar Magazine for the second time in building history.

February 27, 2018: Roman Josi tied the franchise record for points (5) and assists (5) in a single game in Nashville's 6-5 victory over Winnipeg at Bell MTS Place.

March 1, 2018: Predators GM David Poile became the winningest GM in NHL history with his 1,320th victory in a game against Edmonton.

March 8, 2018: Nashville extended its franchise-record win streak to 10 games with a 4-2 victory over Anaheim at Bridgestone Arena.

March 29, 2018: Nashville hosted its 100th straight sellout, a century mark of regular-season and playoff contests that have seen at least 17,113 patrons in the building for every game over the past two calendar years.

April 5, 2018: Nashville clinched its first-ever Presidents' Trophy, Central Division title and No. 1 seed in the Western Conference.

May 22, 2018: Predators GM David Poile announced the promotions of Jeff Kealty to Assistant General Manager and Director of Scouting; Brian Poile to Assistant General Manager and Director of Hockey Operations; and Scott Nichol to General Manager of the Milwaukee Admirals and Director of Player Development.



June 20, 2018: Pekka Rinne won the Vezina Trophy as the NHL's top goaltender for the 2017-18 regular season. In doing so, he became the first player in team history to win a performed-based NHL award.

August 9, 2018: Predators President of Hockey Operations/General Manager David Poile is named to the U.S. Hockey Hall of Fame Class of 2018.

August 14, 2018: Defenseman Ryan Ellis signed an eight-year, \$50 million contract that will keep him in Nashville through the 2026-27 season.

October 9, 2018: Prior to their home opener against Calgary, the Predators raised banners commemorating their Presidents' Trophy, Central Division title and regular-season Western Conference championship from the 2017-18 campaign.

November 3, 2018: On his 36th birthday, Pekka Rinne signed a two-year, \$10 million contract and posted a 1-0 shutout over the Boston Bruins at Bridgestone Arena.

November 10, 2018: The Predators defeated the Dallas Stars, 5-4 in overtime at the American Airlines Center for their eighth consecutive road victory to start the season, the third-longest season-opening streak in NHL history.

December 12, 2018: Predators GM David Poile was inducted into the U.S. Hockey Hall of Fame during a ceremony at the JW Marriott in Nashville.

December 31, 2018: Predators players, coaches and staff invited their mothers on the first-ever Mothers Trip to Washington, D.C. With their moms in the crowd, the Predators defeated the defending Stanley Cup champion Capitals, 6-3, on New Year's Eve.

January 10, 2019: The Predators' ownership group announced that Herbert Fritch will assume the role of Chairman of the team's Board of Directors.

January 15, 2019: Viktor Arvidsson notched a hat trick against the Washington Capitals, becoming the fifth Preds player to record one in the 2018-19 season, a franchise record.

January 21, 2019: With a 4-1 victory over the Colorado Avalanche, Predators Head Coach Peter Laviolette became the second U.S.-born coach to win 600 NHL games.

January 24-26, 2019: Predators Captain Roman Josi and goaltender Pekka Rinne represented the team at the 2019 NHL All-Star Weekend in San Jose, Calif.



April 6, 2019: Nashville clinched its second consecutive Central Division title, Viktor Arvidsson scored his franchise-record 34th goal of the season and Dante Fabbro recorded his first career goal in the team's regular-season finale, a 5-2 win over Chicago at Bridgestone Arena.





FRANCHISE TIMELINE

May 20, 2019: The Academy of Country Music named Bridgestone Arena its Large Capacity Venue of the Year for 2018.

May 29, 2019: The Predators entered an affiliation agreement with the ECHL's Florida Everblades, who will function as a developmental affiliate for Nashville and its primary developmental affiliate, the AHL's Milwaukee Admirals.

June 4, 2019: Dan Lambert joined Peter Laviolette's staff as an assistant coach. Later in the month, the Predators added Rob Scuderi, Sebastien Bordeleau and Dave Rook to their hockey operations staff to assist in developing Preds prospects.

June 20, 2019: The Metro Nashville Sports Authority approved the lease agreement that will keep the Predators at Bridgestone Arena through 2049. Under the new lease, the Metro Davidson County General Fund is relieved from all obligations of supporting Bridgestone Arena and the Predators, and existing in-arena revenue streams will be used to maintain, improve and expand the building while eliminating Metro's guarantees.

July 1, 2019: The Predators signed two-time NHL All-Star and Olympic gold medalist Matt Duchene to a seven-year, \$56 million contract on the first day of free agency.

August 15, 2019: The Nashville Predators Foundation announced a multi-year partnership and naming rights deal with Nashville-based SmileDirectClub.

September 2019: In an ongoing effort to give fans, players and performers the best possible facilities and atmosphere, Bridgestone Arena completed another renovation of \$10 million, which includes a new, center-hung scoreboard and Hap & Harry's Taproom, a new premium suite area. The renovation total in the last nine years has reached nearly \$85 million.

September 29, 2019: Bridgestone Americas, Inc., and the Nashville Predators jointly celebrated the beginning of a new hockey season by announcing an extension to their naming rights agreement for Bridgestone Arena through 2030.

October 12, 2019: The Predators opened their second twin-rink facility in the Middle Tennessee area, Ford Ice Center Bellevue.

October 12, 2019: The Predators signed Roman Josi to an eight-year, \$72.472 million contract that will keep the team's captain in Nashville through 2027-28.

January 1, 2020: Playing in front of 85,630 fans - the second-most attended game in NHL history - the Predators took on the Dallas Stars in the 2020 Bridgestone NHL Winter Classic at the Cotton Bowl in Dallas.



January 7, 2020: The Predators name John Hynes as the third head coach in franchise history.

January 22, 2020: The County Music Association announced Bridgestone Arena as its Venue of the Year for 2019; it was the building's second win in the category, with the first coming in 2017.



January 31, 2020: The Predators and Tennessee State University entered a partnership to raise money and awareness for the "1 Million in 1 Month" campaign, an initiative to raise financial aid for TSU students.

February 16, 2020: The Predators hosted NBC and USA Hockey's Hockey Day in America on the Bridgestone Arena plaza in a day filled with activities devoted to the impact and influence of hockey in the United States.

April 6, 2020: The Nashville Predators Foundation empowered by SmileDirectClub announced it would distribute 168 grants to local non-profits, totaling a record-breaking \$700,000.

April 14, 2020: The Predators raised a total of \$2.7 million in funds that were delivered to help address tornado relief efforts and those impacted by COVID-19 through the collaborative efforts of the Predators, the Predators Foundation, Bridgestone Arena and the Ford Ice Centers.

September 10, 2020: The Predators named Dan Hinote, a Stanley Cup champion as a player with Colorado in 2001, as an assistant coach. Later in the month, Todd Richards, who won the 2020 Stanley Cup as an assistant with Tampa Bay, was added to John Hynes' staff as an assistant.

September 21, 2020: Predators Captain Roman Josi won the 2020 Norris Trophy, awarded annually to the NHL's best defenseman. Josi won the Norris Trophy after posting the best statistical season of his career, establishing highs in points (65), goals (16) and assists (49) while becoming the first player in Predators history to win the award. Two days later, the Predators surprised Josi with a celebration event at Bridgestone Arena, and the City of Nashville and State of Tennessee declared Sept. 23, 2020 as "Roman Josi Day."

October 6, 2020: The Predators selected Russian goaltender Iaroslav Askarov with the 11th overall pick in the 2020 NHL Draft, held virtually at Bridgestone Arena.

October 15, 2020: The Nashville Predators and Ford Ice Centers, in conjunction with the National Hockey League and National Hockey League Players' Association, announced they will invest \$504,000 into the development of girls hockey and learn-to-skate programs in Middle Tennessee over the next two years as part of the League's Industry Growth Fund (IGF).

November 12, 2020: The Predators and Montgomery County broke ground on the new Multi-Purpose Event Center in Clarksville, Tenn., northwest of Nashville. The facility is scheduled to open in 2022.



ALL-TIME TRADES & ACQUISITIONS

June 1, 1998: Acquired forward Marian Cisar from Los Angeles for future considerations.

June 4, 1998: Signed free-agent defenseman Jayson More.

June 8, 1998: Signed free-agent forward Rob Valicevic.

June 11, 1998: Signed free-agent forward Mark Mowers.

June 26, 1998: Selected 26 players in the NHL Expansion Draft: Chris Armstrong (Florida); Blair Atcheynum (St. Louis); Joel Bouchard (Calgary); Bob Boughner (Buffalo); Paul Brousseau (Tampa Bay); Doug Brown (Detroit); Andrew Brunette (Washington); Frederic Chabot (Los Angeles); Patrick Cote (Dallas); J.J. Daigneault (NY Islanders); Doug Friedman (Edmonton); Tony Hrkac (Pittsburgh); Al Iafrate (San Jose); Greg Johnson (Chicago); Uwe Krupp (Colorado); Denny Lambert (Ottawa); Mike Richter (NY Rangers); Mikhail Shtalenkov (Anaheim); John Slaney (Phoenix); Mike Sullivan (Boston); Tomas Vokoun (Montreal); Scott Walker (Vancouver); and Rob Zettler (Toronto).

Acquired forward Darren Turcotte and St. Louis' highest compensatory selection in the 1999 NHL Draft (traded to Florida; Florida selected Alex Auld) from St. Louis for future considerations. Acquired goaltender Dominic Roussel and defenseman Jeff Staples from Philadelphia for a seventh-round pick (Cam Ondrik) in the 1998 NHL Draft. Acquired defenseman Jan Vopat and Kimmo Timonen from Los Angeles for future considerations. Acquired forward Sergei Krivokrasov from Chicago for future considerations. Acquired forward Jim Dowd from Calgary for future considerations. Acquired forward Ville Peltonen from San Jose for a fifth-round pick (traded to Phoenix; Phoenix selected Josh Blackburn) in the 1998 NHL Draft. Acquired forward Sebastien Bordeleau from Montreal for future considerations. Acquired a fifth-round pick (Martin Beauchesne) in the 1998 NHL Draft from Colorado for future considerations.

June 27, 1998: Acquired a first-round pick (David Legwand) and third-round pick (Geoff Koch) in the 1998 NHL Draft from San Jose for a first-round pick (Brad Stuart) and second-round pick (Jonathan Cheechoo) in the 1998 NHL Draft. Signed free-agent forward Patric Kjellberg.

Selected forwards Denis Arhipov, Martin Bartek, Craig Brunel, Geoff Koch and David Legwand; and defensemen Martin Beauchesne, Kent Sauer and Karlis Skratins in the 1998 NHL Draft.

June 30, 1998: Acquired a seventh-round pick (Kyle Kettles) in the 1999 NHL Draft from Phoenix for forward Mike Sullivan.

July 6, 1998: Signed free-agent forward Tom Fitzgerald.

July 7, 1998: Acquired forward Vitali Yachmenev from Los Angeles for future considerations.

July 9, 1998: Signed free-agent forward David Gosselin. Traded forward Tony Hrkac to Dallas for future considerations.

July 13, 1998: Signed free-agent forward Matt Henderson.

July 14, 1998: Acquired forward Petr Sykora, a third-round pick (traded to Edmonton; Edmonton selected Mike Comrie) in the 1999 NHL Draft and a conditional pick (Alexandre Krevsun) in the 1999 NHL Draft from Detroit for forward Doug Brown.

July 16, 1998: Signed free-agent forward Brad Smyth.

July 20, 1998: Goaltender Frederic Chabot claimed on waivers by Los Angeles.

August 6, 1998: Signed free-agent defenseman Jamie Heward.

August 19, 1998: Signed free-agent defenseman Shannon Finn and Kaj Linna.

October 1, 1998: Acquired defensemen Drake Berehowsky and Greg de Vries and goaltender Eric Fichaud from Edmonton for forward Jim Dowd and goaltender Mikhail Shtalenkov.

October 5, 1998: Acquired defenseman Marc Moro and goaltender Chris Mason from Anaheim for goaltender Dominic Roussel. Claimed forward Zdeno Ciger from Edmonton in the 1998 NHL Waiver Draft.

October 12, 1998: Signed free-agent defenseman Jeff Kealty.

October 25, 1998: Acquired a third-round pick (traded to Colorado; Colorado selected Branko Radivojevic) in the 1999 NHL Draft from Colorado for defenseman Greg de Vries.

October 28, 1998: Signed free-agent forward Bobby Russell.

October 31, 1998: Acquired forward Cliff Ronning and defenseman Richard Lintner from Phoenix for future considerations.

January 13, 1999: Traded defenseman J.J. Daigneault to Phoenix for future considerations.

January 26, 1999: Acquired defenseman Sergei Klimentiev from Philadelphia for future considerations.

March 12, 1999: Claimed defenseman Dan Kecmer on waivers from Dallas.

March 23, 1999: Acquired a sixth-round pick (Zbynek Irgl) in the 2000 NHL Draft from St. Louis for forward Blair Atcheynum.

April 19, 1999: Acquired defenseman Bubba Berenzweig from the NY Islanders for a fourth-round pick (Johan Halvarsson) in the 1999 NHL Draft.

May 3, 1999: Traded forward Brad Smyth to the NY Rangers for future considerations.

May 4, 1999: Signed free-agent forward Danny Riva.

June 17, 1999: Signed free-agent defenseman Jayme Filipowicz.

June 21, 1999: Acquired a conditional pick (Matt Hendricks) in the 2000 NHL Draft from Atlanta for forward Andrew Brunette.

June 22, 1999: Traded forward Jeff Nelson to Washington for future considerations.

June 26, 1999: Acquired Toronto's fourth-round pick (Yevgeny Pavlov) in the 1999 NHL Draft and future considerations from Carolina for goaltender Eric Fichaud. Acquired forward Phil Crowe from Atlanta for future considerations. Acquired defenseman Craig Milar from Edmonton for Detroit's third-round pick (Mike Comrie) in the 1999 NHL Draft. Acquired a second-round pick (traded to Colorado; Colorado selected Martin Grenier) in the 1999 NHL Draft and a third-round pick (Libor Pivko) in the 2000 NHL Draft from Florida for a second-round pick (Alex Auld) in the 1999 NHL Draft. Acquired two second-round picks (Adam Hall; Andrew Hutchinson) in the 1999 NHL Draft from Colorado for a second-round pick (Martin Grenier) and a third-round pick (Branko Radivojevic) in the 1999 NHL Draft.

Selected forwards Jonas Andersson, Martin Erat, Adam Hall, Darren Haydar, Alexandre Krevsun, Konstantin Panov and Yevgeny Pavlov; defensemen Brett Angel, Miroslav Durak, Ed Hill, Timo Helbling and Andrew Hutchinson; and goaltender Brian Finley, Kyle Kettles and Jan Lasak in the 1999 NHL Draft.

July 26, 1999: Signed free-agent forward Brent Peterson and free-agent defenseman Alexandre Boikov.

August 10, 1999: Signed free-agent forward Steve Washburn and free-agent goaltender Corey Hirsch.

August 16, 1999: Acquired forward Randy Robitaille from Atlanta for forward Denny Lambert.

September 27, 1999: Acquired forward Paul Healey from Philadelphia for forward Matt Henderson.

October 2, 1999: Signed free-agent forward Jason Dawe.

November 10, 1999: Claimed defenseman Bill Houlder on waivers from Tampa Bay.

November 16, 1999: Acquired a conditional pick in the 2001 NHL Draft from Philadelphia for forward Steve Washburn.

January 20, 2000: Claimed forward Niklas Andersson on waivers from the NY Islanders.



ALL-TIME TRADES & ACQUISITIONS

February 2, 2000: Acquired defenseman Stewart Malgunas from Washington for a conditional pick in the 2001 NHL Draft. Acquired defenseman John Namestnikov from the NY Rangers for forward Jason Dawe.

February 6, 2000: Defenseman Stewart Malgunas claimed on waivers by Calgary.

February 9, 2000: Acquired defenseman Rory Fitzpatrick from St. Louis for defenseman Dan Keczmer.

February 14, 2000: Acquired forward Eric Bertrand from Philadelphia for future considerations.

February 19, 2000: Forward Niklas Andersson claimed on waivers by the NY Islanders.

March 13, 2000: Acquired defenseman Pavel Skrbek from Pittsburgh for defenseman Bob Boughner.

March 14, 2000: Defenseman Joel Bouchard claimed on waivers by Dallas. Acquired forward Petr Sachl from the NY Islanders for a ninth-round pick (Tomi Pettinen) in the 2000 NHL Draft. Acquired defenseman Cale Hulse and a third-round pick (Denis Platonov) in the 2001 NHL Draft from Calgary for forward Sergei Krivokrasov. Traded goaltender Corey Hirsch to Anaheim for future considerations.

March 27, 2000: Forward Darren Turcotte announced his retirement. Signed free-agent forward Greg Classen.

May 1, 2000: Signed free-agent forward Ryan Tobler.

May 23, 2000: Claimed forwards Sean Haggerty and Mike Watt on waivers from the NY Islanders.

June 12, 2000: Acquired a fifth-round pick (Matt Koalska) in the 2000 NHL Draft from Edmonton for forward Patrick Cote.

June 24, 2000: Selected forwards Scott Hartnell, Libor Pivko and Daniel Widig; and defenseman Mattias Nilsson in the 2000 NHL Draft.

June 25, 2000: Acquired a third-round pick (traded to Philadelphia; Philadelphia selected Patrick Sharp) in the 2001 NHL Draft from Detroit for a fourth-round pick (Stefan Liv) in the 2000 NHL Draft. Selected forwards Matt Hendricks, Zbynek Irgl and Matt Koalska; defensemen Mats Christeen, Tomas Harant, Martin Hohener and Mike Stuart; and goaltender Jure Penko in the 2000 NHL Draft.

August 15, 2000: Signed free-agent forward Brantt Myhres.

September 25, 2000: Signed free-agent forward Jeremy Stevenson. Acquired defenseman Alexei Vasiliev from the NY Rangers for a conditional pick in the 2001 NHL Draft.

September 29, 2000: Acquired defenseman Mark Eaton from Philadelphia for Detroit's third-round pick (Patrick Sharp) in the 2001 NHL Draft. Forward Zdeno Ciger claimed by Minnesota in the 2000 NHL Waiver Draft.

October 25, 2000: Defenseman Craig Millar claimed on waivers by Tampa Bay.

January 2, 2001: Claimed defenseman Robert Schnabel on waivers from Phoenix.

January 12, 2001: Traded defenseman Rory Fitzpatrick to Edmonton for future considerations.

February 1, 2001: Traded forward Brantt Myhres to Washington for future considerations.

March 7, 2001: Acquired defenseman Bert Robertsson from the NY Rangers for forward Ryan Tobler.

March 9, 2001: Acquired Atlanta's second-round pick (Timofei Shishkanov) in the 2001 NHL Draft from Vancouver for defenseman Drake Berehowsky.

March 13, 2001: Forward Sebastien Bordeleau claimed on waivers by St. Louis.

May 2, 2001: Signed free-agent forward Bryan Lundbohm.

May 24, 2001: Acquired defenseman Mikhail Chernov from Philadelphia for forward Mike Watt.

June 1, 2001: Signed free-agent forward Vladimir Orszagh. Claimed forward Bill Bowler on waivers from Columbus.

June 19, 2001: Claimed forward Yves Sarault on waivers from Atlanta.

June 23, 2001: Selected forwards Denis Platonov, Oliver Setzinger and Timofei Shishkanov; and defensemen Dan Hamhuis and Tomas Slovak in the 2001 NHL Draft.

June 24, 2001: Acquired a fourth-round pick (Jordin Tootoo) in the 2001 NHL Draft from Philadelphia for a fourth-round pick (traded to Carolina; Carolina selected Rob Zepp), a fifth-round pick (Jussi Timonen) and a seventh-round pick (Thierry Douville) in the 2001 NHL Draft.

Selected forwards Gustav Grasberg and Jordin Tootoo; and defensemen Anton Lavrentiev and Mikko Lehtonen in the 2001 NHL Draft.

July 2, 2001: Signed free-agent forward Stu Grimson.

July 31, 2001: Acquired defenseman Andy Delmore from Philadelphia for a third-round pick (traded to Phoenix; Phoenix selected Joe Callahan) in the 2002 NHL Draft.

August 8, 2001: Signed free-agent forward Erik Anderson and free-agent defenseman Rich Brennan.

October 9, 2001: Acquired forward Nathan Perrott from Chicago for a conditional pick in the 2003 NHL Draft.

November 1, 2001: Acquired forward Petr Tenkrat from Anaheim for forward Patric Kjellberg.

December 4, 2001: Acquired forward Jay Legault from Anaheim for defenseman Bert Robertsson.

December 18, 2001: Acquired defenseman Brett Hauer from Los Angeles for defenseman Rich Brennan.

January 11, 2002: Acquired forward Petr Hubacek and defenseman Jason Beckett from Philadelphia for forward Yves Sarault and a conditional pick in the 2003 NHL Draft.

January 30, 2002: Claimed forward Reid Simpson on waivers from Montreal.

February 6, 2002: Acquired forward Steve Dubinsky from Chicago for future considerations.

March 1, 2002: Acquired defensemen D.J. Smith and Marty Wilford from Toronto for defenseman Marc Moro. Acquired a conditional ninth-round pick (Matt Davis) in the 2002 NHL Draft from Colorado for defenseman D.J. Smith.

March 13, 2002: Acquired a fourth-round pick (traded to Anaheim; Anaheim selected Nathan Saunders) in the 2003 NHL Draft and future considerations from Chicago for forward Tom Fitzgerald.

March 16, 2002: Acquired defenseman Jere Karalahti and a conditional pick (Teemu Lassila) in the 2003 NHL Draft from Los Angeles for forward Cliff Ronning.

March 17, 2002: Acquired forward Jukka Hentunen from Calgary for a conditional pick in the 2003 NHL Draft.

March 19, 2002: Acquired defenseman Peter Smrek from the NY Rangers for defenseman Richard Lintner.

May 6, 2002: Signed free-agent forward Vernon Fiddler.

May 15, 2002: Acquired forward Steve Parsons from Pittsburgh for future considerations.

June 22, 2002: Acquired a third-round pick (traded to Detroit; Detroit selected Valteri Filppula) in the 2002 NHL Draft from Anaheim for future considerations. Acquired a third-round pick (traded to Toronto; Toronto selected Dominic D'Amour) in the 2002 NHL Draft and a second-round pick (Konstantin Glazachev) in the 2003 NHL Draft from Buffalo for a second-round pick (traded to Edmonton; Edmonton selected Jarret Stoll) in the 2002 NHL Draft.



ALL-TIME TRADES & ACQUISITIONS

June 22, 2002: Acquired a third-round pick (Paul Brown) in the 2003 NHL Draft from Washington for forward Petr Sykora. Acquired a conditional third-round pick (Alexander Sulzer) in the 2003 NHL Draft from Toronto for a third-round pick (Dominic D'Amour) in the 2003 NHL Draft. Acquired a third-round pick (Grigory Shafiqulin) in the 2003 NHL Draft from Detroit for a third-round pick (Valtteri Filppula) in the 2002 NHL Draft.

Selected forward Scottie Upshall in the 2002 NHL Draft.

June 23, 2002: Selected forwards Kaleb Betts, Patrick Jarrett and Brandon Segal; defensemen Josh Morrow and Steven Spencer; and goaltenders Matt Davis and Mike McKenna in the 2002 NHL Draft.

June 29, 2002: Acquired forward Cameron Mann and goaltender Ed Belfour from Dallas for forward David Gosselin and a fifth-round pick (Eero Kilpelainen) in the 2003 NHL Draft.

June 30, 2002: Acquired forward Tie Domi from Toronto for an eighth-round pick (Shaun Landolt) in the 2003 NHL Draft.

July 11, 2002: Signed free-agent forwards Brent Gilchrist and Clarke Wilm.

July 15, 2002: Signed free-agent forwards Greg Koehler and Wyatt Smith.

July 16, 2002: Signed free-agent defenseman Pascal Trepanier.

July 24, 2002: Signed free-agent forwards Denis Pederson and Domenic Pittis.

September 4, 2002: Signed free-agent forward Andreas Johansson.

October 4, 2002: Claimed defenseman Francis Bouillon from Montreal in the 2002 NHL Waiver Draft. Forward Petr Tenkrat claimed by Florida in the 2002 NHL Waiver Draft.

October 23, 2002: Acquired defenseman Jason York from Anaheim for future considerations.

October 25, 2002: Defenseman Francis Bouillon claimed on waivers by Montreal.

December 2, 2002: Signed free-agent forward Reid Simpson.

December 12, 2002: Acquired forward Rem Murray and defenseman Tomas Kloucek and Marek Zidlicky from the NY Rangers for goaltender Mike Dunham.

December 31, 2002: Acquired forward Bob Wren from Toronto for forward Nathan Perrott.

February 4, 2003: Traded forward Greg Koehler to Los Angeles for future considerations.

February 17, 2003: Acquired forward Jon Sim from Dallas for defenseman Bubba Berenzweig and a conditional pick in the 2004 NHL Draft.

March 3, 2003: Acquired forward Oleg Petrov from Montreal for a fourth-round pick (traded to Washington); Washington selected Andreas Valdix in the 2003 NHL Draft.

March 8, 2003: Forward Jon Sim claimed on waivers by Los Angeles.

March 9, 2003: Acquired goaltender Wade Flaherty from Florida for defenseman Pascal Trepanier.

March 10, 2003: Traded forward Bob Wren to Ottawa for future considerations.

March 11, 2003: Claimed forward Todd Warrinen on waivers from Philadelphia. Acquired defenseman Alexander Riazantsev from Colorado for a seventh-round pick (Linus Videll) in the 2003 NHL Draft.

June 21, 2003: Acquired forward Sergei Soin from Colorado for defenseman Tomas Slovák.

June 22, 2003: Selected forwards Paul Brown, Konstantin Glazachev and Grigory Shafiqulin; and defensemen Kevin Klein, Richard Stehlik, Alexander Sulzer, Ryan Suter and Shea Weber in the 2003 NHL Draft.

June 23, 2003: Acquired a fourth-round pick (Nick Fugere) and a fifth-round pick (Kyle Moir) in the 2004 NHL Draft from Anaheim for a fourth-round pick (Nathan Saunders) in the 2003 NHL Draft. Acquired two seventh-round picks (Andre Mukhachev; Miroslav Hanuljak) in the 2003 NHL Draft from Los Angeles for a sixth-round pick (Esa Pirnes) in the 2003 NHL Draft.

Selected forward Lauris Darzins; defenseman Andrei Mukhachev; and goaltenders Miroslav Hanuljak, Teemu Lassila and Rustam Sidikov in the 2003 NHL Draft.

June 26, 2003: Acquired defenseman Curtis Murphy from Minnesota for defenseman Peter Smrek.

June 27, 2003: Acquired a third-round pick (traded to Minnesota; Minnesota selected Clayton Stoner) in the 2004 NHL Draft from Buffalo for defenseman Andy Delmore.

June 30, 2003: Acquired a third-round pick (traded to Ottawa; Ottawa selected Peter Regin) in the 2004 NHL Draft from Colorado for defenseman Karlis Skrastins.

July 14, 2003: Acquired forward Mike Farrell from Washington for defenseman Alexander Riazantsev.

July 17, 2003: Signed free-agent defenseman Ray Schultz.

July 22, 2003: Signed free-agent forward Jim McKenzie.

September 10, 2003: Signed free-agent forward Mathieu Darche and free-agent defenseman Jamie Allison.

October 3, 2003: Claimed defenseman Wade Brookbank from Ottawa and goaltender Chris Mason from Florida in the 2003 NHL Waiver Draft.

October 22, 2003: Claimed forward Jeremy Stevenson on waivers from Minnesota.

November 4, 2003: Signed free-agent forward Tony Hrkac.

November 26, 2003: Signed free-agent defenseman Stan Neckar.

December 2, 2003: Acquired forward Simon Gamache and defenseman Kirill Safronov from Atlanta for forward Ben Simon and defenseman Tomas Kloucek.

December 17, 2003: Traded defenseman Wade Brookbank to Vancouver for future considerations.

December 31, 2003: Claimed forward Jason Morgan on waivers from Calgary.

January 30, 2004: Claimed forward Jeremy Yablonski on waivers from St. Louis.

February 16, 2004: Acquired forward Steve Sullivan from Chicago for a second-round pick (Ryan Garlock) in the 2004 NHL Draft and a second-round pick (Michael Blunden) in the 2005 NHL Draft.

February 19, 2004: Forward Jason Morgan claimed on waivers by Calgary.

February 25, 2004: Acquired an eighth-round pick (Pekka Rinne) in the 2004 NHL Draft from Tampa Bay for defenseman Timo Helbling.

March 5, 2004: Acquired forward Sergei Zholtok and defenseman Brad Bombardir from Minnesota for Buffalo's third-round pick (Clayton Stoner) and a fourth-round pick (Patrick Bordeleau) in the 2004 NHL Draft.

March 9, 2004: Acquired defenseman Shane Hnidy from Ottawa for Colorado's third-round pick (Peter Regin) in the 2004 NHL Draft. Acquired a sixth-round pick (Kevin Schaeffer) in the 2004 NHL Draft from Tampa Bay for defenseman Stan Neckar.

June 26, 2004: Selected forwards Vaclav Meidl and Alexander Radulov in the 2004 NHL Draft.

June 27, 2004: Selected forwards Stanislav Balan, Nick Fugere and Michael Santorelli; defensemen Denis Kuliyash, Janne Niskala, Kevin Schaeffer and Craig Switzer; and goaltenders Kyle Moir and Pekka Rinne in the 2004 NHL Draft.



ALL-TIME TRADES & ACQUISITIONS

July 9, 2004: Signed free-agent defenseman Greg Zanon.

July 22, 2004: Signed free-agent forwards Cam Severson and Jerred Smithson.

July 26, 2004: Signed free-agent defenseman Andreas Lilja.

July 27, 2005: Acquired forward Darcy Hordichuk from Florida for a fourth-round pick (Matt Duffy) in the 2005 NHL Draft.

July 29, 2005: Acquired a third-round pick (Teemu Laakso) in the 2005 NHL Draft from Carolina for defenseman Andrew Hutchinson.

July 30, 2005: Acquired a fourth-round pick (Niko Snellman) in the 2005 NHL Draft from Atlanta for defenseman Shane Hnidy.

Selected forwards Patric Hornqvist, Ryan Maki and Cal O'Reilly; and defensemen Cody Franson, Teemu Laakso, Ryan Parent and Scott Todd in the 2005 NHL Draft.

August 2, 2005: Acquired defenseman Danny Markov from Philadelphia for a third-round pick (traded to Los Angeles; Los Angeles selected Bud Holloway) in the 2006 NHL Draft.

August 4, 2005: Signed free-agent defenseman Sheldon Brookbank.

August 5, 2005: Signed free-agent forward Paul Kariya.

August 6, 2005: Signed free-agent forward Scott Nichol.

August 19, 2005: Signed free-agent forward Greg Classen.

September 9, 2005: Acquired forward Kris Beech from Pittsburgh for a conditional pick (traded to Florida; Florida selected Derrick Lapoint) in the 2006 NHL Draft.

October 3, 2005: Signed free-agent forward Yanic Perreault.

October 4, 2005: Forward Randy Robitaille claimed on waivers by Minnesota.

October 24, 2005: Acquired defenseman Rick Berry from Phoenix for future considerations.

November 29, 2005: Forward Simon Gamache claimed on waivers by St. Louis.

January 28, 2006: Claimed forward Simon Gamache on waivers from St. Louis.

January 29, 2006: Acquired forward Mike Sillinger from St. Louis for forward Timofei Shishkanov.

February 13, 2006: Defenseman Jamie Allison claimed on waivers by Florida.

February 15, 2006: Forward Jeremy Stevenson claimed on waivers by Dallas.

March 9, 2006: Acquired defenseman Brendan Witt from Washington for forward Kris Beech and a first-round pick (Semyon Varlamov) in the 2006 NHL Draft.

May 18, 2006: Signed free-agent defenseman Ville Koistinen.

June 24, 2006: Selected forwards Ryan Flynn, Blake Geoffrion, Viktor Sjudin and Niko Snellman; and goaltender Mark Dejanich in the 2006 NHL Draft.

July 2, 2006: Signed free-agent forward Jason Arnott.

July 17, 2006: Signed free-agent forwards Shane Endicott and Patrick Leahy, free-agent defenseman Nolan Yonkman and free-agent goaltender Karl Goehring.

July 18, 2006: Acquired forward Josef Vasicek from Carolina for forward Scott Walker.

July 19, 2006: Acquired forward Dominic Moore from the NY Rangers for forward Adam Hall. Acquired a third-round pick (Ryan Thang) in the 2007 NHL Draft from Pittsburgh for forwards Dominic Moore and Libor Pivko.

July 21, 2006: Signed free-agent forward Ramzi Abid.

August 21, 2006: Signed free-agent defenseman Alex Henry.

August 29, 2006: Signed free-agent forward J-P Dumont.

October 2, 2006: Signed free-agent forward Kim Staal.

October 6, 2006: Signed free-agent forward Kelsey Wilson.

November 27, 2006: Claimed goaltender Michael Leighton on waivers from Anaheim.

January 11, 2007: Goaltender Michael Leighton claimed on waivers by Philadelphia.

January 17, 2007: Signed free-agent forward Rich Peverley.

January 26, 2007: Acquired forward Chris Durno from Anaheim for forward Shane Endicott.

February 9, 2007: Acquired forward Eric Belanger from Carolina for forward Josef Vasicek.

February 10, 2007: Acquired defenseman Vitaly Vishnevski from Atlanta for forward Eric Belanger.

February 15, 2007: Acquired forward Peter Forsberg from Philadelphia for forward Scottie Upshall, defenseman Ryan Parent and a first-round pick (traded to Nashville; Nashville selected Jonathan Blum) and third-round pick (traded to Washington; Washington selected Phil Desimore) in the 2007 NHL Draft.

February 27, 2007: Acquired a fourth-round pick (Mark Santorelli) in the 2007 NHL Draft from Buffalo for defenseman Mikko Lehtonen.

June 1, 2007: Signed free-agent forwards Antti Pihlstrom and Oliver Setzinger.

June 4, 2007: Acquired forward Matt Ellison from Philadelphia for future considerations.

June 18, 2007: Acquired Nashville's first-round pick (Jonathan Blum) from Philadelphia for the rights to forward Scott Hartnell and defenseman Kimmo Timonen.

June 22, 2007: Acquired a second-round pick (Nick Spaling) in the 2007 NHL Draft and a first-round pick (traded to NY Islanders; NY Islanders selected Josh Bailey) and second-round pick (traded to NY Islanders; NY Islanders selected Aaron Ness) in the 2008 NHL Draft from Florida for goaltender Tomas Vokoun.

Selected defenseman Jonathon Blum in the 2007 NHL Draft.

June 23, 2007: Selected forwards Ben Ryan, Mark Santorelli, Nick Spaling, Ryan Thang and Andreas Thuresson; defenseman Robert Dietrich; and goaltenders Atte Engren and Jeremy Smith in the 2007 NHL Draft.

June 26, 2007: Traded forward Brandon Segal to Anaheim for future considerations.

July 2, 2007: Signed free-agent forwards Radek Bonk and Jed Ortmeyer; free-agent defenseman Greg de Vries; and free-agent goaltender Dov Grumet-Morris.

July 5, 2007: Signed free-agent forward Shane Willis and free-agent goaltender Dan Ellis.

July 26, 2007: Signed free-agent forward Martin Gelin.

September 4, 2007: Signed free-agent forward Josh Langfeld.

February 26, 2008: Acquired forward Brandon Bochenski from Anaheim for future considerations. Acquired forward Jan Hlavac from Tampa Bay for a seventh-round pick (traded to Philadelphia; Philadelphia selected Joacim Eriksson) in the 2008 NHL Draft.

May 6, 2008: Signed free-agent forward Ian McKenzie.



ALL-TIME TRADES & ACQUISITIONS

June 19, 2008: Acquired a fifth-round pick (traded to Tampa Bay; Tampa Bay selected Michael Zador) in the 2009 NHL Draft from Carolina for forward Darcy Hordichuk and a fifth-round pick (traded to Phoenix; Phoenix selected Louis Domingue) in the 2010 NHL Draft.

June 20, 2008: Acquired the NY Rangers' fourth-round pick (traded to NY Rangers; NY Rangers selected Dale Weise) in the 2008 NHL Draft from St. Louis for goaltender Chris Mason. Acquired Toronto's first-round pick (Colin Wilson) in the 2008 NHL Draft from the NY Islanders for Florida's first-round (Josh Bailey) and second-round (Aaron Ness) picks in the 2008 NHL Draft. Acquired Ottawa's first-round pick (Chet Pickard) in the 2008 NHL Draft and third-round pick (Taylor Beck) in the 2009 NHL Draft for a first-round pick (Erik Karlsson) in the 2008 NHL Draft.

Selected forward Colin Wilson and goaltender Chet Pickard in the 2008 NHL Draft.

July 21, 2008: Acquired Toronto's second-round pick (Roman Josi) in the 2008 NHL Draft from Phoenix for a second-round pick (traded to Florida; Florida selected Colby Robak) and third-round pick (Mathieu Brodeur) in the 2008 NHL Draft. Acquired a seventh-round pick (Anders Lindback) in the 2008 NHL Draft and Toronto's fourth-round pick (Craig Smith) in the 2009 NHL Draft from San Jose for a fourth-round pick (Harri Sateri) in the 2008 NHL Draft. Acquired a seventh-round pick (Jani Lajunen) in the 2008 NHL Draft and a fourth-round pick (Nick Oliver) from the NY Rangers for the NY Rangers' fourth-round pick (Dale Weise via St. Louis) in the 2008 NHL Draft.

Selected forwards Jani Lajunen and Taylor Stenfisher; defenseman Jeffrey Foss and Roman Josi; and goaltender Anders Lindback in the 2008 NHL Draft.

June 24, 2008: Acquired forward Tristan Grant and a seventh-round pick (traded to St. Louis; St. Louis selected Maxwell Tardy) in the 2009 NHL Draft from Philadelphia for defenseman Janne Niskala.

July 1, 2008: Acquired forward Ryan Jones and a second-round pick (Charles-Olivier Rousseau) in the 2009 NHL Draft from Minnesota for defenseman Marek Zidlicky. Signed free-agent goaltender Drew MacIntyre.

July 9, 2008: Signed free-agent forward Josh Gratton.

July 14, 2008: Signed free-agent forward Joel Ward.

September 29, 2008: Acquired center Nick Tarnasky from Tampa Bay for a sixth-round pick (Jaroslav Janus) in the 2009 NHL Draft.

October 30, 2008: Acquired forward Hugh Jessiman from the NY Rangers for future considerations. Acquired defenseman Tim Ramholt from Philadelphia for forward Josh Gratton.

November 27, 2008: Acquired forward Wade Belak from Florida for forward Nick Tarnasky.

January 10, 2009: Forward Rich Peverley claimed on waivers by Atlanta.

June 26, 2009: Selected defenseman Ryan Ellis in the 2009 NHL Draft.

June 27, 2009: Traded Carolina's fifth-round pick (Michael Zador) in the 2009 NHL Draft to Tampa Bay for a fifth-round pick (Patrick Cehlin) in the 2010 NHL Draft. Traded Philadelphia's seventh-round pick (Maxwell Tardy) in the 2009 NHL Draft to St. Louis for a seventh-round pick (David Elsner) in the 2010 NHL Draft.

Selected forwards Taylor Beck, Gabriel Bourque, Zach Budish, Michael Latta, Nick Olivier, Cameron Reed and Craig Smith; and defensemen Mattias Ekholm and Charles-Olivier Rousseau in the 2009 NHL Draft.

July 14, 2009: Signed free-agent forward Ben Guite.

July 16, 2009: Signed free-agent forward Peter Olvecky.

July 20, 2009: Signed free-agent forward Ben Eaves.

August 21, 2009: Signed free-agent forward Marcel Goc.

September 30, 2009: Signed free-agent defenseman Francis Bouillon.

October 7, 2009: Signed free-agent forward Dave Scatchard.

March 1, 2010: Acquired defenseman Denis Grebeshkov from Edmonton for a second-round pick (Curtis Hamilton) in the 2010 NHL Draft.

March 3, 2010: Forward Ryan Jones claimed on waivers by Edmonton. Acquired forward Dustin Boyd from Calgary for a fourth-round pick (Bill Arnold) in the 2010 NHL Draft.

April 20, 2010: Signed free-agent forward Linus Klasen.

June 19, 2010: Acquired defenseman Ryan Parent from Philadelphia for defenseman Dan Hamhuis. Acquired forward Matt Halischuk and a second-round pick (Magnus Hellberg) in the 2011 NHL Draft for forward Jason Arnott.

June 25, 2010: Selected forward Austin Watson in the 2010 NHL Draft.

June 26, 2010: Selected forwards Patrick Cehlin, David Elsner and Jonas Rask; and defensemen Taylor Aronson and Anthony Bitetto in the 2010 NHL Draft.

June 29, 2010: Acquired forward Sergei Kostitsyn from Montreal for forward Dustin Boyd and goaltender Dan Ellis.

July 2, 2010: Signed free-agent forward Matthew Lombardi.

July 9, 2010: Signed free-agent defenseman Brett Palin.

July 16, 2010: Signed free-agent forward Jamie Lundmark.

August 5, 2010: Acquired a fourth-round pick (Josh Shalla) in the 2011 NHL Draft from Florida for forward Michael Santorelli.

August 31, 2010: Signed free-agent defenseman Aaron Johnson.

September 1, 2010: Acquired defenseman Grant Lewis from Atlanta for forward Ian McKenzie.

October 5, 2010: Acquired defenseman Shane O'Brien and forward Dan Gendur from Vancouver for forward Jonas Andersson and defenseman Ryan Parent.

October 20, 2010: Signed free-agent forward Steve Begin.

December 27, 2010: Signed free-agent forward Chris Mueller.

December 29, 2010: Claimed forward Marek Svatos on waivers from St. Louis.

February 10, 2011: Acquired forward Mike Fisher from Ottawa for a first-round pick (Stefan Noesen) and a third-round pick (Jarrod Maidens) in the 2012 NHL Draft.

February 24, 2011: Forward Marek Svatos claimed on waivers by Ottawa.

February 25, 2011: Acquired a conditional seventh-round pick in the 2012 NHL Draft from Florida for defenseman Alexander Sulzer.

May 24, 2011: Signed free-agent defenseman Victor Bartley.

June 2, 2011: Acquired a conditional seventh-round pick in the 2013 NHL Draft from Washington for forward Taylor Steffish.

June 16, 2011: Signed free-agent forward Juuso Puustinen.

June 25, 2011: Acquired Toronto's third-round pick (Jimmy Vesey) in the 2012 NHL Draft and a sixth-round pick (Chase Baisly) in the 2011 NHL Draft from Los Angeles for a third-round pick (Nick Shore) in the 2011 NHL Draft. Acquired a sixth-round pick (Marek Mazanec) in the 2012 NHL Draft from the NY Rangers for a sixth-round pick (Peter Ceresnak) in the 2011 NHL Draft.

Selected forwards Brent Andrews, Chase Baisly, Miikka Salomaki and Josh Shalla; defenseman Simon Karlsson and Garrett Noonan; and goaltender Magnus Hellberg in the 2011 NHL Draft.

June 30, 2011: Bought out the contract of forward J-P Dumont.

July 2, 2011: Acquired forward Brodie Dupont from the NY Rangers for forward Andreas Thuresson.



ALL-TIME TRADES & ACQUISITIONS

July 3, 2011: Acquired defenseman Brett Lebda, forward Robert Slaney and a fourth-round pick (traded to St. Louis; St. Louis selected Zachary Pochiro) in the 2013 NHL Draft from Toronto for defenseman Cody Franson and forward Matthew Lombardi. Signed free-agent forward Niclas Bergfors.

July 5, 2011: Signed free-agent forwards Zack Stortini and Kyle Wilson.

July 29, 2011: Signed free-agent defenseman Tyler Sloan.

August 8, 2011: Signed free-agent defenseman Jack Hillen.

August 10, 2011: Bought out the contract of defenseman Brett Lebda.

September 30, 2011: Signed free-agent defenseman Scott Valentine.

October 11, 2011: Claimed forward Brian McGrattan on waivers from Anaheim.

October 28, 2011: Acquired a fourth-round pick (Mikko Vainonen) from Phoenix for forward Cal O'Reilly.

November 25, 2011: Mutually terminated the contract of forward Niclas Bergfors.

January 19, 2012: Claimed forward Brandon Yip on waivers from Colorado.

February 17, 2012: Acquired defenseman Hal Gill and a conditional fifth-round pick (traded to Los Angeles via Montreal; Los Angeles selected Patrik Bartosak) from Montreal for a second-round pick (Dalton Thrower) in the 2012 NHL Draft and forwards Blake Geoffrion and Robert Slaney.

February 24, 2012: Acquired Dallas' sixth-round pick (Simon Fernholm) in the 2012 NHL Draft from Florida for forward Jerred Smithson.

February 27, 2012: Acquired forward Andrei Kostitsyn from Montreal for a second-round pick (Jacob de la Rose) in the 2013 NHL Draft and a conditional fifth-round pick previously acquired from Montreal (traded to Los Angeles; Los Angeles selected Patrik Bartosak) in the 2013 NHL Draft. Acquired forward Paul Gaustad and a fourth-round pick (Juuse Saros) in the 2013 NHL Draft from Buffalo for a first-round pick (traded to Calgary; Calgary selected Mark Jankowski) in the 2012 NHL Draft.

March 10, 2012: Signed free-agent forward Jack MacLellan.

May 30, 2012: Signed free-agent defenseman Joonas Jarvinen.

June 1, 2012: Signed free-agent forward Daniel Bang.

June 15, 2012: Acquired Minnesota's (Pontus Aberg) and Philadelphia's (Colton Sissons) second-round picks in the 2012 NHL Draft, Tampa Bay's third-round pick (Jonathan-Smael Diaby) in the 2013 NHL Draft and goaltender Sebastian Caron from Tampa Bay for goaltender Anders Lindback, forward Kyle Wilson and Nashville's seventh-round pick (Nikita Gusev) in the 2012 NHL Draft.

June 23, 2012: Acquired the NY Rangers' third-round pick (Brendan Leipsic) in the 2012 NHL Draft for a third-round pick (Adam Tambellini) in the 2013 NHL Draft. Acquired the NY Rangers' fifth-round pick (Teemu Kivihalmi) in the 2013 NHL Draft for a fifth-round pick (Thomas Spelling) in the 2012 NHL Draft.

Selected forwards Pontus Aberg, Max Gortz, Brendan Leipsic, Colton Sissons, Zach Stepan and Jimmy Vesey; defensemen Mikko Vainonen and Simon Fernholm; and goaltender Marek Mazanec in the 2012 NHL Draft.

July 1, 2012: Signed free-agent forward Kevin Henderson and free-agent goaltender Chris Mason.

July 3, 2012: Signed free-agent defenseman Mike Moore.

August 17, 2012: Signed free-agent defenseman Scott Hannan.

January 15, 2013: Claimed forward Rich Clune on waivers from Los Angeles.

February 19, 2013: Acquired defenseman Scott Ford from St. Louis for forward Jani Lajunen.

February 28, 2013: Acquired defenseman Joe Piskula from Calgary for forward Brian McGrattan.

March 4, 2013: Claimed forward Bobby Butler on waivers from New Jersey.

March 5, 2013: Claimed forward Zach Boychuk on waivers from Pittsburgh.

March 21, 2013: Forward Zach Boychuk claimed on waivers by Carolina.

April 3, 2013: Acquired a fifth-round pick (Tommy Veilleux) in the 2013 NHL Draft from San Jose for defenseman Scott Hannan. Acquired forward Filip Forsberg from Washington for forwards Martin Erat and Michael Latta.

May 20, 2013: Signed free-agent forward Mark Van Guilder.

June 14, 2013: Acquired defenseman TJ Brennan from Florida for forward Bobby Butler.

June 30, 2013: Acquired a seventh-round pick (Janne Juvonen) in the 2013 NHL Draft and a fourth-round pick (Viktor Arvidsson) in the 2014 NHL Draft from St. Louis for Toronto's fourth-round pick (Zachary Pochiro) in the 2013 NHL Draft.

Selected forwards Felix Girard, Saku Maenalainen, Emil Pettersson, Tommy Veilleux and Wade Murphy; defensemen Seth Jones, Jonathan-Smael Diaby and Teemu Kivihalmi; and goaltenders Juuse Saros and Janne Juvonen in the 2013 NHL Draft.

July 4, 2013: Mutually terminated the contract of forward Sergei Kostitsyn. Bought out the contract of defenseman Hal Gill.

July 5, 2013: Signed free-agent forwards Matt Cullen, Matt Hendricks, Eric Nystrom and Viktor Stalberg and free-agent goaltender Carter Hutton.

July 29, 2013: Signed free-agent defenseman Bryan Rodney.

September 30, 2013: Signed free-agent forward Simon Moser.

January 14, 2014: Acquired goaltender Devan Dubnyk from Edmonton for forward Matt Hendricks.

January 22, 2014: Acquired defenseman Michael Del Zotto from the NY Rangers for defenseman Kevin Klein.

March 5, 2014: Traded goaltender Devan Dubnyk to Montreal for future considerations. Acquired forwards Patrick Eaves and Calle Jarnkrok and a second-round pick (traded to San Jose; San Jose selected Julius Bergman) in the 2014 NHL Draft from Detroit for forward David Legwand.

April 19, 2014: Acquired forward Jaynen Rissling from Washington for Nashville's seventh-round pick (traded to Winnipeg; Winnipeg selected Matt Ustaski) in the 2014 NHL Draft.

June 2, 2014: Signed free-agent defenseman Johan Alm.

June 27, 2014: Acquired forward James Neal from Pittsburgh for forwards Patric Hornqvist and Nick Spaling.

Selected forward Kevin Fiala in the 2014 NHL Draft.

June 28, 2014: Acquired San Jose's second-round pick (Jack Dougherty) in the 2014 NHL Draft and fourth-round pick (Anthony Richard) in the 2015 NHL Draft for Detroit's second-round pick (Julius Bergman) in the 2014 NHL Draft. Acquired Florida's third-round pick (Justin Kirkland) in the 2014 NHL Draft from San Jose for Nashville's third-round pick (Alex Schoenborn) and fourth-round pick (Alexis Vanier) in the 2014 NHL Draft.

Selected forwards Vladislav Kamenev, Justin Kirkland and Viktor Arvidsson; and defensemen Jack Dougherty, Joonas Lyytinen and Aaron Irving in the 2014 NHL Draft.

July 2, 2014: Signed free-agent forward Olli Jokinen.

July 7, 2014: Signed free-agent defenseman Anton Volchenkov.



ALL-TIME TRADES & ACQUISITIONS

July 15, 2014: Signed free-agent forwards Mike Ribeiro and Derek Roy.

December 29, 2014: Acquired forward Mark Arcobello from Edmonton for forward Derek Roy.

January 14, 2015: Forward Mark Arcobello claimed on waivers by Pittsburgh.

February 15, 2015: Acquired defenseman Cody Franson and forward Mike Santorelli from Toronto for Nashville's first-round pick (traded to Philadelphia; Philadelphia selected Travis Konecny) in the 2015 NHL Draft and forwards Olli Jokinen and Brendan Leipsic.

April 9, 2015: Signed free-agent forward Steve Moses.

April 24, 2015: Signed free-agent defenseman Kristian Nakyva.

June 27, 2015: Selected forwards Yakov Trenin, Thomas Novak, Anthony Richard and Tyler Moy; defenseman Alexandre Carrier; and goaltenders Karel Vejmelka and Evan Smith in the 2015 NHL Draft.

June 29, 2015: Bought out the contract of forward Rich Clune.

June 30, 2015: Bought out the contract of forward Viktor Stalberg.

July 1, 2015: Signed free-agent defenseman Barret Jackman and forward Cody Hodgson. Acquired forward Max Reinhart from Calgary for a conditional fourth-round pick in the 2016 NHL Draft. Acquired a sixth-round pick (Pavel Kolygin) in the 2017 NHL Draft from the NY Rangers for goaltender Magnus Hellberg.

July 2, 2015: Signed free-agent defenseman Conor Allen.

July 4, 2015: Signed free-agent forward Cody Bass.

July 12, 2015: Acquired forward Jamie Devane from Toronto for forward Taylor Beck.

September 17, 2015: Signed free-agent defenseman Trevor Murphy.

October 9, 2015: Terminated the contract of defenseman Mikko Vainonen.

November 22, 2015: Claimed defenseman Petter Granberg on waivers from Toronto.

December 4, 2015: Terminated the contract of forward Steve Moses.

January 5, 2016: Signed free-agent forward Frederick Gaudreau.

January 6, 2016: Acquired forward Ryan Johansen from Columbus for defenseman Seth Jones.

January 14, 2016: Acquired defenseman Patrick Mullen from Ottawa for defenseman Conor Allen.

January 15, 2016: Acquired defenseman Stefan Elliott from Arizona for defenseman Victor Bartley.

February 29, 2016: Acquired defenseman Corey Potter from Arizona for future considerations.

April 21, 2016: Signed free-agent forward Adam Payerl.

June 1, 2016: Signed free-agent goaltender Jonas Gunnarsson.

June 20, 2016: Acquired Minnesota's third-round pick (Frederic Allard) in the 2016 NHL Draft from Buffalo for forward Jimmy Vesey.

June 24, 2016: Selected defenseman Dante Fabbro in the 2016 NHL Draft.

June 25, 2016: Selected forwards Rem Pitlick and Patrick Harper; defensemen Samuel Girard, Frederic Allard, Hardy Haman Aktell and Adam Smith; and goaltender Konstantin Volkov in the 2016 NHL Draft.

June 29, 2016: Acquired defenseman P.K. Subban from Montreal for defenseman Shea Weber.

June 30, 2016: Bought out the contract of forward Eric Nystrom.

July 1, 2016: Signed free-agent defensemen Yannick Weber and Matt Irwin and forward Harry Zolnierczyk and Trevor Smith. Bought out the contract of defenseman Barret Jackman.

July 5, 2016: Signed free-agent forward Mike Liambas.

November 30, 2016: Signed free-agent defenseman Adam Pardy.

December 3, 2016: Claimed forward Reid Boucher on waivers from New Jersey.

January 1, 2017: Forward Reid Boucher claimed on waivers by New Jersey.

January 11, 2017: Claimed forward Derek Grant on waivers from Buffalo.

January 17, 2017: Claimed defenseman Brad Hunt on waivers from St. Louis.

January 19, 2017: Acquired defenseman Andrew O'Brien from Anaheim for forward Max Gortz.

January 23, 2017: Acquired forward Cody McLeod from Colorado for forward Felix Girard.

February 4, 2017: Acquired forward Vernon Fiddler from New Jersey for a fourth-round pick (traded to NY Rangers via San Jose; NY Rangers selected Brandon Crawley) in the 2017 NHL Draft.

February 6, 2017: Forward Derek Grant claimed on waivers by Buffalo.

March 1, 2017: Acquired forward PA Parenteau from New Jersey for a sixth-round pick (traded to San Jose; San Jose selected Alexander Chmelevski) in the 2017 NHL Draft.

May 15, 2017: Signed free-agent forward Victor Ejdsell.

June 21, 2017: Forward James Neal claimed by Vegas in the 2017 NHL Expansion Draft.

June 23, 2017: Selected forward Eeli Tolvanen in the 2017 NHL Draft.

June 24, 2017: Selected forwards Grant Misham and Pavel Kolygin; defensemen David Farrance and Jacob Paquette; and goaltender Tomas Vornacka in the 2017 NHL Draft.

July 1, 2017: Signed free-agent forwards Nick Bonino, Scott Hartnell and P.C. Labrie and free-agent goaltenders Matt O'Connor and Anders Lindback. Acquired a fourth-round pick (Marc Del Gaizo) in the 2019 NHL Draft from Colorado for forward Colin Wilson. Acquired defenseman Alexei Emelin from Vegas for a third-round pick (Layton Ahac) in the 2019 NHL Draft.

July 26, 2017: Terminated the contract of goaltender Marek Mazanec.

August 3, 2017: Forward Mike Fisher announced his retirement.

October 4, 2017: Signed free-agent forward Harry Zolnierczyk.

November 5, 2017: Acquired forward Kyle Turris from Colorado (via Ottawa) for defenseman Samuel Girard, forward Vladislav Kamenev and Nashville's second-round pick (traded to Pittsburgh; Pittsburgh selected Filip Hallander) in the 2018 NHL Draft.

January 25, 2018: Forward Cody McLeod claimed on waivers by the NY Rangers.

February 3, 2018: Acquired forward Mark McNeill from Dallas for defenseman Andrew O'Brien.

February 25, 2018: Acquired forward Mark Letestu from Edmonton for forward Pontus Aberg. Acquired a fourth-round pick (Jachym Kondelik) in the 2018 NHL Draft from Columbus for forward Mark Letestu. Acquired forward Brandon Bollig and goaltender Troy Grosenick from San Jose for a sixth-round pick (John Leonard) in the 2018 NHL Draft.



ALL-TIME TRADES & ACQUISITIONS

February 26, 2018: Signed free-agent forward Mike Fisher. Acquired forward Ryan Hartman and a fifth-round pick (Spencer Stastney) in the 2018 NHL Draft from Chicago for a first-round pick (Nicolas Beaudin) and a fourth-round pick (Philipp Kurashov) in the 2018 NHL Draft and forward Victor Ejdsell. Acquired forward Tyler Gaudet and defenseman John Ramage from Arizona for forward P.C. Labrie and defenseman Trevor Murphy.

April 2, 2018: Signed free-agent forward Tanner Jeannot.

April 3, 2018: Signed free-agent goaltender Niclas Westerholm.

April 26, 2018: Signed free-agent goaltender Miroslav Svoboda.

May 7, 2018: Signed free-agent forward Filip Pirochta.

May 9, 2018: Signed free-agent forward Carl Persson.

May 12, 2018: Forward Mike Fisher announced his retirement.

June 23, 2018: Acquired a third-round pick (traded to Minnesota; Minnesota selected Adam Beckman) in the 2019 NHL Draft from Florida for Nashville's third-round pick (Logan Hutsko) in the 2018 NHL Draft.

Selected forward Jachym Kondelik; defensemen Specer Stastney and Vladislav Yeryomenko; and goaltender Milan Kloucek in the 2018 NHL Draft.

July 1, 2018: Signed free-agent forwards Rocco Grimaldi and Connor Brickley and free-agent defenseman Jarred Tinordi.

July 2, 2018: Signed free-agent forward Zac Rinaldo.

July 3, 2018: Signed free-agent forwards Colin Blackwell and Zach Magwood.

July 25, 2018: Signed free-agent defenseman Dan Hamhuis.

October 1, 2018: Acquired forward Nicholas Baptiste from Buffalo for defenseman Jack Dougherty.

November 2, 2018: Terminated the contract of forward Tyler Moy.

November 5, 2018: Signed free-agent defenseman Matt Donovan.

December 28, 2018: Terminated the contract of defenseman Joonas Lyytinen.

January 1, 2019: Claimed forward Phillip Di Giuseppe on waivers from Carolina.

January 11, 2019: Terminated the contract of goaltender Miroslav Svoboda.

January 14, 2019: Acquired forward Cole Schneider from the NY Rangers for forward Connor Brickley.

January 25, 2019: Defenseman Anthony Bitetto claimed on waivers by Minnesota.

February 6, 2019: Acquired forward Brian Boyle from New Jersey for a second-round pick (traded to San Jose; San Jose selected Dillon Hamalik) in the 2019 NHL Draft. Acquired forward Cody McLeod from the NY Rangers for a seventh-round pick (Hugo Ollas) in the 2020 NHL Draft.

February 8, 2019: Acquired forwards Laurent Dauphin and Adam Helewa from Arizona for forward Emil Pettersson.

February 18, 2019: Signed free-agent goaltender Thomas McCollum.

February 24, 2019: Traded forward Nicholas Baptiste to Toronto for future considerations.

February 25, 2019: Acquired forward Mikael Granlund from Minnesota for forward Kevin Fiala. Acquired forward Wayne Simmonds from Philadelphia for forward Ryan Hartman.

April 5, 2019: Signed free-agent forward Lukas Craggs and defenseman Brandon Fortunato.

April 19, 2019: Signed free-agent forward Josh Wilkins.

May 1, 2019: Signed free-agent forward Mathieu Olivier.

May 24, 2019: Terminated the contract of defenseman Filip Pirochta.

June 14, 2019: Acquired goaltender Connor Ingram from Tampa Bay for a seventh-round pick in the 2021 NHL Draft.

June 21, 2019: Selected forward Philip Tomasino in the 2019 NHL Draft.

June 22, 2019: Acquired defensemen Steven Santini and Jeremy Davies, a second-round pick (traded to Philadelphia; Philadelphia selected Bobby Brink) in the 2019 NHL Draft and a second-round pick (traded to Minnesota; Minnesota selected Marat Khusnutdinov) in the 2020 NHL Draft for defenseman P.K. Subban. Traded forward Adam Helewa to New Jersey for future considerations.

Selected forwards Egor Afanasyev, Alexander Campbell, Isak Walther and Juuso Pussinen; defensemen Marc Del Gaizo and Semyon Chistyakov; and goaltender Ethan Haider in the 2019 NHL Draft.

July 1, 2019: Signed free-agent forwards Matt Duchene and Daniel Carr.

January 7, 2020: Acquired forward Michael McCarron from Montreal for forward Laurent Dauphin.

February 22, 2020: Acquired defenseman Ben Harpur from Toronto for forward Miikka Salomaki.

February 24, 2020: Acquired defenseman Korbinian Holzer from Anaheim for defenseman Matt Irwin and a sixth-round pick in the 2022 NHL Draft.

March 19, 2020: Signed free-agent forward Cole Smith.

March 25, 2020: Signed free-agent forward Tommy Novak.

July 15, 2020: Signed free-agent forward Sean Malone.

August 13, 2020: Defenseman Dan Hamhuis announced his retirement.

September 29, 2020: Signed free-agent goaltender Devin Cooley.

October 6, 2020: Selected goaltender Iaroslav Askarov in the 2020 NHL Draft.

October 7, 2020: Acquired forward Luke Kunin and a fourth-round pick (Adam Wilsby) in the 2020 NHL Draft from Minnesota for forward Nick Bonino, a second-round pick (Marat Khusnutdinov) and a third-round pick (traded to Detroit; Detroit selected Eemil Viro) in the 2020 NHL Draft. Bought out the contracts of forward Kyle Turris and defenseman Steven Santini.

Selected forwards Luke Evangelista, Gunnarwolfe Fontaine and Chase McLane; defensemen Luke Propkop, Luke Reid and Adam Wilsby in the 2020 NHL Draft.

October 9, 2020: Signed free-agent defensemen Matt Benning and Mark Borowiecki.

October 10, 2020: Signed free-agent forward Nick Cousins. Acquired a fourth-round pick in the 2021 NHL Draft from Ottawa for forward Austin Watson.

October 12, 2020: Signed free-agent forward Brad Richardson.

October 13, 2020: Signed free-agent defenseman Tyler Lewington and free-agent goaltender Kasimir Kaskisuo.

December 21, 2020: Acquired forward Michael Carcone from Ottawa for forward Zach Magwood.

December 23, 2020: Signed free-agent forwards Mikael Granlund and Erik Haula.



TEAM RECORDS – SEASON

STREAMS**LONGEST UNBEATEN STREAK**

10	- 10-0-0, 2/19/18-3/8/18
8	- 8-0-0, 10/5/05-10/25/05
7	- 5-0-3(-3), 12/18/99-1/10/00
7	- 7-0-0, 11/12/09-11/25/09
7	- 5-0-2(-2), 1/8/04-1/19/04
7	- 4-0-3(-3), 12/6/01-12/23/01

AT HOME:

11	- 9-0-2(-2), 12/20/03-1/31/04
8	- 8-0-3(-3), 11/3/01-12/23/01
8	- 8-0-0, 1/6/01-2/18/01
7	- 7-0-1(-1), 2/13/03-3/16/03

ON ROAD:

8	- 8-0-0, 10/4/18-11/10/18
8	- 8-0-0, 2/27/18-3/19/18
7	- 7-0-0, 10/16/06-11/4/06
6	- 6-0-0, 2/27/16-3/8/16

LONGEST WINNING STREAK

10	- 2/19/18-3/8/18
8	- 10/5/05-10/25/05
7	- 11/12/09-11/29/09
7	- 11/7/14-12/4/14
7	- 10/19/09-11/23/09
6	- 2/13/03-3/1/03

ON ROAD:

8	- 10/4/18-11/10/18
7	- 2/27/18-3/19/18
7	- 10/16/06-11/4/06
6	- 2/13/16-3/8/16

LONGEST POINT STREAK

15	- 14-0-1, 2/19/18-3/19/18
14	- 9-0-5, 2/12/16-3/9/16
10	- 8-0-2, 11/27/10-12/17/10
10	- 9-0-1, 10/4/06-11/4/06
10	- 8-0-2, 3/2/06-3/2/06
10	- 7-0-3, 2/19/07-3/10/07

AT HOME:

13	- 9-0-3(-3)-1, 12/13/03-1/31/04
12	- 9-0-3, 10/14/06-12/16/06
11	- 8-0-3(-3)-0, 11/3/01-11/23/01

ON ROAD:

15	- 12-0-3, 1/4/18-3/19/18
13	- 10-0-3, 1/4/16-3/9/16
8	- 8-0-0, 10/4/18-11/10/18
8	- 6-0-2, 11/24/11-12/27/11

LONGEST WINLESS STREAK

15	- 0-10-3(-3)-2, 3/10/03-4/6/03
8	- 0-7-1, 4/4/13-4/19/13*
7	- 0-7-1(-1)-0, 3/7/02-3/21/02
7	- four times, last: 0-3(-3)-1, 3/6/04-3/19/04

AT HOME:

9	- 0-8-1, 1/21/99-3/2/99
7	- 0-4(-2)-1, 3/6/03-4/1/03
7	- 0-3(-4)-0, 11/17/00-11/16/00

ON ROAD:

10	- 0-8-2, 11/12/18-12/22/18
10	- 0-7-3, 3/14/13-4/27/13*
10	- 0-6(-2)-1, 3/12/03-4/6/03
10	- 0-3(-2)-4, 10/11/02-11/7/02

LONGEST LOSING STREAK

8	- 4/13-4/19/13*
7	- 11/20/99-12/19/99
6	- eight times, last: 3/29/15-4/11/15
6	- six times, last: 12/15/16-1/3/17
5	- 0-4-1, 10/31/19-11/21/19*
5	- 0-4-1, 2/26/15-3/17/15
5	- 0-5-0, 10/13/01-10/30/01

ON ROAD:

10	- 11/12/18-12/22/18
10	- 3/14/13-4/27/13*
7	- 12/18/08-1/10/09
6	- 1/26/06-3/5/06
6	- 2/19/13-3/4/13*

MOST CONSECUTIVE TIES

2 - five times, last: 3/11/04-3/13/04

LONGEST SHUTOUT STREAK

233:39	- 3/22/08-3/30/08
181:07	- 3/5/20-3/10/20*
166:54	- 12/13/17-12/19/17

AT HOME:

165:42	- 3/2/06-3/18/06
163:24	- 2/20/03-3/1/03
157:42	- 12/14/02-12/15/02

ON ROAD:

165:38	- 3/15/08-3/20/08
160:57	- 4/5/06-4/11/06
131:06	- 3/18/01-3/11/01

MOST CONSECUTIVE GAMES WITHOUT BEING SHUTOUT

70	- 10/25/07-3/30/08
57	- 2/26/04-1/10/06
43	- 1/4/18-4/17/18

AT HOME:

148	- 1/13/04-11/17/08
58	- 2/27/11-2/10/13
56	- 2/7/11-4/7/11

ON ROAD:

51	- 1/4/18-2/25/19
44	- 11/7/09-11/20/10
34	- 10/23/01-3/28/08
34	- 1/4/99-11/22/99

LONGEST SCORELESS STREAK

227:39	- 1/17/15-11/25/15
176:38	- 2/19/13-2/12/13*
174:48	- 11/6/13-11/12/13

AT HOME:

191:44	- 3/25/10-4/1/10
166:28	- 4/4/13-4/12/13*
165:45	- 11/18/10-11/28/10

ON ROAD:

217:55	- 3/27/03-4/6/03
199:13	- 11/5/18-11/23/15
174:48	- 11/6/13-11/12/13

POINTS**MOST POINTS**

117	- 2017-18 (53-18-11)
110	- 2006-07 (49-25-8)
106	- 2005-06 (49-25-8)

AT HOME:

65	- 2005-06 (32-8-1)
61	- 2006-07 (28-8-5)
60	- 2014-15 (28-9-4)

ON ROAD:

57	- 2017-18 (25-9-7)
49	- 2009-10 (23-15-3)
47	- 2006-07 (23-15-1)
47	- 2011-12 (22-16-3)

FEWEST POINTS

41	- 2012-13 (16-23-9)*
63	- 1998-99 (28-47-7)
69	- 2001-02 (28-41-13)-0
70	- 1999-00 (28-40-7-7)

AT HOME:

26	- 2012-13 (11-9-4)*
34	- 1998-99 (15-22-4)
35	- 1999-00 (15-21-3-2)
39	- 2000-01 (16-18-7-0)

ON ROAD:

15	- 2012-13 (5-14-5)*
27	- 2001-02 (11-25-5-0)
29	- 1998-99 (12-25-3)
32	- 2002-03 (9-18-8-6)

WINS**MOST WINS**

53	- 2017-18
51	- 2006-07
49	- 2005-06

AT HOME:

32	- 2005-06
28	- 2017-18
28	- 2014-15
26	- 2006-07
26	- 2011-12

ON ROAD:

25	- 2017-18
23	- 2009-10
22	- 2006-07
22	- 2011-12

FEWEST WINS

16	- 2012-13*
27	- 2002-03
28	- three times, last: 2001-02

AT HOME:

11	- 2012-13*
15	- 1999-00
16	- 1998-99
16	- 2000-01

ON ROAD:

5	- 2012-13*
9	- 2002-03
11	- 2001-02
13	- 1999-00
13	- 1998-99

FEWEST GAMES TO 10 WINS

13	- 11/1/18
15	- 11/17/14
15	- 11/11/06
15	- 10/10/05
16	- 11/4/15

FEWEST GAMES TO 20 WINS

30	- 12/16/14
31	- 12/17/05
31	- 12/11/18
31	- 12/14/17
31	- 12/74/06
31	- 12/15/09

FEWEST GAMES TO 30 WINS

43	- 1/16/15
44	- 1/12/07
48	- 1/28/06

FEWEST GAMES TO 40 WINS

60	- 2/22/15
61	- 2/19/07
63	- 3/1/18

FEWEST GAMES TO 50 WINS

77	- 3/29/18
81	- 4/5/07

REGULATION LOSSES**MOST REGULATION LOSSES**

47	- 1998-99
41	- 2001-02
40	- 1999-00

AT HOME:

22	- 1998-99
21	- 1999-00
18	- 2000-01

ON ROAD:

25	- 2001-02
19	- 1998-99
19	- 2003-04
19	- 1999-00

FEWEST REGULATION LOSSES

18	- 2017-18
23	- 2006-07
25	- 2014-15
25	- 2005-06

AT HOME:

8	- 2006-07
9	- 2005-06
9	- 2017-18
9	- 2016-17
9	- 2014-15
9	- 2012-13*
9	- 2011-12

ON ROAD:

13	- 2017-18
9	- 2012-13*
9	- 2018-19
15	- 2013-14
15	- 2009-10
15	- 2006-07

TIES**MOST TIES**

13	- 2002-03
13	- 2001-02

AT HOME:

8	- 2001-02
8	- 2002-03

ON ROAD:

7	- 1999-00
3	- 1999-00
2	- 2001-01

FEWEST TIES

7	- 1999-00
8	- 2001-02
8	- 2002-03

FEWEST TIES

7	- 1999-00
8	- 2001-02
8	- 2002-03

OVERTIME LOSSES**MOST OVERTIME LOSSES**

14	- 2015-16
12	- 2016-17
11	- 2013-14
11	- 2017-18
11	- 2010-11

AT HOME:

8	- 2016-17
8	- 2010-11
5	- 2013-14
5	- 2011-12
5	- 2006-07



TEAM RECORDS - SEASON

GOALS

MOST GOALS SCORED	
272	- 2006-07
267	- 2017-18
259	- 2005-06
240	- 2018-19
AT HOME:	
153	- 2006-07
142	- 2005-06
138	- 2017-18
131	- 2016-17
128	- 2015-16
ON ROAD:	
123	- 2017-18
119	- 2006-07
118	- 2018-19
117	- 2009-10
	- 2005-06

FEWEST GOALS SCORED

109	- 2012-13*
183	- 2002-03
186	- 2000-01
190	- 1998-99
AT HOME:	
59	- 2012-13*
92	- 2000-01
98	- 2002-03
101	- 2001-02
ON ROAD:	
50	- 2012-13*
85	- 2002-03
86	- 1998-99
94	- 2000-01

MOST GOALS AGAINST

261	- 1998-99
240	- 1999-00
242	- 2013-14
AT HOME:	
126	- 1998-99
119	- 2013-14
116	- 1999-00
ON ROAD:	
135	- 2001-02
	- 1998-99
133	- 2005-06

FEWEST GOALS AGAINST

133	- 2012-13*
194	- 2010-11
200	- 2000-01
206	- 2002-03
AT HOME:	
55	- 2012-13*
90	- 2002-03
91	- 2010-11
93	- 2003-04
ON ROAD:	
78	- 2012-13*
98	- 2000-01
100	- 2017-18
103	- 2010-11

MOST 30-Goal Scorers

2	- 2016-17 (Arvidsson, Forsberg) - 2015-16 (Forsberg, Neal) - 2005-06 (Kariya, Sullivan)
1	- 2018-19 (Arvidsson) - 2009-10 (Hornqvist) - 2008-09 (Arnott)

MOST 20-Goal Scorers

6	- 2006-07 (Arnott, Legwand, Kariya, Hartnell, Sullivan, Dumont)
5	- 2005-06 (Kariya, Sullivan, Hartnell, Perreault, Erat)
4	- 2017-18 (Arvidsson, Forsberg, Fiola, Smith) - 2015-16 (Forsberg, Neal, Smith, Weber) - 2014-15 (Forsberg, Neal, Smith, Wilson) - 2013-14 (Fisher, Hornqvist, Smith, Weber) - 2007-08 (Arnott, Dumont, Erat, Radulov)

SPECIAL TEAMS

MOST POWER-PLAY GOALS	
94	- 2005-06
72	- 2003-04
71	- 2006-07
AT HOME:	
50	- 2005-06
44	- 2006-07
41	- 2003-04
ON ROAD:	
44	- 2005-06
32	- 2002-03
31	- 2003-04

FEWEST POWER-PLAY GOALS

24	- 2012-13*
33	- 2018-19
39	- 2019-20*
AT HOME:	
16	- 2019-20*
	- 2012-13*
18	- 2018-19
19	- 2014-15
ON ROAD:	
8	- 2012-13*
15	- 2018-19
16	- 1998-99

MOST POWER-PLAY CHANCES

512	- 2005-06 (94 PPG, 18.4%)
426	- 2003-04 (72 PPG, 16.9%)
418	- 2002-03 (58 PPG, 13.9%)
AT HOME:	
260	- 2005-06 (50 PPG, 19.2%)
234	- 2003-04 (41 PPG, 17.5%)
219	- 2006-07 (44 PPG, 20.1%)
ON ROAD:	
252	- 2005-06 (44 PPG, 17.5%)
214	- 2002-03 (32 PPG, 15.0%)
192	- 2003-04 (31 PPG, 16.1%)

FEWEST POWER-PLAY CHANCES

140	- 2012-13 (24 PPG, 17.1%)*
226	- 2019-20 (39 PPG, 17.3%)*
239	- 2013-14 (46 PPG, 19.2%)
250	- 2011-12 (54 PPG, 21.6%)
AT HOME:	
68	- 2012-13 (16 PPG, 23.5%)*
112	- 2019-20 (16 PPG, 14.3%)*
121	- 2013-14 (25 PPG, 20.7%)
125	- 2014-15 (19 PPG, 15.2%)
ON ROAD:	
72	- 2012-13 (8 PPG, 11.1%)*
112	- 2018-19 (15 PPG, 13.4%)
114	- 2019-20 (23 PPG, 20.2%)*
118	- 2013-14 (12 PPG, 17.8%)

MOST POWER PLAY GOALS AGAINST

82	- 2005-06
75	- 1998-99
64	- 2003-04
AT HOME:	
34	- 2005-06
31	- 1998-99
30	- 2017-18
ON ROAD:	
48	- 2005-06
44	- 1998-99
42	- 2008-09

FEWEST POWER PLAY GOALS AGAINST

34	- 2012-13*
40	- 2011-12
41	- 2010-11
45	- 2018-19
AT HOME:	
13	- 2012-13*
16	- 2019-20*
17	- 2010-11
ON ROAD:	
18	- 2008-09
	- 2001-02

ON ROAD:

21	- 2018-19
	- 2012-13*
22	- 2011-12
	- 2015-16
	- 2007-08
23	- 2013-14

MOST CONSECUTIVE GAMES WITH A POWER-PLAY GOAL

11	- 11/10/05-12/17/05
9	- 12/10/05-12/28/05
	- 10/10/99-11/30/99
AT HOME:	
13	- 10/10/11-12/21/11
11	- 11/16/06-12/26/06
9	- 2/13/04-3/23/04

ON ROAD:

9	- 11/19/05-12/28/05
6	- three times, last: 10/18/06-11/4/06

MOST CONSECUTIVE GAMES WITHOUT A POWER-PLAY GOAL

9	- 1/13/19-2/27/19
	- 3/20/10-4/3/10
8	- 11/22/14-12/9/14
7	- 3/6/18-3/19/18
	- 10/8/09-10/21/09
	- 3/25/03-4/6/03

AT HOME:

13	- 10/11/14-12/6/14
7	- 3/20/10-4/10/10
6	- 1/21/20-2/22/20*
	- 3/1/14-3/25/14
	- 11/23/13-12/5/13

ON ROAD:

9	- 10/31/01-12/2/01
8	- 11/7/98-12/11/98

MOST CONSECUTIVE UNSUCCESSFUL POWER-PLAY ATTEMPTS

39	- 3/23/03-4/6/03
34	- 1/9/19-2/5/19
29	- 3/18/10-4/7/10
	- 10/3/09-10/22/09

AT HOME:

45	- 10/9/14-12/16/14
29	- 2/8/02-3/11/02
26	- 12/29/18-2/5/19
	- 12/14/02-12/30/02

ON ROAD:

34	- 10/31/01-12/2/01
29	- 11/7/98-12/11/98
26	- 3/23/03-4/6/03

MOST CONSECUTIVE GAMES WITH A POWER-PLAY GOAL AGAINST

9	- 10/26/02-11/74/02
8	- four times, last: 12/14/09-12/29/09
AT HOME:	
6	- 11/20/17-12/21/17
	- 10/20/05-11/10/05
5	- 11/10/03-10/30/03
	- 11/30/02-12/14/02

ON ROAD:

12	- 10/11/02-11/17/02
10	- 1/28/13-3/4/13*

MOST CONSECUTIVE GAMES WITHOUT ALLOWING A POWER-PLAY GOAL

10	- 3/12/19-4/27/19
9	- 11/18/10-12/14/10
8	- 3/5/16-3/21/16
	- 11/16/13-11/30/13

AT HOME:

12	- 2/12/09-3/24/09
	- 11/11/14-12/30/14
9	- 12/13/08-1/17/09

ON ROAD:

7	- 2/25/06-3/4/06
	- 12/17/00-1/4/01
6	- 3/12/19-4/27/19
5	- three times, last: 3/15/08-4/4/08

MOST CONSECUTIVE SUCCESSFUL PENALTY KILLS

37	- 11/16/10-12/6/10
34	- 4/1/06-4/13/06
29	- 1/28/06-2/16/06
AT HOME:	
34	- 2/12/09-3/24/09
33	- 2/10/03-3/1/03
30	- 12/13/08-1/19/09
	- 2/12/09-3/10/09

ON ROAD:

28	- 12/17/00-1/8/01
24	- 11/19/07-12/19/07
23	- 11/16/10-12/6/10

MOST SHORTHANDED GOALS

14	- 2003-04
12	- 2016-17
	- 2005-06
10	- 2017-18
AT HOME:	
14	- 2003-04
12	- 2016-17
	- 2005-06
10	- 2017-18
ON ROAD:	
6	- 2016-17
	- 2006-07
5	- 2005-06
	- 2015-16

FEWEST SHORTHANDED GOALS

1	- 2012-13*
2	- 2013-14
	- 2002-03
4	- 2014-15
AT HOME:	
0	- 2012-13*
	- 2002-03
1	- 2013-14
ON ROAD:	
1	- 2019-20*
	- 2014-15
	- 2013-14
	- 2012-13*
	- 2001-02

MOST TIMES SHORTHANDED

533	- 2005-06 (82 PPGA, 84.6%)
387	- 2006-07 (55 PPGA, 85.8%)
357	- 1998-99 (15 PPGA, 19.0%)
AT HOME:	
265	- 2005-06 (34 PPGA, 87.2%)
196	- 2006-07 (28 PPGA, 85.7%)
176	- 2003-04 (24 PPGA, 86.3%)
	- 2001-02 (18 PPGA, 89.8%)
ON ROAD:	
268	- 2005-06 (48 PPGA, 82.1%)
191	- 2006-07 (27 PPGA, 85.9%)
190	- 2002-03 (39 PPGA, 19.5%)

FEWEST TIMES SHORTHANDED

139	- 2012-13 (34 PPGA, 75.5%)*
213	- 2019-20 (51 PPGA, 76.1%)*
234	- 2014-15 (45 PPGA, 80.8%)
238	- 2013-14 (47 PPGA, 80.2%)
AT HOME:	
62	- 2012-13 (13 PPGA, 79.0%)*
91	- 2018-19 (21 PPGA, 82.4%)
104	- 2011-12 (19 PPGA, 81.7%)
110	- 2014-15 (20 PPGA, 81.8%)
ON ROAD:	
77	- 2012-13 (21 PPGA, 72.7%)*
118	- 2018-19 (16 PPGA, 82.4%)
120	- 2013-14 (23 PPGA, 81.3%)*
122	- 2019-20 (35 PPGA, 71.3%)*

* The 2012-13 season was 48 games.

* The Predators played 69 games in the 2019-20 season.



TEAM RECORDS – SEASON

SPECIAL TEAMS

MOST SHORTHANDED GOALS AGAINST

13	- 2005-06
11	- 1999-00
10	- 2007-08
	- 1998-99

AT HOME:

6	- 2007-08
	- 1999-00
5	- 2018-19
	- 2005-06

ON ROAD:

8	- 2005-06
6	- 1998-99
5	- four times, last: 2008-09

FEWEST SHORTHANDED GOALS AGAINST

0	- 2013-14
2	- 2016-17
	- 2015-16
	- 2010-11
	- 2006-07

AT HOME:

0	- 2013-14
1	- 2011-12
	- 2010-11

ON ROAD:

0	- five times, last: 2016-17
---	-----------------------------

MOST CONSECUTIVE GAMES WITH A SHORTHANDED GOAL

3	- 12/15/01-12/23/01
2	- 14 times, last: 10/22/19-10/24/19*

AT HOME:

3	- 12/15/01-12/23/01
2	- eight times, last: 10/22/19-10/24/19*

ON ROAD:

2	- 1/24/06-1/26/06
---	-------------------

MOST CONSECUTIVE GAMES WITH A SHORTHANDED GOAL AGAINST

2	- nine times, last: 12/17/19-12/19/19*
---	--

AT HOME:

2	- four times, last: 12/6/07-12/8/07
---	-------------------------------------

ON ROAD:

2	- three times, last: 12/17/19-12/19/19*
---	---

PENALTY MINUTES

MOST PENALTY MINUTES

1533	- 2005-06
1420	- 1998-99
1360	- 2003-04

AT HOME:

819	- 2005-06
766	- 2003-04
696	- 1998-99

ON ROAD:

724	- 1998-99
714	- 2005-06
594	- 2003-04

FEWEST PENALTY MINUTES

471	- 2012-13*
618	- 2019-20*
686	- 2018-19
689	- 2011-12

AT HOME:

233	- 2012-13*
282	- 2019-20*
288	- 2014-15
337	- 2009-10

ON ROAD:

238	- 2012-13*
309	- 2010-11
333	- 2018-19
336	- 2019-20*

MOST PENALTY MINUTES, OPPONENT

1617	- 2003-04
1498	- 2005-06
1326	- 1998-99

AT HOME:

931	- 2003-04
826	- 2006-07
765	- 1998-99

ON ROAD:

735	- 2005-06
686	- 2003-04
561	- 1998-99

FEWEST PENALTY MINUTES, OPPONENT

485	- 2012-13*
658	- 2019-20*
683	- 2011-12
696	- 2010-11

AT HOME:

249	- 2012-13*
307	- 2019-20*
353	- 2014-15
388	- 2011-12

ON ROAD:

236	- 2012-13*
285	- 2010-11
295	- 2011-12
323	- 2018-19

SHOTS

MOST SHOTS

2678	- 2018-19
2641	- 2017-18
2614	- 2014-15

AT HOME:

1387	- 2018-19
1345	- 2014-15
1334	- 2017-18

ON ROAD:

1307	- 2017-18
1291	- 2018-19
1269	- 2014-15

FEWEST SHOTS

1244	- 2012-13*
2019	- 2001-02
2182	- 2000-01
2215	- 1999-00

AT HOME:

658	- 2012-13*
1079	- 2001-02
1161	- 2003-04
1156	- 2000-01

ON ROAD:

586	- 2012-13*
940	- 2001-02
961	- 1999-00
999	- 1998-99

MOST SHOTS AGAINST

2696	- 1998-99
2662	- 2005-06
2659	- 2017-18

AT HOME:

1381	- 1998-99
1314	- 2005-06
1302	- 2006-07

ON ROAD:

1371	- 2017-18
1348	- 2005-06
1315	- 1998-99

FEWEST SHOTS AGAINST

1335	- 2012-13*
2157	- 2019-20*
2231	- 2015-16
2252	- 2002-03

AT HOME:

634	- 2012-13*
1044	- 2019-20*
1125	- 2014-15
1131	- 2003-04

ON ROAD:

701	- 2012-13*
1103	- 2000-01
1104	- 2002-03
1111	- 2010-11

* The 2012-13 season was 48 games.

* The Predators played 69 games in the 2019-20 season.



TEAM RECORDS — GAME

GOALS

MOST GOALS SCORED

9 - 11/18/14 in 9-2 win at Toronto
 - 3/18/06 in 9-4 win vs. Calgary
 - 3/4/04 in 9-4 win at Pittsburgh

8 - 12/17/19 in 8-3 win at NY Islanders
 - 2/28/09 in 8-0 win at Detroit
 - 1/5/07 in 8-3 win at Chicago
 - 2/22/04 in 8-2 win at Phoenix

AT HOME:

9 - 3/18/06 in 9-4 win vs. Calgary
 8 - 2/28/09 in 8-0 win vs. Detroit
 7 - 12 times, last: 1/5/19 in 7-2 win vs. Washington

ON ROAD:

9 - 11/18/14 in 9-2 win at Toronto
 - 3/4/04 in 9-4 win at Pittsburgh

8 - 12/17/19 in 8-3 win at NY Islanders
 - 1/5/07 in 8-3 win at Chicago
 - 2/22/04 in 8-2 win at Phoenix

MOST GOALS ALLOWED

9 - 11/7/19 in 9-4 loss at Colorado
 8 - seven times, last: 3/2/20 in 8-3 loss vs. Edmonton

AT HOME:

8 - 3/2/20 in 8-3 loss vs. Edmonton
 - 10/5/06 in 8-6 loss vs. Chicago

ON ROAD:

9 - 11/7/19 in 9-4 loss at Colorado
 8 - five times, last: 3/10/19 in 8-5 loss at San Jose

MOST GOALS SCORED BY BOTH TEAMS

14 - 10/5/06 in 8-6 loss vs. Chicago
 13 - seven times, last: 11/7/19 in 9-4 loss at Colorado

AT HOME:

14 - 10/5/06 in 8-6 loss vs. Chicago
 13 - 11/16/06 in 7-6 loss vs. Minnesota
 - 3/18/06 in 9-4 win vs. Calgary

ON ROAD:

13 - five times, last: 11/7/19 in 9-4 loss at Colorado
 12 - 4/10/09 in 8-4 loss at Minnesota
 - 2/27/08 in 8-4 loss at Buffalo

LARGEST MARGIN OF VICTORY

8 - 2/28/09 in 8-0 win vs. Detroit
 7 - four times, last: 11/4/16 in 7-0 win vs. Winnipeg
 6 - eight times, last: 2/22/18 in 7-1 win vs. San Jose

AT HOME:

8 - 2/28/09 in 8-0 win vs. Detroit
 7 - four times, last: 11/4/16 in 7-0 win vs. Winnipeg
 6 - eight times, last: 2/22/18 in 7-1 win vs. San Jose

ON ROAD:

7 - 11/18/14 in 9-2 win at Toronto
 - 1/8/08 in 7-0 win at Los Angeles
 6 - 12/13/17 in 7-1 win at Vancouver
 - 2/22/04 in 8-2 win at Phoenix
 5 - 10 times, last: 12/17/19 in 8-3 win at NY Islanders

LARGEST MARGIN OF DEFEAT

8 - 1/11/99 in 8-0 loss at Philadelphia
 7 - 10/30/02 in 7-0 loss at St. Louis
 - 1/18/99 in 8-1 loss at Boston

AT HOME:

5 - 12 times, last: 3/2/20 in 8-3 loss vs. Edmonton

ON ROAD:

8 - 1/11/99 in 8-0 loss at Philadelphia
 7 - 10/30/02 in 7-0 loss at St. Louis
 - 1/18/99 in 8-1 loss at Boston

SPECIAL TEAMS

MOST POWER PLAY GOALS

6 - 3/4/04 in 9-4 win at Pittsburgh
 5 - 2/18/04 in 7-3 win vs. San Jose
 4 - 1/7/12 in 5-2 win vs. Carolina
 - 1/10/05 in 5-3 win vs. Dallas
 - 12/20/01 in 6-2 win vs. Vancouver

AT HOME:

5 - 2/18/04 in 7-3 win vs. San Jose
 4 - 1/7/12 in 5-2 win vs. Carolina
 - 1/10/05 in 5-3 win vs. Dallas
 - 12/20/01 in 6-2 win vs. Vancouver

ON ROAD:

6 - 3/4/04 in 9-4 win at Pittsburgh
 3 - 16 times, last: 10/21/16 in 5-3 loss at Detroit

MOST POWER PLAY CHANCES

12 - 10/26/05 in 3-2 loss at Columbus
 11 - 2/8/07 in 4-2 win vs. Toronto
 - 12/7/06 in 2-1 win at St. Louis
 - 12/20/01 in 6-2 win vs. Vancouver

AT HOME:

11 - 2/8/07 in 4-2 win vs. Toronto
 - 12/20/01 in 6-2 win vs. Vancouver
 10 - seven times, last: 10/21/16 in 4-2 win vs. Anaheim

ON ROAD:

12 - 10/26/05 in 3-2 loss at Columbus
 11 - 12/17/06 in 2-1 win at St. Louis
 10 - four times, last: 12/16/04 in 5-0 loss at Colorado

MOST POWER PLAY GOALS AGAINST

5 - five times, last: 11/2/19 in 6-3 loss vs. Vancouver
 4 - eight times, last: 3/31/18 in 7-4 loss vs. Buffalo

AT HOME:

5 - 11/2/19 in 6-3 loss vs. Vancouver
 11/2/19/08 in 6-2 loss vs. Minnesota
 - 2/31/08 in 7-4 loss vs. Buffalo
 - 12/22/11 in 6-5 win vs. Columbus
 - 3/18/06 in 9-4 win vs. Calgary

ON ROAD:

5 - 2/18/09 in 6-2 loss at Detroit
 4 - 10/7/06 in 6-5 loss at Minnesota
 4 - five times, last: 10/1/10 in 5-4 loss at Toronto

MOST SHORTHANDED GOALS

2 - seven times, last: 10/1/10 in 6-5 OLL vs. Calgary
 2 - 10/31/19 in 6-5 OLL vs. Calgary

AT HOME:

11/2/19/08 in 6-2 loss vs. St. Louis
 - 3/13/18 in 3-1 win vs. Winnipeg
 - 11/18/99 in 6-1 win vs. Montreal

ON ROAD:

2 - 11/6/08 in 7-6 loss at Calgary
 - 1/19/08 in 5-2 win at St. Louis
 - 3/14/00 in 3-2 loss at Detroit

MOST SHORTHANDED SITUATIONS

13 - 10/25/05 in 5-3 win vs. Chicago
 12 - 11/26/05 in 3-1 loss vs. Dallas
 11 - four times, last: 11/29/08 in 6-2 loss vs. Minnesota

AT HOME:

13 - 10/25/05 in 5-3 win vs. Chicago
 12 - 11/26/05 in 3-1 loss vs. Dallas
 11 - 11/29/08 in 6-2 loss vs. Minnesota
 - 3/2/06 in 3-1 win vs. Vancouver

ON ROAD:

11 - 3/5/06 in 3-2 loss at Edmonton
 - 2/16/08 in 4-2 loss at Dallas
 10 - nine times, last: 10/20/11 in 3-1 loss at Vancouver

MOST SHORTHANDED GOALS AGAINST

2 - 12/13/18 in 4-3 win vs. Vancouver
 3-12/13/18 in 3-1 win vs. Calgary
 - 3/2/02 in 5-2 loss at Calgary
 - 3/2/00 in 4-3 loss at San Jose
 - 10/24/16 in 6-1 loss at Anaheim

AT HOME:

2 - 12/13/18 in 4-3 win vs. Vancouver
 - 3/2/13 in 5-3 win vs. Calgary

ON ROAD:

2 - 3/2/02 in 5-2 loss at Calgary
 - 3/2/00 in 4-3 loss at San Jose
 - 10/24/16 in 6-1 loss at Anaheim

PENALTY MINUTES

MOST PENALTY MINUTES

95 - 10/25/05 in 5-3 win vs. Chicago
 85 - 10/30/02 in 5-3 win vs. Detroit
 54 - 3/6/08 in 6-2 loss at Vancouver
 - 3/17/06 in 3-2 loss at San Jose

AT HOME:

95 - 10/25/05 in 5-3 win vs. Chicago
 85 - 10/30/02 in 5-3 win vs. Detroit
 46 - 11/29/08 in 6-2 loss vs. Minnesota

ON ROAD:

54 - 3/6/08 in 6-2 loss at Vancouver
 - 3/17/06 in 3-2 loss at San Jose
 47 - 3/20/04 in 3-1 win at Calgary
 46 - 10/7/17 in 4-0 loss at Pittsburgh

MOST PENALTY MINUTES, OPPONENT

125 - 10/30/02 in 5-3 win vs. Detroit
 107 - 3/20/04 in 3-1 win at Calgary
 64 - 2/3/07 in 3-0 win vs. Anaheim

AT HOME:

125 - 10/30/02 in 5-3 win vs. Detroit
 64 - 2/3/07 in 3-0 win vs. Anaheim
 60 - 10/7/10 in 3-0 win vs. Winnipeg

ON ROAD:

107 - 3/20/04 in 3-1 win at Calgary
 62 - 3/10/06 in 3-2 loss at San Jose
 56 - 3/6/08 in 6-2 loss at Vancouver

MOST PENALTY MINUTES, BOTH TEAMS

210 - 10/20/03 in 5-3 win vs. Detroit (DET 125, NSH 85)
 156 - 10/4/15 in 7-0 win vs. Winnipeg (WPG 84, NSH 72)
 154 - 3/20/04 in 3-1 win at Calgary (CGY 107, NSH 47)

AT HOME:

210 - 10/20/03 in 5-3 win vs. Detroit (DET 125, NSH 85)
 156 - 10/4/15 in 7-0 win vs. Winnipeg (WPG 84, NSH 72)
 146 - 10/25/05 in 5-3 win vs. Chicago (NSH 95, CHI 51)

ON ROAD:

154 - 3/20/04 in 3-1 win at Calgary (CGY 107, NSH 47)
 116 - 3/10/06 in 3-2 loss at San Jose (SJS 62, NSH 54)
 110 - 3/6/08 in 6-2 loss vs. Vancouver (VAN 56, NSH 54)

SHOTS

MOST SHOTS

55 - 11/4/09 in 2-0 win vs. Montreal
 52 - 10/4/99 in 5-1 loss vs. San Jose
 51 - 10/29/19 in 3-0 win vs. Chicago
 - 2/27/08 in 3-2 loss vs. Vancouver
 - 1/13/00 in 4-3 loss vs. Vancouver

AT HOME:

55 - 11/4/09 in 2-0 win vs. Montreal
 52 - 10/4/99 in 5-1 loss vs. San Jose
 51 - 10/29/19 in 3-0 win vs. Chicago
 - 2/27/08 in 3-2 loss vs. Vancouver
 - 1/13/00 in 4-3 loss vs. Vancouver

ON ROAD:

48 - 12/28/19 in 6-4 loss at Pittsburgh
 - 12/13/17 in 7-1 win at Vancouver
 - 12/20/03 in 4-2 loss at Detroit
 - 2/19/19 in 5-3 win at Dallas
 - 2/5/18 in 5-4 win at NY Islanders
 - 10/15/15 in 4-3 loss at NY Islanders
 - 11/7/08 in 2-1 loss at Arizona
 - 4/3/18 in 2-1 loss at Florida
 - 2/17/10 in 3-2 SOL at Toronto

ON ROAD:

48 - 12/28/19 in 6-4 loss at Pittsburgh
 - 12/13/17 in 7-1 win at Vancouver
 - 12/20/03 in 4-2 loss at Detroit
 - 2/19/19 in 5-3 win at Dallas
 - 2/5/18 in 5-4 win at NY Islanders
 - 10/15/15 in 4-3 loss at NY Islanders
 - 11/7/08 in 2-1 loss at Arizona
 - 4/3/18 in 2-1 loss at Florida
 - 2/17/10 in 3-2 SOL at Toronto

ON ROAD:

46 - 10/15/15 in 4-3 loss at NY Islanders
 - 11/7/08 in 2-1 loss at Arizona
 - 4/3/18 in 2-1 loss at Florida
 - 2/17/10 in 3-2 SOL at Toronto

MOST SHOTS AGAINST

57 - 11/1/08 in 4-3 OT win at San Jose
 53 - 3/21/03 in 5-3 win vs. Calgary
 51 - 2/10/09 in 5-3 loss vs. Detroit

AT HOME:

53 - 12/23/98 in 5-3 win vs. Detroit
 51 - 2/10/09 in 5-3 loss vs. Detroit
 50 - 2/19/99 in 5-2 loss vs. Detroit

ON ROAD:

57 - 11/1/08 in 4-3 OT win at San Jose
 - 3/20/10 in 5-2 loss at Detroit
 50 - 2/16/16 in 3-1 loss at Vegas
 49 - 2/12/09 in 3-2 SO win at Montreal
 - 1/12/09 in 1-0 loss vs. Washington

MOST SHOTS BY BOTH TEAMS

90 - 10/16/06 in 7-6 loss vs. Minnesota (NSH 45, MIN 45)
 87 - 12/23/98 in 5-3 win vs. Detroit (DET 53, NSH 34)
 86 - 2/7/19 in 5-3 win at Dallas (NSH 47, DAL 39)
 - 10/9/10 in 4-1 win vs. Anaheim (NSH 49, ANA 37)
 - 11/10 in 4-3 OT win at San Jose (SJS 57, NSH 29)
 - 10/21/06 in 4-3 loss vs. Vancouver (VAN 46, NSH 40)

AT HOME:

90 - 10/16/06 in 7-6 loss vs. Minnesota (NSH 45, MIN 45)
 87 - 12/23/98 in 5-3 win vs. Detroit (DET 53, NSH 34)
 86 - 2/7/19 in 5-3 win at Dallas (NSH 47, ANA 37)
 - 10/9/10 in 4-1 win at San Jose (SJS 57, NSH 29)
 - 10/21/06 in 4-3 loss vs. Vancouver (VAN 46, NSH 40)

AT HOME:

90 - 10/16/06 in 7-6 loss vs. Minnesota (NSH 45, MIN 45)
 87 - 12/23/98 in 5-3 win vs. Detroit (DET 53, NSH 34)
 86 - 10/9/10 in 4-1 win vs. Anaheim (NSH 49, ANA 37)
 - 10/21/06 in 4-3 loss vs. Vancouver (VAN 46, NSH 40)

ON ROAD:

86 - 2/7/19 in 5-3 win at Dallas (NSH 47, DAL 39)
 - 11/10/10 in 4-3 OT win at San Jose (SJS 57, NSH 29)
 83 - 3/25/08 in 4-5 SOL at Winnipeg (WPG 49, NSH 32)
 81 - 2/10/18 in 4-2 SO win at Montreal (MTL 49, NSH 32)
 - 12/21/17 in 4-2 loss at Minnesota (NSH 41, MIN 38)

FEWEST SHOTS

9 - 1/27/01 in 5-1 loss vs. Colorado
 10 - 11/22/99 in 3-2 loss at St. Louis
 12 - 10/7/11 in 3-1 loss at Edmonton

AT HOME:

9 - 1/27/01 in 5-1 loss vs. Colorado
 13 - 10/15/09 in 3-1 loss vs. Chicago

ON ROAD:

10 - 11/22/99 in 3-2 loss at St. Louis
 12 - 10/7/11 in 3-1 loss at Edmonton
 13 - 1/24/13 in 3-0 loss at St. Louis
 - 2/9/08 in 4-3 loss at San Jose
 - 10/15/02 in 4-3 loss at NY Islanders

FEWEST SHOTS AGAINST

12 - 3/4/03 in 2-1 loss at St. Louis
 13 - 11/8/01 in 3-1 loss at Montreal
 14 - 12/3/10 in 3-2 loss vs. Buffalo

AT HOME:

14 - 12/3/10 in 3-2 loss vs. Buffalo
 15 - 11/24/10 in 2-1 SOL vs. St. Louis
 - 10/29/02 in 2-1 loss vs. New Jersey

ON ROAD:

12 - 3/4/03 in 2-1 loss at St. Louis
 13 - 11/8/01 in 3-1 loss at Montreal
 14 - 12/3/10 in 3-2 loss vs. Buffalo
 - 3/23/10 in 3-1 loss vs. Dallas

AT HOME:

14 - 12/3/10 in 3-2 loss vs. Buffalo
 15 - 11/24/10 in 2-1 SOL vs. St. Louis
 - 10/29/02 in 2-1 loss vs. New Jersey

ON ROAD:

12 - 3/4/03 in 2-1 loss at St. Louis
 13 - 11/8/01 in 3-1 loss at Montreal
 14 - 12/3/10 in 3-2 loss vs. Buffalo

FEWEST SHOTS BY BOTH TEAMS

31 - 3/4/03 in 2-1 loss at St. Louis (NSH 19, STL 12)
 35 - 3/4/10 in 3-1 loss at Los Angeles (NSH 19, LAK 19)
 - 12/28/98 in 1-0 loss at Dallas (DAL 21, NSH 14)
 36 - 10/21/10 in 3-1 win at Dallas (NSH 20, DAL 16)
 - 10/5/01 in 4-1 loss at Dallas (NSH 19, DAL 17)

AT HOME:

31 - 3/4/03 in 2-1 loss at St. Louis (NSH 19, STL 12)
 38 - 3/4/14 in 3-1 loss vs. Pittsburgh (NSH 19, PIT 19)
 - 12/20/03 in 1-0 win vs. Detroit (DET 21, NSH 17)

ON ROAD:

31 - 3/4/03 in 2-1 loss at St. Louis (NSH 19, STL 12)
 35 - 3/4/10 in 3-1 loss at Los Angeles (NSH 19, LAK 19)
 - 12/28/98 in 1-0 loss at Dallas (DAL 21, NSH 14)

LARGEST SHOT ADVANTAGE

35 - 10/4/09 in 2-0 win vs. Montreal (NSH 55, MTL 20)
 31 - 10/29/19 in 3-0 win vs. Chicago (NSH 51, CHI 20)
 30 - 11/25/08 in 1-0 SOL vs. St. Louis (NSH 47, STL 17)

AT HOME:

35 - 10/4/09 in 2-0 win vs. Montreal (NSH 55, MTL 20)
 31 - 10/29/19 in 3-0 win vs. Chicago (NSH 51, CHI 20)
 30 - 11/25/08 in 1-0 SOL vs. St. Louis (NSH 47, STL 17)

ON ROAD:

24 - 10/21/99 in 6-2 loss at Pittsburgh (NSH 40, PIT 16)
 23 - 10/5/18 in 2-1 loss at Arizona (NSH 46, Ari 23)
 22 - 12/13/17 in 7-1 win at Vancouver (NSH 48, VAN 26)

LARGEST SHOT DEFICIT

42 - 10/21/98 in 5-2 loss at Detroit (DET 57, NSH 15)
 30 - 2/10/09 in 5-3 loss vs. Detroit (DET 51, NSH 21)

AT HOME:

30 - 2/10/09 in 5-3 loss vs. Detroit (DET 51, NSH 21)
 29 - 2/19/99 in 5-2 loss vs. Detroit (DET 50, NSH 21)
 27 - 1/27/01 in 5-1 loss vs. Colorado (COL 36, NSH 9)

ON ROAD:



TEAM RECORDS – PERIOD

GOALS

MOST GOALS

6 - 12/17/05 in 2nd of 7-3 win vs. Columbus
5 - eight times, last: 11/4/19 in 2nd of 6-1 win at Detroit

AT HOME:

6 - 11/4/19 in 2nd of 7-3 win vs. Columbus
5 - five times, last: 4/12/14 in 3rd of 7-5 win vs. Chicago

ON ROAD:

5 - 11/4/19 in 2nd of 6-1 win at Detroit
- 11/8/14 in 3rd of 9-2 win at Toronto
- 1/5/07 in 2nd of 8-3 win at Chicago
4 - 19 times, last: 4/6/17 in 1st of 7-3 win at Dallas

MOST GOALS AGAINST

6 - 1/17/19 in 2nd of 9-4 loss at Colorado
- 3/23/18 in 1st of 7-4 loss vs. Phoenix
- 3/11/10 in 3rd of 8-5 loss at San Jose
5 - 3/2/20 in 3rd of 8-3 loss vs. Edmonton
- 3/31/18 in 2nd of 7-4 loss vs. Buffalo
- 10/26/16 in 2nd of 6-1 loss at Anaheim
- 10/22/19 in 3rd of 6-5 win at Ottawa

AT HOME:

6 - 3/28/13 in 1st of 7-4 loss vs. Phoenix
5 - 3/2/20 in 3rd of 8-3 loss vs. Edmonton
- 3/31/18 in 2nd of 7-4 loss vs. Buffalo
4 - 16 times, last: 1/9/14 in 2nd of 4-3 loss vs. Anaheim

ON ROAD:

6 - 1/17/19 in 2nd of 9-4 loss at Colorado
- 3/11/10 in 3rd of 8-5 loss at San Jose
5 - 10/22/09 in 3rd of 6-5 win at Ottawa

MOST GOALS BY BOTH TEAMS

9 - 3/28/13 in 1st of 7-4 loss vs. Phoenix (PHX 6, NSH 3)
8 - 1/17/19 in 2nd of 9-4 loss at Colorado (COL 6, NSH 2)

AT HOME:

9 - 3/28/13 in 1st of 7-4 loss vs. Phoenix (PHX 6, NSH 3)
7 - 4/12/14 in 3rd of 7-5 win vs. Chicago (NSH 5, CHI 2)
- 3/18/06 in 2nd of 9-4 win vs. Calgary (NSH 5, CGY 2)
- 12/17/05 in 2nd of 7-3 win vs. Columbus (NSH 6, CBJ 1)

ON ROAD:

8 - 1/17/19 in 2nd of 9-4 loss at Colorado (COL 6, NSH 2)

FASTEST/LATEST GOALS

FASTEST GOAL FROM START OF GAME

0:11 - David Legwand, 4/5/07 in 4-1 win vs. St. Louis
0:12 - Shea Weber, 4/7/10 in 5-2 loss at Phoenix
0:14 - Patric Hornqvist, 10/29/11 in 3-0 win vs. Anaheim

AT HOME:

0:11 - David Legwand, 4/5/07 in 4-1 win vs. St. Louis
0:14 - Patric Hornqvist, 10/29/11 in 3-0 win vs. Anaheim

ON ROAD:

0:12 - Shea Weber, 4/7/10 in 5-2 loss at Phoenix
0:19 - Ryan Ellis, 4/9/16 in 3-2 loss at Dallas

FASTEST GOAL AGAINST FROM START OF GAME

0:09 - Taylor Pyatt, 12/6/11 in 3-2 loss vs. Phoenix
- Andy McDonald, 11/24/10 in 2-1 SOL vs. St. Louis
0:14 - Tomas Holmstrom, 1/18/03 in 4-3 win at Detroit

AT HOME:

0:09 - Taylor Pyatt, 12/6/11 in 3-2 loss vs. Phoenix
- Andy McDonald, 11/24/10 in 2-1 SOL vs. St. Louis
0:15 - Justin Williams, 12/18/10 in 6-1 loss vs. Los Angeles

ON ROAD:

0:14 - Tomas Holmstrom, 1/18/03 in 4-3 win at Detroit
0:22 - Jason Allison, 12/2/99 in 3-1 win at Boston

FASTEST GOAL FROM START OF SECOND PERIOD

0:07 - Viktor Arvidsson, 11/29/16 in 5-3 win at Colorado
- Alexander Radulov, 1/24/08 in 4-3 OTL at Phoenix
- Vitalii Yachmenev, 10/31/00 in 4-2 loss vs. St. Louis
0:11 - P.J. Dumont, 11/18/06 in 4-2 win vs. Columbus

AT HOME:

0:07 - Vitalii Yachmenev, 10/31/00 in 4-2 loss vs. St. Louis
0:11 - P.J. Dumont, 11/18/06 in 4-2 win vs. Columbus

ON ROAD:

0:07 - Viktor Arvidsson, 11/29/16 in 5-3 win at Colorado
- Alexander Radulov, 1/24/08 in 4-3 OTL at Phoenix
0:12 - Roman Josi, 11/5/15 in 3-2 win at Minnesota

FASTEST GOAL AGAINST FROM START OF SECOND PERIOD

0:09 - Jason Arnott, 2/3/00 in 4-1 loss at New Jersey
0:12 - Jonathan Toews, 4/7/09 in 4-2 loss vs. Chicago
0:15 - Mark Stone, 10/17/15 in 4-3 SO win at Ottawa
0:16 - Kyle Brodziak, 1/30/12 in 5-4 win at Minnesota
- Steve Heinze, 1/18/99 in 8-1 loss at Boston

AT HOME:

0:12 - Jonathan Toews, 4/7/09 in 4-2 loss vs. Chicago
0:18 - Paul Kariya, 4/7/00 in 5-1 loss vs. Anaheim

ON ROAD:

0:09 - Jason Arnott, 2/3/00 in 4-1 loss at New Jersey
0:15 - Mark Stone, 10/17/15 in 4-3 SO win at Ottawa
0:16 - Kyle Brodziak, 1/30/12 in 5-4 win at Minnesota
- Steve Heinze, 1/18/99 in 8-1 loss at Boston

FASTEST GOAL FROM START OF THIRD PERIOD

0:07 - Jason Arnott, 1/30/10 in 4-3 win vs. Atlanta
0:08 - Craig Smith, 1/4/18 in 3-2 OTL at Arizona
0:13 - Adam Hall, 3/13/04 in 3-2 loss vs. Calgary
0:14 - Andreas Johansson, 11/2/02 in 1-1 tie at Colorado
- Andy Delmore, 12/6/01 in 4-2 win vs. Ottawa

AT HOME:

0:07 - Jason Arnott, 1/30/10 in 4-3 win vs. Atlanta
0:13 - Adam Hall, 3/13/04 in 4-4 tie vs. Calgary

ON ROAD:

0:08 - Craig Smith, 1/4/18 in 3-2 OTL at Arizona
0:14 - Andreas Johansson, 11/2/02 in 1-1 tie at Colorado
0:19 - David Legwand, 1/27/03 in 5-1 win at Buffalo

FASTEST GOAL AGAINST FROM START OF THIRD PERIOD

0:15 - Joe Murphy, 12/17/98 in 3-1 loss at San Jose
0:20 - Troy Brouwer, 3/28/15 in 4-3 win at Washington
0:24 - Alexander Edler, 12/19/08 in 3-1 loss vs. Vancouver
- Joe Murphy, 12/10/98 in 2-1 win vs. San Jose

AT HOME:

0:24 - Alexander Edler, 12/19/08 in 3-1 loss vs. Vancouver
- Joe Murphy, 12/10/98 in 2-1 win vs. San Jose
0:26 - Joe Nieuwendyk, 3/2/02 in 4-3 loss vs. New Jersey

ON ROAD:

0:15 - Joe Murphy, 12/17/98 in 3-1 loss at San Jose
0:20 - Troy Brouwer, 3/28/15 in 4-3 win at Washington
0:25 - Brad Isbister, 11/7/00 in 2-1 loss at NY Islanders

FASTEST GOAL FROM START OF OVERTIME

0:06 - David Legwand, 3/9/06 in 3-2 win at Vancouver
0:16 - Ryan Suter, 4/3/10 in 4-3 win at Detroit
0:17 - Shea Weber, 1/8/15 in 3-2 win vs. Dallas

AT HOME:

0:17 - Shea Weber, 1/8/15 in 3-2 win vs. Dallas
0:19 - Martin Erat, 11/5/07 in 5-4 win vs. Chicago

ON ROAD:

0:06 - David Legwand, 3/9/06 in 3-2 win at Vancouver
0:16 - Ryan Suter, 4/3/10 in 4-3 win at Detroit

FASTEST GOAL AGAINST FROM START OF OVERTIME

0:22 - Matthew Dumba, 3/17/15 in 3-2 loss vs. Minnesota
0:24 - Todd Bertuzzi, 12/12/09 in 3-2 loss vs. Detroit
0:28 - Josef Stempel, 3/4/00 in 3-2 loss at Los Angeles

AT HOME:

0:22 - Matthew Dumba, 3/17/15 in 3-2 loss vs. Minnesota
0:24 - Todd Bertuzzi, 12/12/09 in 3-2 loss vs. Detroit
0:41 - Phil Kessel, 10/24/15 in 2-1 loss vs. Pittsburgh

ON ROAD:

0:28 - Josef Stempel, 3/4/00 in 3-2 loss at Los Angeles
0:34 - Teemu Selanne, 3/18/09 in 4-3 loss at Anaheim

LATEST OVERTIME GOAL

4:58 - Calle Jankrok, 1/10/17 in 2-1 win vs. Vancouver
4:44 - Marek Zidicky, 1/31/04 in 3-2 win vs. San Jose
- Andy Delmore, 1/7/03 in 2-1 win vs. St. Louis
4:43 - Craig Smith, 10/24/13 in 3-2 win vs. Winnipeg

AT HOME:

4:58 - Calle Jankrok, 1/10/17 in 2-1 win vs. Vancouver
4:44 - Marek Zidicky, 1/31/04 in 3-2 win vs. San Jose
- Andy Delmore, 1/7/03 in 4-3 win at Ottawa

ON ROAD:

4:05 - Ryan Ellis, 12/2/19 in 4-3 win at Boston
3:56 - Greg Johnson, 3/17/00 in 4-3 win at Phoenix
3:49 - Seth Jones, 3/10/14 in 4-3 win at Ottawa

LATEST OVERTIME GOAL AGAINST

4:58 - Matthew Tkachuk, 10/31/19 in 6-5 loss vs. Calgary
4:56 - Tommy Albelin, 11/3/99 in 5-4 loss at Calgary
4:55 - Marian Gaborik, 2/11/08 in 5-4 loss at Minnesota

AT HOME:

4:58 - Matthew Tkachuk, 10/31/19 in 6-5 loss vs. Calgary
4:42 - Mike Cammalleri, 12/3/16 in 5-4 loss vs. New Jersey

ON ROAD:

4:56 - Tommy Albelin, 11/3/99 in 5-4 loss at Calgary
4:55 - Marian Gaborik, 2/11/08 in 5-4 loss at Detroit

FASTEST TWO GOALS, INDIVIDUAL

0:23 - Scott Hartnell, 2/19/19 @ 5:34 & 5:57 of 2nd in 4-1 win vs. Phoenix
0:26 - David Legwand, 11/20/00 @ 9:30 & 9:56 of 2nd in 6-3 loss at Detroit

AT HOME:

0:23 - Scott Hartnell, 2/19/19 @ 5:34 & 5:57 of 2nd in 4-1 win vs. Phoenix
0:27 - Petr Tenkrat, 12/15/01 @ 13:44 & 14:11 of 2nd in 5-2 win vs. Chicago

ON ROAD:

0:26 - David Legwand, 11/20/00 @ 9:30 & 9:56 of 2nd in 6-3 loss at Detroit
1:04 - Blake Geoffrion, 3/20/11 @ 17:33 & 18:37 of 3rd in 4-3 OT win at Buffalo

FASTEST TWO GOALS AGAINST, INDIVIDUAL

0:10 - Johnny Gaudreau, 3/6/19 @ 9:34 & 9:44 of 4-3 win at Detroit
0:19 - Jeff Carter, 3/4/13 @ 4:39 & 4:58 of 3rd in 5-1 loss at Los Angeles

AT HOME:

0:33 - Kelly Chase, 3/2/99 @ 18:26 & 18:59 of 1st in 5-1 loss vs. St. Louis
1:01 - Todd Bertuzzi, 1/21/03 @ 8:22 & 9:23 of 3rd in 3-2 win vs. Vancouver

ON ROAD:

0:10 - Johnny Gaudreau, 3/6/19 @ 9:34 & 9:44 of 1st in 3-2 OTL at Calgary
0:19 - Jeff Carter, 3/4/13 @ 4:39 & 4:58 of 3rd in 5-1 loss at Los Angeles

FASTEST TWO GOALS, TEAM

0:05 - Colin Wilson & Shea Weber, 11/5/11 @ 19:35 & 19:40 of 3rd in 3-1 win vs. Washington
0:08 - Paul Kariya & Darcy Hordichuk, 12/10/06 @ 13:27 & 13:35 of 3rd in 7-2 win vs. Columbus

AT HOME:

0:05 - Colin Wilson & Shea Weber, 11/5/11 @ 19:35 & 19:40 of 3rd in 3-1 win vs. Washington
0:08 - Paul Kariya & Darcy Hordichuk, 12/10/06 @ 13:27 & 13:35 of 3rd in 7-2 win vs. Columbus

ON ROAD:

0:10 - Jordin Tootoo & Martin Erat, 11/7/10 @ 11:33 & 11:43 of 1st in 5-4 loss at Toronto
0:11 - Craig Smith & Colton Sissons, 3/8/16 @ 19:19 & 19:30 of 1st in 4-2 win at Winnipeg
- Greg de Vries & Scott Nichol, 10/17/08 @ 8:12 & 8:23 of 2nd in 5-3 loss at Columbus



TEAM RECORDS – PERIOD

FASTEST TWO GOALS AGAINST TEAM

0:07 – Dustin Brown & Drew Dougherty, 10/12/19 @ 19:24 & 19:31 of 3rd in 7-4 loss vs. Los Angeles

0:08 – Radim Vrbata & David Moss, 8/18/13 @ 3:42 & 3:50 of 1st in 7-4 loss vs. Phoenix
– Nikita Filatov & Jakob Voracek, 10/17/08 @ 14:18 & 14:26 of 1st in 5-3 loss at Columbus

AT HOME:

0:08 – Radim Vrbata & David Moss, 8/18/13 @ 3:42 & 3:50 of 1st in 7-4 loss vs. Phoenix
0:09 – Martin Havlat & Craig Macdonald, 12/07/07 @ 9:37 & 9:46 of 1st in 6-3 win vs. Chicago

ON ROAD:

0:07 – Dustin Brown & Drew Dougherty, 10/12/19 @ 19:24 & 19:31 of 3rd in 7-4 loss at Los Angeles
0:08 – Nikita Filatov & Jakob Voracek, 10/17/08 @ 14:18 & 14:26 of 1st in 5-3 loss at Columbus

FASTEST TWO GOALS, BOTH TEAMS

0:05 – Rick Nash (CBJ) & Scott Walker (NSH), 12/4/03 @ 19:39 & 19:44 of 3rd in 4-2 win at Columbus

0:07 – Daniel Sedin (VAN) & Nick Spaling (NSH), 2/17/11 @ 18:15 & 18:22 of 2nd in 3-1 win vs. Vancouver
– Marcel Gou (SJS) & Paul Kariya (NSH), 11/2/05 @ 6:14 & 6:21 of 1st in 3-2 loss at San Jose

AT HOME:

0:07 – Daniel Sedin (VAN) & Nick Spaling (NSH), 2/17/11 @ 18:15 & 18:22 of 2nd in 3-1 win vs. Vancouver
0:10 – Craig Smith (NSH) & Antoine Roussel (DAL), 3/17/06 @ 12:38 & 12:48 of 1st in 5-3 win vs. Dallas
– Jeff Carter (LAK) & Mike Fisher (NSH), 12/28/13 @ 19:23 & 19:33 of 3rd in 3-2 win vs. Los Angeles

– David Legwand (NSH) & Teemu Selanne (ANA), 3/24/11 @ 9:29 & 9:39 of 3rd in 5-4 win vs. Anaheim

ON ROAD:

0:05 – Rick Nash (CBJ) & Scott Walker (NSH), 12/4/03 @ 19:39 & 19:44 of 3rd in 4-2 win at Columbus
0:07 – Marcel Gou (SJS) & Paul Kariya (NSH), 11/2/05 @ 6:14 & 6:21 of 1st in 3-2 loss at San Jose

FASTEST THREE GOALS, INDIVIDUAL

5:56 – Steve Sullivan, 12/14/06 @ 5:58, 9:21 & 15:4 of 2nd in 6-0 win vs. Ottawa

8:37 – Filip Forsberg, 2/21/17 @ 10:50, 16:07 & 19:27 of 2nd in 6-5 OTL vs. Calgary
11:32 – Rob Valicic, 11/10/99 @ 6:17, 9:44 & 17:29 of 1st in 4-2 win at Chicago

AT HOME:

5:56 – Steve Sullivan, 12/14/06 @ 5:58, 9:21 & 15:4 of 2nd in 6-0 win vs. Ottawa

8:37 – Filip Forsberg, 2/21/17 @ 10:50, 16:07 & 19:27 of 2nd in 6-5 OTL vs. Calgary

13:54 – Filip Forsberg, 2/27/16 @ 0:54, 5:39 & 14:49 of 2nd in 5-0 win vs. St. Louis

ON ROAD:

11:12 – Rob Valicic, 11/10/99 @ 6:17, 9:44 & 17:29 of 1st in 4-2 win at Chicago

FASTEST THREE GOALS AGAINST INDIVIDUAL

3:18 – Jeff Carter, 12/22/11 @ 12:56, 14:35 & 16:14 of 1st in 6-5 win vs. Columbus
10:25 – Scottie Upshall, 1/21/01 @ 4:02, 13:22 & 14:27 of 3rd in 4-2 loss at Phoenix

14:47 – Jere Lehtinen, 1/17/01 @ 7:31 & 14:53 & 2nd & 2:28 of 3rd in 4-3 OTL at Dallas

AT HOME:

3:18 – Jeff Carter, 12/22/11 @ 12:56, 14:35 & 16:14 of 1st in 6-5 win vs. Columbus
16:29 – Luc Robitaille, 4/12/99 @ 4:59 & 18:53 & 2nd & 1:28 of 3rd in 4-3 loss vs. Los Angeles

ON ROAD:

10:25 – Scottie Upshall, 1/21/01 @ 4:02, 13:22 & 14:27 of 3rd in 4-2 loss at Phoenix
14:47 – Jere Lehtinen, 1/17/01 @ 7:31 & 14:53 & 2nd & 2:28 of 3rd in 4-3 OTL at Dallas

FASTEST THREE GOALS, TEAM

1:15 – Darcy Hordichuk, Jason Arnott & David Legwand, 1/8/08 @ 5:25, 6:11 & 6:40 of 1st in 7-0 win at Los Angeles

1:24 – Joel Ward, Antti Pihlstrom & Jason Arnott, 2/28/09 @ 9:24, 9:51 & 10:48 of 1st in 8-0 win vs. Detroit

1:54 – Shea Weber, David Legwand & Matt Halischuk, 3/23/13 @ 8:21, 9:46 & 10:15 of 1st in 5-2 win vs. Columbus

AT HOME:

1:24 – Joel Ward, Antti Pihlstrom & Jason Arnott, 2/28/09 @ 9:24, 9:51 & 10:48 of 1st in 8-0 win vs. Detroit

1:54 – Shea Weber, David Legwand & Matt Halischuk, 3/23/13 @ 8:21, 9:46 & 10:15 of 1st in 5-2 win vs. Columbus

ON ROAD:

1:15 – Darcy Hordichuk, Jason Arnott & David Legwand, 1/8/08 @ 5:25, 6:11 & 6:40 of 1st in 7-0 win at Los Angeles

1:55 – Sebastian Bordeleau, Joel Bouchard & Patrik Kjellberg, 2/27/00 @ 7:53, 8:21 & 9:48 of 2nd in 6-4 win at NY Islanders

FASTEST THREE GOALS AGAINST TEAM

1:25 – Shane Doan, Mika Alatalo & Rick Tocchet, 11/30/99 @ 11:32, 11:46 & 12:57 of 1st in 6-3 loss vs. Phoenix

1:27 – Dwight King, Marian Gaborik & Jeff Carter, 1/3/15 @ 17:59, 18:56 & 19:26 of 3rd in 7-6 OT win at Los Angeles

AT HOME:

1:25 – Shane Doan, Mika Alatalo & Rick Tocchet, 11/30/99 @ 11:32, 11:46 & 12:57 of 1st in 6-3 loss vs. Phoenix

1:39 – Jeff Carter, Ryan Johansen & Carter, 12/22/11 @ 14:35, 15:30 & 16:14 of 1st in 6-5 win vs. Columbus

ON ROAD:

1:27 – Dwight King, Marian Gaborik & Jeff Carter, 1/3/15 @ 17:59, 18:56 & 19:26 of 3rd in 7-6 OT win at Los Angeles

1:31 – Joonas Donskoi, Ryan Graves & Andre Burakovsky, 11/17/19 @ 5:26, 5:46 & 6:57 of 2nd in 9-4 loss at Colorado

FASTEST THREE GOALS, BOTH TEAMS

0:23 – Bryan Berard (CBJ), Paul Kariya (NSH) & Darcy Hordichuk (NSH), 1/21/06 @ 13:12, 13:27 & 13:35 of 3rd in 7-2 win vs. Columbus

0:29 – Colin Wilson (NSH), Paul Stastny (COL) & Jamie McGinn (COL), 2/18/13 @ 13:17, 13:33 & 13:46 of 2nd in 6-5 loss at Colorado

0:34 – Ryan Johnson (STL), Vernon Fiddler (NSH) & Petr Cajanek (STL), 1/4/06 @ 3:26, 3:44 & 4:00 of 1st in 4-3 win at St. Louis

AT HOME:

0:23 – Bryan Berard (CBJ), Paul Kariya (NSH) & Darcy Hordichuk (NSH), 1/21/06 @ 13:12, 13:27 & 13:35 of 3rd in 7-2 win vs. Columbus

0:46 – R.J. Umberger (CBJ), David Legwand (NSH) & Matt Halischuk (NSH), 3/23/13 @ 9:29, 9:46 & 10:15 of 1st in 5-2 win vs. Columbus

– Sam Gagner (EDM), Marty Reasoner (EDM) & Jason Arnott (NSH), 2/19/08 @ 15:00, 15:23 & 15:46 of 2nd in 5-9 win vs. Edmonton

ON ROAD:

0:29 – Colin Wilson (NSH), Paul Stastny (COL) & Jamie McGinn (COL), 2/18/13 @ 13:17, 13:33 & 13:46 of 2nd in 6-5 loss at Colorado

0:34 – Ryan Johnson (STL), Vernon Fiddler (NSH) & Petr Cajanek (STL), 1/4/06 @ 3:26, 3:44 & 4:00 of 1st in 4-3 win at St. Louis

FASTEST FOUR GOALS, TEAM

3:04 – Taylor Beck, Shea Weber, David Legwand & Matt Halischuk, 3/23/13 @ 7:31, 8:21, 9:46 & 10:15 of 1st in 5-2 win vs. Columbus

3:38 – Sebastian Bordeleau, Joel Bouchard, Patrik Kjellberg & Patrik Kjellberg, 2/27/00 @ 7:53, 8:21, 9:48 & 11:31 of 2nd in 6-4 win at NY Islanders

AT HOME:

3:04 – Taylor Beck, Shea Weber, David Legwand & Matt Halischuk, 3/23/13 @ 7:31, 8:21, 9:46 & 10:15 of 1st in 5-2 win vs. Columbus

5:03 – Ville Koistinen, David Legwand, Joel Ward & Antti Pihlstrom, 2/28/09 @ 4:48, 5:17, 9:24 & 9:51 of 1st in 8-0 win vs. Detroit

ON ROAD:

3:38 – Sebastian Bordeleau, Joel Bouchard, Patrik Kjellberg & Patrik Kjellberg, 2/27/00 @ 7:53, 8:21, 9:48 & 11:31 of 2nd in 6-4 win at NY Islanders

4:21 – Mike Ribeiro, Filip Forsberg, Calle Jarnkrok & Roman Josi, 11/8/14 @ 0:53, 1:26, 3:06 & 5:14 of 3rd in 9-2 win at Toronto

FASTEST FOUR GOALS AGAINST TEAM

2:21 – Joonas Donskoi, Ryan Graves, Andre Burakovsky & Matthew Nieto, 11/17/19 @ 5:26, 5:46, 6:57 & 7:47 of 2nd in 9-4 loss at Colorado

3:18 – Jeff Carter, Carter, Ryan Johansen & Carter, 12/22/11 @ 12:56, 14:35, 15:30 & 16:14 of 1st in 6-5 win vs. Columbus

AT HOME:

3:18 – Jeff Carter, Carter, Ryan Johansen & Carter, 12/22/11 @ 12:56, 14:35, 15:30 & 16:14 of 1st in 6-5 win vs. Columbus

3:46 – Connor McDavid, Leon Draisaitl, Zack Kassian & Draisaitl, 3/22/20 @ 4:42, 5:17, 7:03 & 8:28 of 3rd in 8-3 loss vs. Edmonton

ON ROAD:

2:21 – Joonas Donskoi, Ryan Graves, Andre Burakovsky & Matthew Nieto, 11/17/19 @ 5:26, 5:46, 6:57 & 7:47 of 2nd in 9-4 loss at Colorado

4:15 – Ryan Graves, Andre Burakovsky, Matthew Nieto & Matt Calvert, 11/17/19 @ 5:46, 6:57, 7:47 & 10:01 of 2nd in 9-4 loss at Colorado

FASTEST FOUR GOALS, BOTH TEAMS

1:54 – Shea Weber (NSH), R.J. Umberger (CBJ), David Legwand (NSH) & Matt Halischuk (NSH), 3/23/13 @ 8:21, 9:29, 9:46 & 10:15 of 1st in 5-2 win vs. Columbus

2:02 – Matt Duchene (NSH), Joonas Donskoi (COL), Ryan Graves (COL) & Andre Burakovsky (COL), 11/17/19 @ 4:55, 5:26, 5:46 & 6:57 of 2nd in 9-4 loss at Colorado

AT HOME:

1:54 – Shea Weber (NSH), R.J. Umberger (CBJ), David Legwand (NSH) & Matt Halischuk (NSH), 3/23/13 @ 8:21, 9:29, 9:46 & 10:15 of 1st in 5-2 win vs. Columbus

2:03 – Ville Nieminen (CGY), Chris Simon (CGY), Adam Hall (NSH) & Jarome Iginla (CGY), 3/13/04 @ 18:28 & 19:02 of 2nd & 0:13 and 0:31 of 3rd in 4-4 tie vs. Calgary

ON ROAD:

2:02 – Matt Duchene (NSH), Joonas Donskoi (COL), Ryan Graves (COL) & Andre Burakovsky (COL), 11/17/19 @ 4:55, 5:26, 5:46 & 6:57 of 2nd in 9-4 loss at Colorado

2:10 – Alexander Edler (VAN), Vernon Fiddler (NSH), Matt Pettinger (VAN) & Greg de Vries (NSH), 3/6/08 @ 4:11, 4:25, & 6:09 & 6:21 of 1st in 6-2 loss at Vancouver

SPECIAL TEAMS

MOST POWER PLAY GOALS

3 – five times, last: 11/8/06 in 2nd of 4-2 win vs. Columbus

AT HOME:

3 – 11/8/06 in 2nd of 4-2 win vs. Columbus
4 – 12/01/01 in 2nd of 6-2 win vs. Vancouver

ON ROAD:

3 – 10/12/05 in 3rd of 6-4 win at Colorado

3 – 3/4/04 in 3rd of 9-4 win at Pittsburgh

3 – 3/31/04 in 1st of 9-4 win at Pittsburgh

MOST POWER PLAY CHANCES

6 – four times, last: 12/13/05 in 1st of 7-3 loss at Florida

AT HOME:

6 – 11/30/02 in 2nd of 5-2 win vs. Dallas

6 – 12/20/01 in 2nd of 6-2 win vs. Vancouver

6 – 10/31/00 in 3rd of 4-2 loss vs. St. Louis

ON ROAD:

6 – 12/13/05 in 1st of 7-3 loss at Florida

5 – 12 times, last: 1/11/00 in 3rd of 3-2 win at Vancouver

MOST POWER PLAY GOALS AGAINST

4 – 3-31/18 in 2nd of 7-4 loss vs. Buffalo

4 – 1/16/10 in 2nd of 5-4 loss at Toronto

AT HOME:

4 – 3-31/18 in 2nd of 7-4 loss vs. Buffalo

3 – 11/21/09 in 2nd of 6-5 win vs. Vancouver

3 – 12/22/11 in 1st of 6-5 win vs. Columbus

ON ROAD:

4 – 11/16/10 in 2nd of 5-4 loss at Toronto

MOST SHORTHANDED GOALS

2 – 10-31/19 in 2nd of 6-5 OTL vs. Calgary

2 – 3/13/18 in 1st of 3-1 win vs. Winnipeg

2 – 1/19/08 in 2nd of 5-2 win at St. Louis

AT HOME:

2 – 10-31/19 in 2nd of 6-5 OTL vs. Calgary

2 – 3/13/18 in 1st of 3-1 win vs. Winnipeg

ON ROAD:

2 – 1/19/08 in 2nd of 5-2 win at St. Louis

MOST SHORTHANDED SITUATIONS

7 – 10-25/05 in 2nd of 5-3 win vs. Chicago

7 – nine times, last: 2/22/13 in 2nd of 1-0 OT win vs. San Jose

AT HOME:

7 – 10-25/05 in 2nd of 5-3 win vs. Chicago

6 – five times, last: 2/22/13 in 2nd of 1-0 OT win vs. San Jose

ON ROAD:

6 – four times, last: 1/16/10 in 2nd of 5-4 loss at Toronto

MOST SHORTHANDED GOALS AGAINST

2 – 3/21/13 in 1st of 5-3 win vs. Calgary

AT HOME:

2 – 3/21/13 in 1st of 5-3 win vs. Calgary

ON ROAD:

1 – 55 times, last: 1/30/20 in 1st of 6-5 win at New Jersey

PENALTY MINUTES

MOST PENALTY MINUTES

55 – 10-30/03 in 3rd of 5-3 win vs. Detroit

51 – 10-25/05 in 3rd of 5-3 win vs. Chicago

48 – 3-16/08 in 3rd of 6-2 loss at Vancouver

AT HOME:

55 – 10-30/03 in 3rd of 5-3 win vs. Detroit

51 – 10-25/05 in 3rd of 5-3 win vs. Chicago

48 – 3-16/08 in 3rd of 6-2 loss at Vancouver

ON ROAD:

44 – 11/4/15 in 3rd of 7-0 win vs. Pittsburgh

48 – 3-16/08 in 3rd of 6-2 loss at Vancouver

41 – 3-20/04 in 3rd of 3-1 win at Calgary



TEAM RECORDS – PERIOD

PENALTY MINUTES

MOST PENALTY MINUTES, OPPONENT

- 99 - 3/20/04 in 3rd of 3-1 win at Calgary
83 - 10/30/03 in 3rd of 5-3 win vs. Detroit
60 - 11/14/15 in 3rd of 7-0 win vs. Winnipeg

AT HOME:

- 83 - 10/30/03 in 3rd of 5-3 win vs. Detroit
60 - 11/14/15 in 3rd of 7-0 win vs. Winnipeg
40 - 12/23/03 in 3rd of 7-0 win vs. Los Angeles

ON ROAD:

- 99 - 3/20/04 in 3rd of 3-1 win at Calgary
46 - 3/6/08 in 3rd of 6-2 loss at Vancouver
36 - 3/11/06 in 1st of 3-2 loss at San Jose

MOST PENALTY MINUTES, BOTH TEAMS

- 140 - 3/20/04 in 3rd of 3-1 win at Calgary (CGY 99, NSH 41)
138 - 10/30/03 in 3rd of 5-3 win vs. Detroit (DET 83, NSH 55)
104 - 11/14/15 in 3rd of 7-0 win vs. Winnipeg (WPG 60, NSH 44)

AT HOME:

- 138 - 10/30/03 in 3rd of 5-3 win vs. Detroit (DET 83, NSH 55)
104 - 11/14/15 in 3rd of 7-0 win vs. Winnipeg (WPG 60, NSH 44)
88 - 2/3/07 in 3rd of 3-0 win vs. Anaheim (ANA 54, NSH 34)

ON ROAD:

- 140 - 3/20/04 in 3rd of 3-1 win at Calgary (CGY 99, NSH 41)
94 - 3/6/08 in 3rd of 6-2 loss at Vancouver (NSH 48, VAN 46)
66 - 3/11/06 in 1st of 3-2 loss at San Jose (SJS 36, NSH 30)

SHOTS

MOST SHOTS

- 27 - 3/26/16 in 1st of 5-1 win vs. Columbus
24 - 2/5/15 in 3rd of 5-2 loss vs. Anaheim
23 - 11/14/09 in 1st of 2-0 win vs. Montreal
23 - 2/28/04 in 2nd of 2-1 win vs. NY Rangers
22 - 3/9/06 in 3rd of 3-2 win at Vancouver
22 - 1/8/00 in 1st of 6-3 win vs. Chicago

AT HOME:

- 27 - 3/26/16 in 1st of 5-1 win vs. Columbus
24 - 2/5/15 in 3rd of 5-2 loss vs. Anaheim
23 - 11/14/09 in 1st of 2-0 win vs. Montreal
23 - 2/28/04 in 2nd of 2-1 win vs. NY Rangers
22 - 1/8/00 in 1st of 6-3 win vs. Chicago

ON ROAD:

- 22 - 11/23/19 in 1st of 4-2 win at St. Louis
22 - 3/9/06 in 3rd of 3-2 win at Vancouver
21 - 3/3/15 in 2nd of 3-1 loss at New Jersey
20 - 4/8/17 in 2nd of 2-1 loss at Winnipeg
20 - eight times, last: 2/21/20 in 2nd of 2-1 OTL at Chicago

MOST SHOTS AGAINST

- 27 - 2/10/09 in 1st of 5-3 loss vs. Detroit
27 - 10/21/98 in 2nd of 5-2 loss at Detroit
25 - 4/27/13 in 3rd of 3-1 loss at Columbus
24 - 3/6/08 in 1st of 6-2 loss at Vancouver

AT HOME:

- 27 - 2/10/09 in 1st of 5-3 loss vs. Detroit
22 - five times, last: 11/23/17 in 2nd of 5-2 win vs. Dallas

ON ROAD:

- 27 - 10/21/98 in 2nd of 5-2 loss at Detroit
25 - 4/27/13 in 3rd of 3-1 loss at Columbus
24 - 3/6/08 in 1st of 6-2 loss at Vancouver

MOST SHOTS BY BOTH TEAMS

- 37 - 3/26/16 in 1st of 5-1 win vs. Columbus (NSH 27, CBJ 10)
35 - 2/10/09 in 1st of 5-4 loss vs. Detroit (DET 27, NSH 8)
34 - 12/13/11 in 2nd of 2-1 win vs. Calgary (NSH 17, CGY 17)
- 11/11/08 in 2nd of 4-3 OT win at San Jose (SJS 22, NSH 12)

AT HOME:

- 37 - 3/26/16 in 1st of 5-1 win vs. Columbus (NSH 27, CBJ 10)
35 - 2/10/09 in 1st of 5-4 loss vs. Detroit (DET 27, NSH 8)
34 - 12/13/11 in 2nd of 2-1 win vs. CGY (NSH 17, CGY 17)

ON ROAD:

- 34 - 11/11/08 in 2nd of 4-3 OT win at San Jose (SJS 22, NSH 12)
33 - 3/6/08 in 1st of 6-2 loss at Vancouver (VAN 24, NSH 9)
- 10/19/00 in 1st of 2-1 win at Detroit (DET 18, NSH 15)

FEWEST SHOTS

- 1 - 12/8/08 in 3rd of 6-3 loss at St. Louis
- 3/12/02 in 2nd of 5-0 loss vs. Vancouver
- 12/15/99 in 2nd of 3-2 loss at Florida
- 11/22/99 in 3rd of 3-2 loss at St. Louis

AT HOME:

- 1 - 3/12/02 in 2nd of 5-0 loss vs. Vancouver
1 - 12/8/08 in 3rd of 6-3 loss at St. Louis
- 12/15/99 in 2nd of 3-2 loss at Florida
- 11/22/99 in 3rd of 3-2 loss at St. Louis

FEWEST SHOTS AGAINST

- 0 - 2/16/08 in 3rd of 2-1 OT win vs. St. Louis
1 - five times, last: 12/12/15 in 2nd of 3-2 loss vs. Colorado

AT HOME:

- 0 - 2/16/08 in 3rd of 2-1 OT win vs. St. Louis
1 - 12/12/15 in 2nd of 3-2 loss vs. Colorado

ON ROAD:

- 1 - four times, last: 2/1/06 in 3rd of 2-1 loss at Dallas
5 - 3/5/02 in 1st of 2-0 win at San Jose (NSH 3, SJS 2)

FEWEST SHOTS BY BOTH TEAMS

- 6 - 2/17/13 in 3rd of 3-0 win vs. Los Angeles (LAK 4, NSH 2)
7 - five times, last: 12/20/16 in 1st of 2-1 win at Chicago (CHI 4, NSH 3)
6 - 2/17/13 in 3rd of 3-0 win vs. Los Angeles (LAK 4, NSH 2)

ON ROAD:

- 5 - 3/5/02 in 1st of 2-0 win at San Jose (NSH 3, SJS 2)
7 - five times, last: 12/20/16 in 1st of 2-1 win at Chicago (CHI 4, NSH 3)

LARGEST SHOT ADVANTAGE

- 22 - 2/5/15 in 3rd of 5-2 loss vs. Anaheim (NSH 24, ANA 2)
20 - 11/14/09 in 2nd of 2-0 win vs. Montreal (NSH 24, MTL 4)
17 - 12/23/19 in 1st of 3-2 win vs. Arizona (NSH 22, ARI 5)
16 - 11/21/19 in 3rd of 6-3 loss vs. Vancouver (NSH 22, VAN 6)
- 3/9/06 in 3rd of 3-2 win at Vancouver (NSH 22, VAN 6)
- 2/28/04 in 2nd of 2-1 win vs. NY Rangers (NSH 23, NYR 7)

AT HOME:

- 22 - 2/5/15 in 3rd of 5-2 loss vs. Anaheim (NSH 24, ANA 2)
20 - 11/14/09 in 2nd of 2-0 win vs. Montreal (NSH 24, MTL 4)
17 - 12/23/19 in 1st of 3-2 win vs. Arizona (NSH 22, ARI 5)

ON ROAD:

- 16 - 3/9/06 in 3rd of 3-2 win at Vancouver (NSH 22, VAN 6)
15 - 12/1/07 in 3rd of 5-4 win at Montreal (NSH 20, MTL 5)
- 3/23/03 in 2nd of 3-2 loss at Edmonton (NSH 20, EDM 5)

LARGEST SHOT DEFICIT


- 22 - 10/21/98 in 2nd of 5-2 loss at Detroit (DET 27, NSH 5)
19 - 2/10/09 in 1st of 5-3 loss vs. Detroit (DET 27, NSH 8)
- 11/5/05 in 3rd of 3-2 loss at Los Angeles (LAK 21, NSH 2)

AT HOME:

- 19 - 2/10/09 in 1st of 5-3 loss vs. Detroit (DET 27, NSH 8)
17 - 11/17/11 in 3rd of 4-1 win vs. Toronto (TOR 22, NSH 5)
- 3/11/08 in 2nd of 2-1 loss vs. San Jose (SJS 20, NSH 3)

ON ROAD:

- 22 - 10/21/98 in 2nd of 5-2 loss at Detroit (DET 27, NSH 5)
19 - 11/5/05 in 3rd of 3-2 loss at Los Angeles (LAK 21, NSH 2)
18 - 1/13/07 in 3rd of 4-1 win at Columbus (CBJ 22, NSH 4)
- 2/8/06 in 2nd of 6-0 loss at Detroit (DET 20, NSH 2)



The Preds fired 27 shots in the first period vs. Columbus on March 26, 2016, a franchise record.



Nashville racked up 51 penalty minutes in the third period vs. Chicago on Oct. 25, 2005.



INDIVIDUAL RECORDS – CAREER

GAMES PLAYED

MOST GAMES PLAYED

956	- David Legwand, 1999-14
763	- Shea Weber, 2005-16
723	- Martin Erat, 2001-13

MOST CONSECUTIVE GAMES PLAYED

283	- Filip Forsberg, 10/9/14-12/29/17
269	- Karlis Skrastins, 2/21/00-4/6/03
251	- Greg Johnson, 10/2/99-10/19/02

GOALS

MOST GOALS

210	- David Legwand, 1999-14
166	- Filip Forsberg, 2012-20
	- Shea Weber, 2005-16
163	- Martin Erat, 2001-13

BY LEFT WING:

166	- Filip Forsberg, 2012-20
106	- Scott Hartnell, 2000-07; 2017-18
100	- Steve Sullivan, 2004-11

BY CENTER:

210	- David Legwand, 1999-14
111	- Mike Fisher, 2010-18
107	- Jason Arnott, 2006-10

BY RIGHT WING:

163	- Martin Erat, 2001-13
162	- Craig Smith, 2011-20
117	- Viktor Arvidsson, 2014-20

BY DEFENSEMAN:

166	- Shea Weber, 2005-16
109	- Roman Josi, 2011-20
79	- Kimmo Timonen, 1998-07

MOST GAME-WINNING GOALS

41	- David Legwand, 1999-14
30	- Filip Forsberg, 2012-20
26	- Martin Erat, 2001-13

BY DEFENSEMAN:

24	- Shea Weber, 2005-16
19	- Roman Josi, 2011-20
16	- Ryan Ellis, 2011-20

MOST GAME-TYING GOALS

3	- Sergei Krivokrasov, 1998-00
2	- Denis Arhipov, 2000-04
	- Cliff Ronning, 1998-02
	- Scott Walker, 1998-06

ASSISTS

MOST ASSISTS

356	- David Legwand, 1999-14
318	- Martin Erat, 2001-13
304	- Roman Josi, 2011-20

BY LEFT WING:

187	- Filip Forsberg, 2012-20
163	- Steve Sullivan, 2004-11
129	- Scott Hartnell, 2000-07; 2017-18

BY CENTER:

356	- David Legwand, 1999-14
184	- Ryan Johansen, 2016-20
145	- Greg Johnson, 1998-06
	- Cliff Ronning, 1998-02

BY RIGHT WING:

318	- Martin Erat, 2001-13
174	- J-P Dumont, 2006-11
168	- Craig Smith, 2011-20

BY DEFENSEMAN:

304	- Roman Josi, 2011-20
277	- Shea Weber, 2005-16
222	- Kimmo Timonen, 1998-07

POINTS

MOST POINTS

566	- David Legwand (210g-356a), 1999-14
481	- Martin Erat (163g-318a), 2001-13
443	- Shea Weber (166g-277a), 2005-16

BY LEFT WING:

353	- Filip Forsberg (166g-187a), 2012-20
263	- Steve Sullivan (100g-163a), 2004-11
237	- Colin Wilson (93g-118a), 2009-17

BY CENTER:

566	- David Legwand (210g-356a), 1999-14
249	- Ryan Johansen (65g-184a), 2016-20
241	- Mike Fisher (111g-130a), 2010-18

BY RIGHT WING:

481	- Martin Erat (163g-318a), 2001-13
330	- Craig Smith (162g-168a), 2011-20
267	- J-P Dumont (93g-174a), 2006-11

BY DEFENSEMAN:

443	- Shea Weber (166g-277a), 2005-16
413	- Roman Josi (109g-304a), 2011-20
301	- Kimmo Timonen (79g-222a), 1998-08

SPECIAL TEAMS

MOST POWER PLAY GOALS

80	- Shea Weber, 2005-16
46	- Kimmo Timonen, 1998-08
45	- Filip Forsberg, 2012-20

BY DEFENSEMAN:

80	- Shea Weber, 2005-16
46	- Kimmo Timonen, 1998-08
34	- Roman Josi, 2011-20

MOST POWER PLAY POINTS

187	- Shea Weber (80g-107a), 2005-16
182	- Kimmo Timonen (46g-136a), 1998-07
148	- Martin Erat (42g-106a), 2001-13

BY DEFENSEMAN:

187	- Shea Weber (80g-107a), 2005-16
182	- Kimmo Timonen (46g-136a), 1998-07
136	- Roman Josi (34g-102a), 2011-20

MOST SHORTHANDED GOALS

11	- Greg Johnson, 1998-06
10	- Viktor Arvidsson, 2014-20
	- David Legwand, 1999-14
8	- Scott Walker, 1998-06

MOST SHORTHANDED POINTS

17	- Greg Johnson (11g-6a), 1998-06
15	- David Legwand (10g-5a), 1999-14
13	- Viktor Arvidsson (10g-3a), 2014-20
	- Scott Walker (8g-5a), 1998-06

SHOTS

MOST SHOTS

2052	- Shea Weber, 2005-16
1925	- David Legwand, 1999-14
1731	- Roman Josi, 2011-20

BY DEFENSEMAN:

2052	- Shea Weber, 2005-16
1731	- Roman Josi, 2011-20
1078	- Kimmo Timonen, 1998-07

PENALTY MINUTES

MOST PENALTY MINUTES

725	- Jordin Tootoo, 2003-12
626	- Scott Hartnell, 2000-07; 2017-18
568	- Shea Weber, 2005-16

BY DEFENSEMAN:

568	- Shea Weber, 2005-16
438	- Dan Hamhuis, 2003-10; 2018-20
396	- Ryan Suter, 2005-12

GOALTENDING

MOST GAMES PLAYED

659	- Pekka Rinne, 2005-20
383	- Tomas Vokoun, 1998-07
217	- Mike Dunham, 1998-03

MOST MINUTES PLAYED

38103	- Pekka Rinne, 2005-20
21788	- Tomas Vokoun, 1998-07
12494	- Mike Dunham, 1998-03

MOST WINS

359	- Pekka Rinne, 2005-20
161	- Tomas Vokoun, 1998-07
81	- Mike Dunham, 1998-03

MOST LOSSES

201	- Pekka Rinne, 2005-20
159	- Tomas Vokoun, 1998-07
104	- Mike Dunham, 1998-03

MOST TIES

35	- Tomas Vokoun, 1998-07
24	- Mike Dunham, 1998-03
1	- Chris Mason, 1998-01; 2003-08; 2012-13

MOST GOALS ALLOWED

1536	- Pekka Rinne, 2005-20
922	- Tomas Vokoun, 1998-07
567	- Mike Dunham, 1998-03

LOWEST GOALS-AGAINST AVERAGE (min. 52 GP)

2.42	- Pekka Rinne, 2005-20
2.54	- Tomas Vokoun, 1998-07
2.55	- Carter Hutton, 2014-16

HIGHEST SAVE PERCENTAGE (min. 52 GP)

.918	- Jussi Saros, 2015-20
.917	- Pekka Rinne, 2005-20
.913	- Tomas Vokoun, 1998-07

MOST SHUTOUTS

58	- Pekka Rinne, 2005-20
21	- Tomas Vokoun, 1998-07
12	- Chris Mason, 1998-01; 2003-08; 2012-13

MOST GOALS

1	- Pekka Rinne, 2005-20
	- Chris Mason, 1998-01; 2003-08; 2012-13

MOST ASSISTS

13	- Pekka Rinne, 2005-20
9	- Tomas Vokoun, 1998-07
4	- Jussi Saros, 2015-20

MOST POINTS

14	- Pekka Rinne (11g-13a), 2005-20
9	- Tomas Vokoun (9a), 1998-07
4	- Jussi Saros (4a), 2015-20

MOST PENALTY MINUTES

111	- Tomas Vokoun, 1998-07
56	- Pekka Rinne, 2005-20
14	- Mike Dunham, 1998-03



INDIVIDUAL RECORDS – SEASON

GAMES PLAYED

MOST GAMES PLAYED
82 - 52 tied, last: Ellis/Josi, 2018-19
BY DEFENSEMAN:
82 - 22 tied, last: Ellis/Josi, 2018-19
BY ROOKIE:
- Filip Forsberg, 2014-15
80 - Dan Hamhuis, 2003-04
- Martin Erat, 2001-02
79 - Adam Hall, 2002-03

GOALS

MOST GOALS
34 - Viktor Arvidsson, 2018-19
33 - Filip Forsberg, 2015-16
- Jason Arnott, 2008-09
31 - Viktor Arvidsson, 2016-17
- Filip Forsberg, 2016-17
- James Neal, 2015-16
- Paul Kariya, 2005-06
- Steve Sullivan, 2005-06

BY LEFT WING:
33 - Filip Forsberg, 2015-16
31 - Filip Forsberg, 2016-17
- Paul Kariya, 2005-06
- Steve Sullivan, 2005-06
28 - Filip Forsberg, 2018-19
BY CENTER:
33 - Jason Arnott, 2008-09
28 - Jason Arnott, 2007-08
27 - Jason Arnott, 2006-07
- David Legwand, 2006-07

BY RIGHT WING:
34 - Viktor Arvidsson, 2018-19
31 - Viktor Arvidsson, 2016-17
- James Neal, 2015-16
- Patrik Horqvist, 2009-10
BY DEFENSEMAN:
23 - Shea Weber, 2013-14
- Shea Weber, 2008-09
20 - Shea Weber, 2015-16

BY ROOKIE:
- Filip Forsberg, 2014-15
18 - Alexander Radulov, 2006-07
16 - Adam Hall, 2002-03
MOST GOALS AT HOME
22 - Filip Forsberg, 2015-16
21 - David Legwand, 2006-07
19 - Filip Forsberg, 2016-17
- Jason Arnott, 2007-08
- Alexander Radulov, 2007-08

BY DEFENSEMAN:
14 - Shea Weber, 2013-14
13 - Shea Weber, 2008-09
12 - Shea Weber, 2010-11
- Shea Weber, 2010-11
- Andy Delmore, 2002-03

BY ROOKIE:
- Filip Forsberg, 2014-15
10 - Alexander Radulov, 2006-07
8 - Adam Hall, 2002-03

MOST GOALS ON ROAD
18 - Steve Sullivan, 2005-06
17 - Patrik Horqvist, 2009-10
16 - Viktor Arvidsson, 2018-19
- Jason Arnott, 2008-09
BY DEFENSEMAN:
12 - Shea Weber, 2009-10
10 - Shea Weber, 2008-09
BY ROOKIE:
14 - Filip Forsberg, 2014-15
10 - Craig Smith, 2011-12
9 - David Legwand, 1999-00

MOST GAME-WINNING GOALS

9 - Filip Forsberg, 2016-17
8 - Patrik Horqvist, 2009-10
- J-P Dumont, 2007-08
- Scott Hartnell, 2005-06

BY DEFENSEMAN:
6 - Andy Delmore, 2002-03
4 - six times, last: Roman Josi, 2018-19

MOST GAME-TYING GOALS
2 - Cliff Ronning, 2001-02
- Sergei Krivokrasov, 1999-00

FEWEST GAMES TO 20 GOALS
38 - Steve Sullivan, 1/10/06
42 - Jason Arnott, 2/2/07
49 - Patrik Horqvist, 1/21/07
- Steve Sullivan, 2/3/07

LONGEST GOAL STREAK
6 - James Neal (7g), 11/5/16-1/17/16
- Filip Forsberg (7g), 10/21/14-1/13/14
- Patrik Horqvist (7g), 10/27/11-1/5/11
- Alexander Radulov (7g), 1/21/08-2/2/08
5 - five times, last: Roman Josi (7g), 12/16/19-12/23/19

ASSISTS

MOST ASSISTS
54 - Paul Kariya, 2005-06
52 - Paul Kariya, 2006-07
50 - Ryan Johansen, 2018-19
BY LEFT WING:
54 - Paul Kariya, 2005-06
52 - Paul Kariya, 2006-07
38 - Steve Sullivan, 2006-07

BY CENTER:
50 - Ryan Johansen, 2018-19
47 - Ryan Johansen, 2016-17
- Mike Ribeiro, 2014-15
44 - Jason Arnott, 2007-08
- Cliff Ronning, 2000-01
BY RIGHT WING:
49 - J-P Dumont, 2008-09
45 - J-P Dumont, 2006-07
43 - J-P Dumont, 2007-08

BY DEFENSEMAN:
49 - Roman Josi, 2019-20
47 - Roman Josi, 2015-16
42 - P.K. Subban, 2017-18
BY ROOKIE:
37 - Filip Forsberg, 2014-15
24 - Martin Erat, 2001-02
22 - Craig Smith, 2011-12

MOST ASSISTS AT HOME
31 - Paul Kariya, 2006-07
29 - Mike Ribeiro, 2015-16
- J-P Dumont, 2006-07
28 - Paul Kariya, 2005-06
BY DEFENSEMAN:
24 - Kimmo Timonen, 2006-07
23 - Marek Zidicky, 2003-04

BY ROOKIE:
17 - Filip Forsberg, 2014-15
14 - Seth Jones, 2013-14
- Martin Erat, 2001-02
13 - Alexander Radulov, 2006-07
MOST ASSISTS ON ROAD
30 - Roman Josi, 2019-20
26 - Paul Kariya, 2005-06
25 - Roman Josi, 2015-16
- J-P Dumont, 2008-09

BY DEFENSEMAN:
30 - Roman Josi, 2019-20
25 - Roman Josi, 2015-16
22 - Mattias Ekholm, 2018-19
LONGEST ASSIST STREAK
8 - Roman Josi (12a), 12/23/19-1/9/20
7 - Kimmo Timonen (8a), 2/23/03-3/7/03
- Cliff Ronning (10a), 1/6/00-1/21/00

POINTS

MOST POINTS
85 - Paul Kariya (31g-54a), 2005-06
76 - Paul Kariya (24g-52a), 2006-07
72 - J-P Dumont (29g-43a), 2007-08
- Jason Arnott (28g-44a), 2007-08

BY LEFT WING:
85 - Paul Kariya (31g-54a), 2005-06
76 - Paul Kariya (24g-52a), 2006-07
68 - Steve Sullivan (31g-37a), 2005-06
BY CENTER:
72 - Jason Arnott (28g-44a), 2007-08
64 - Ryan Johansen (14g-50a), 2018-19
63 - David Legwand (27g-36a), 2006-07
62 - Mike Ribeiro (15g-47a), 2014-15
- Cliff Ronning (26g-36a), 1999-00
- Cliff Ronning (19g-43a), 2000-01

BY RIGHT WING:
72 - J-P Dumont (29g-43a), 2007-08
67 - Scott Walker (25g-42a), 2003-04
66 - J-P Dumont (21g-45a), 2006-07
BY DEFENSEMAN:
65 - Roman Josi (16g-49a), 2019-20
61 - Roman Josi (14g-47a), 2015-16
59 - P.K. Subban (16g-43a), 2017-18

BY ROOKIE:
- Filip Forsberg (24g-37a), 2014-15
37 - Alexander Radulov (18g-19a), 2006-07
36 - Craig Smith (14g-22a), 2011-12
MOST POINTS AT HOME
44 - Paul Kariya (16g-28a), 2005-06
43 - J-P Dumont (14g-29a), 2006-07
- Paul Kariya (12g-31a), 2006-07
BY DEFENSEMAN:
33 - Kimmo Timonen (9g-24a), 2006-07
30 - P.K. Subban (8g-22a), 2017-18
- Shea Weber (11g-19a), 2015-16
- Roman Josi (8g-22a), 2015-16
- Shea Weber (12g-18a), 2011-12
- Marek Zidicky (7g-23a), 2003-04

BY ROOKIE:
- Filip Forsberg (12g-17a), 2014-15
23 - Alexander Radulov (10g-13a), 2006-07
18 - Martin Erat (4g-14a), 2001-02
MOST POINTS ON ROAD
41 - Paul Kariya (15g-26a), 2005-06
37 - Roman Josi (9g-30a), 2019-20
- J-P Dumont (12g-25a), 2008-09
35 - Steve Sullivan (18g-17a), 2005-06

BY DEFENSEMAN:
37 - Roman Josi (7g-30a), 2019-20
31 - Roman Josi (4g-25a), 2015-16
30 - Roman Josi (9g-21a), 2018-19
LONGEST POINT STREAK
16 - J-P Dumont (8g-14a), 12/29/07-1/21/08
12 - Roman Josi (7g-13a), 12/16/19-1/9/20
11 - Sergei Kostitsyn (7g-8a), 3/17/11-4/8/11
MOST POINTS IN TWO CONSECUTIVE GAMES
7 - Scott Walker (2g-5a), 2/18/04-2/20/04
- 23 times, last: Filip Forsberg (2g-4a), 3/29/18-4/1/18

MOST POINTS IN THREE CONSECUTIVE GAMES
10 - Steve Sullivan (5g-5a), 2/18/04-2/21/04
- Scott Walker (2g-8a), 2/18/04-2/21/04
9 - Filip Forsberg (7g-7a), 2/21/11-2/25/11
SPECIAL TEAMS
MOST POWER-PLAY GOALS
14 - Shea Weber, 2015-16
- Andy Delmore, 2002-03
- Paul Kariya, 2005-06
- Jason Arnott, 2007-08
- Steve Sullivan, 2005-06

BY DEFENSEMAN:
14 - Shea Weber, 2015-16
- Andy Delmore, 2002-03
12 - Shea Weber, 2013-14
11 - Andy Delmore, 2001-02

MOST POWER-PLAY POINTS

46 - Paul Kariya (14g-32a), 2005-06
38 - Kimmo Timonen (8g-31a), 2005-06
35 - Marek Zidicky (9g-26a), 2003-04
BY DEFENSEMAN:
38 - Kimmo Timonen (8g-30a), 2005-06
35 - Marek Zidicky (9g-26a), 2003-04
30 - Kimmo Timonen (8g-22a), 2003-04

BY ROOKIE:
19 - Filip Forsberg (6g-13a), 2014-15
13 - Craig Smith (6g-7a), 2011-12
12 - Adam Hall (8g-9a), 2002-03

MOST SHORTHANDED GOALS

4 - Austin Watson, 2017-18
- Greg Johnson, 2005-06
- Greg Johnson, 2003-04
- Steve Sullivan, 2005-06

MOST SHORTHANDED POINTS
6 - Greg Johnson (4g-2a), 2003-04
- Austin Watson (4g-1a), 2017-18
- Jerred Smilton (2g-3a), 2007-08
- Scott Walker (3g-2a), 2003-04
- Scott Walker (3g-2a), 2000-01

SHOTS

MOST SHOTS
275 - Patrik Horqvist, 2009-10
274 - Roman Josi, 2018-19
268 - James Neal, 2015-16
BY DEFENSEMAN:
274 - Roman Josi, 2018-19
260 - Roman Josi, 2019-20
254 - Shea Weber, 2010-11

BY ROOKIE:
272 - Filip Forsberg, 2014-15
231 - Craig Smith, 2011-12
146 - Adam Hall, 2002-03

PLUS/MINUS

HIGHEST PLUS/MINUS
+27 - Nick Bonino, 2018-19
- Mattias Ekholm, 2018-19
- Filip Forsberg, 2017-18
- James Neal, 2015-16
- Ryan Ellis, 2017-18
- Mattias Ekholm, 2017-18
BY DEFENSEMAN:
+27 - Mattias Ekholm, 2018-19
+26 - Ryan Ellis, 2017-18
+25 - Mattias Ekholm, 2017-18
+24 - Roman Josi, 2017-18
+19 - Alexander Radulov, 2006-07
+15 - Filip Forsberg, 2014-15
- Cody Franson, 2009-10
- Ville Koistinen, 2007-08

+26
+25
BY DEFENSEMAN:
+27 - Mattias Ekholm, 2018-19
+26 - Ryan Ellis, 2017-18
+25 - Mattias Ekholm, 2017-18
+24 - Roman Josi, 2017-18
+19 - Alexander Radulov, 2006-07
+15 - Filip Forsberg, 2014-15
- Cody Franson, 2009-10
- Ville Koistinen, 2007-08

PENALTY MINUTES

MOST PENALTY MINUTES
242 - Patrick Cote, 1998-99
218 - Denny Lambert, 1998-99
166 - Rich Clune, 2013-14
BY DEFENSEMAN:
140 - Drake Berehowsky, 1998-99
137 - Bob Boughner, 1998-99
128 - Cale Hulse, 2000-01

BY ROOKIE:
242 - Patrick Cote, 1998-99
137 - Jordan Tootoo, 2003-04
113 - Rich Clune, 2012-13

* The 2012-13 season was 48 games.

* The Predators played 69 games in the 2019-20 season.



INDIVIDUAL RECORDS – SEASON

GOALTENDING

MOST GAMES PLAYED

73	- Pekka Rinne, 2011-12 (led NHL)
	- Tomas Vokoun, 2003-04
69	- Juse Saros, 2002-03

BY ROOKIE:

52	- Pekka Rinne, 2008-09
37	- Tomas Vokoun, 1998-99
26	- Juse Saros, 2017-18

MOST CONSECUTIVE GAMES PLAYED

38	- Tomas Vokoun, 1/16/03-4/6/03
30	- Pekka Rinne, 2/10/13-4/9/13
22	- Chris Mason, 11/23/06-1/6/07

MOST CONSECUTIVE STARTS

38	- Tomas Vokoun, 1/16/03-4/6/03
25	- Pekka Rinne, 2/19/13-4/9/13
21	- Chris Mason, 11/25/06-1/6/07
	- Tomas Vokoun, 11/24/03-1/6/04

MOST MINUTES PLAYED

4221	- Tomas Vokoun, 2003-04
4169	- Pekka Rinne, 2011-12
3974	- Tomas Vokoun, 2002-03

BY ROOKIE:

2999	- Pekka Rinne, 2008-09
1954	- Tomas Vokoun, 1998-99
1131	- Anders Lindback, 2010-11

MOST WINS

43	- Pekka Rinne, 2011-12 (led NHL)
42	- Pekka Rinne, 2017-18
41	- Pekka Rinne, 2014-15

BY ROOKIE:

29	- Pekka Rinne, 2008-09
12	- Tomas Vokoun, 1998-99
11	- Juse Saros, 2017-18
	- Anders Lindback, 2010-11

MOST CONSECUTIVE WINS

11	- Pekka Rinne, 2/19/18-3/19/18
	- Pekka Rinne, 1/1/12-2/4/12
7	- Pekka Rinne, 11/12/09-11/25/09
	- Tomas Vokoun, 10/5/05-10/25/05
	- Tomas Vokoun, 11/2/03-12/4/03

MOST CONSECUTIVE GAMES UNBEATEN

11	- Pekka Rinne (11-0-0), 2/19/18-3/19/18
	- Pekka Rinne (11-0-0), 1/1/12-2/4/12

MOST LOSSES

31	- Tomas Vokoun, 2002-03
29	- Tomas Vokoun, 2003-04
27	- Mike Dunham, 1999-00

MOST CONSECUTIVE LOSSES

8	- Chris Mason, 2/19/13-4/27/13
7	- Pekka Rinne, 4/4/13-4/19/13
	- Chris Mason, 10/10/01-10/30/01

MOST TIES

11	- Tomas Vokoun, 2002-03
10	- Tomas Vokoun, 2003-04
9	- Mike Dunham, 2001-02

MOST GOALS ALLOWED

178	- Tomas Vokoun, 2003-04
166	- Pekka Rinne, 2011-12
161	- Pekka Rinne, 2015-16

LOWEST GOALS-AGAINST AVERAGE (min. 26 GP)

2.12	- Pekka Rinne, 2010-11
2.18	- Pekka Rinne, 2014-15
2.20	- Tomas Vokoun, 2002-03

BY ROOKIE:

2.38	- Pekka Rinne, 2008-09
2.44	- Juse Saros, 2017-18
2.95	- Tomas Vokoun, 1998-99

HIGHEST SAVE PERCENTAGE (min. 26 GP)

930	- Pekka Rinne, 2010-11
927	- Pekka Rinne, 2017-18
925	- Juse Saros, 2017-18

BY ROOKIE:

925	- Juse Saros, 2017-18
917	- Pekka Rinne, 2008-09
908	- Tomas Vokoun, 1998-99

MOST SHUTOUTS

8	- Pekka Rinne, 2017-18 (led NHL)
7	- Pekka Rinne, 2009-10
6	- Pekka Rinne, 2008-09
	- Pekka Rinne, 2010-11
	- Dan Ellis, 2007-08

BY ROOKIE:

7	- Pekka Rinne, 2008-09
3	- Juse Saros, 2017-18
2	- Marek Mazanec, 2013-14
	- Anders Lindback, 2010-11

LONGEST SHUTOUT STREAK

233:39	- Dan Ellis, 3/22/08-3/30/08
181:07	- Juse Saros, 3/3/20-3/10/20
155:06	- Pekka Rinne, 2/12/13-2/16/13

MOST GOALS

1	- Pekka Rinne, 2019-20
	- Chris Mason, 2005-06

MOST ASSISTS

5	- Pekka Rinne, 2011-12
3	- Juse Saros, 2017-18
2	- six times, last: Pekka Rinne, 2019-20

MOST POINTS

5	- Pekka Rinne (5x), 2011-12
3	- Pekka Rinne (1g-2a), 2019-20
	- Juse Saros (3a), 2017-18

MOST PENALTY MINUTES

35	- Tomas Vokoun, 2003-04
28	- Tomas Vokoun, 2002-03
26	- Tomas Vokoun, 2005-06



Pekka Rinne holds nearly every franchise goaltending record, including games played (659), wins (359) and shutouts (58).



INDIVIDUAL RECORDS – GAME

GOALS

MOST GOALS

- 4 - Eric Nystrom, 1/24/14 at Calgary
- 38 times, last: Craig Smith, 2/3/20 vs. NY Islanders

BY DEFENSEMAN:

- 3 - Shea Weber, 12/5/15 at Detroit

BY GOALTENDER:

- 1 - Pekka Rinne, 1/19/20 at Chicago
- Chris Mason, 4/15/06 vs. Phoenix

MOST GOALS AGAINST

- 4 - Leon Draisaitl, 3/2/20 vs. Edmonton

ASSISTS

MOST ASSISTS

- 5 - Roman Josi, 2/17/18 at Winnipeg
- Marek Zidlicky, 2/18/04 vs. San Jose

BY DEFENSEMAN:

- 4 - J-P Dumont, 10/22/09 at Ottawa
- Martin Erat, 3/28/09 vs. Los Angeles
- Mike Sillinger, 3/18/06 vs. Calgary
- Dan Hamhuis, 3/4/04 at Pittsburgh

BY ROOKIE:

- 4 - Dan Hamhuis, 3/4/04 at Pittsburgh
3 - Craig Smith, 12/01 at Vancouver
- Alexander Radulov, 12/23/06 vs. Los Angeles

BY GOALTENDER:

- 1 - 33 times, last: Pekka Rinne, 11/4/19 at Detroit

MOST ASSISTS BY OPPONENTS

- 5 - Jack Eichel, 3/3/18 vs. Buffalo
- Peter Forsberg, 1/1/03 vs. Colorado
- Wayne Gretzky, 2/15/99 vs. NY Rangers
4 - 13 times, last: Connor McDavid, 3/2/20 vs. Edmonton

POINTS

MOST POINTS

- 5 - Roman Josi, 2/21/18 at Winnipeg
- J-P Dumont (1g-4a), 10/22/09 at Ottawa
- Dan Hamhuis (1g-4a), 3/4/04 at Pittsburgh
- Marek Zidlicky (5a), 2/18/04 vs. San Jose
4 - 37 times, last: Viktor Arvidsson (2g-2a), 4/6/17 at Dallas

BY DEFENSEMAN:

- 5 - Roman Josi, 2/27/18 at Winnipeg
- Dan Hamhuis (1g-4a), 3/4/04 at Pittsburgh
- Marek Zidlicky (5a), 2/18/04 vs. San Jose
4 - Roman Josi (2g-2a), 2/25/13 vs. Dallas
- Shea Weber (1g-3a), 10/18/08 vs. Columbus
- Kimmo Timonen (1g-3a), 12/20/01 vs. Vancouver

BY ROOKIE:

- 5 - Dan Hamhuis (1g-4a), 3/4/04 at Pittsburgh
- 11 times, last: Filip Forsberg (2g-1a), 11/2/14 at Vancouver

BY ROOKIE IN NHL DEBUT:

- 1 - 16 times, last: Samuel Girard (1a), 10/10/17 vs. Philadelphia

MOST POINTS BY OPPONENT

- 6 - Peter Forsberg (1g-5a), 1/1/03 vs. Colorado
5 - Leon Draisaitl (4g-1a), 3/2/20 vs. Edmonton
- Connor McDavid (1g-4a), 3/2/20 vs. Edmonton
- Jack Eichel (5a), 3/3/18 vs. Buffalo
- Milan Hejduk (2g-3a), 1/1/03 vs. Colorado
- Wayne Gretzky (5a), 2/15/99 vs. NY Rangers

SPECIAL TEAMS

MOST POWER-PLAY GOALS

- 3 - Shea Weber, 12/5/15 at Detroit
- Steve Sullivan, 2/18/04 vs. San Jose
- 34 times, last: Filip Forsberg, 3/12/19 at Anaheim

MOST POWER-PLAY GOALS AGAINST

- 3 - Tomas Holmstrom, 2/24/07 vs. Detroit
- 26 times, last: Leon Draisaitl, 1/4/20 at Edmonton

MOST SHORTHANDED GOALS

- 2 - Callie Jankirok, 10/31/19 vs. Calgary
- Scott Nichol, 1/19/08 at St. Louis

MOST SHORTHANDED GOALS AGAINST

- 1 - 131 times, last: Pavel Zacha, 1/30/20 at New Jersey

SHOTS

MOST SHOTS

- 14 - Patric Hornqvist, 12/28/10 vs. Dallas
12 - Patric Hornqvist, 2/18/13 at Colorado
- Jason Arnott, 12/4/07 at Toronto
11 - Craig Smith, 12/29/17 at Minnesota
- Steve Sullivan, 11/4/09 vs. Montreal

BY DEFENSEMAN:

- 10 - Roman Josi, 11/3/18 vs. Boston
- Shea Weber, 12/10 vs. Anaheim
- Shea Weber, 2/21/08 vs. Vancouver
9 - P.K. Subban, 2/5/18 at NY Islanders
- Shea Weber, 2/28/15 vs. Colorado
- 12 times, last: Roman Josi, 3/5/20 vs. Dallas

BY ROOKIE:

- 9 - Filip Forsberg, 2/28/15 vs. Florida
- Adam Hall, 1/1/03 vs. Colorado
8 - Viktor Arvidsson, 3/8/16 at Winnipeg
- Filip Forsberg, 11/2/14 at Vancouver
7 - Craig Smith, 12/13/11 vs. Calgary
- Ville Koistinen, 12/27/07 vs. Columbus

MOST SHOTS BY OPPONENT

- 11 - Jeff Carter, 3/16/10 vs. Philadelphia

PENALTY MINUTES

MOST PENALTY MINUTES

- 35 - Jeremy Stevenson, 10/25/05 vs. Chicago
27 - Scott Nichol, 12/20/06 vs. Buffalo
- Darcy Hordichuk, 11/24/05 vs. Los Angeles

BY DEFENSEMAN:

- 25 - Greg de Vries, 3/6/08 at Vancouver
22 - Jamie Allison, 10/25/05 vs. Chicago
18 - Brendan Witt, 4/15/06 vs. Phoenix
BY ROOKIE:
19 - Marian Cisar, 1/29/01 at Phoenix
- four times, last: Jordan Tootoo, 12/22/03 vs. Phoenix

MOST PENALTY MINUTES BY OPPONENT

- 34 - Krzysztof Oliwa, 3/20/04 at Calgary
- Steve Yzerman, 10/30/03 vs. Detroit
32 - Keviniek Biasek, 3/6/08 at Vancouver
30 - Kirk Maltby, 10/30/03 vs. Detroit

GOALTENDING

MOST SAVES

- 54 - Dan Ellis, 1/11/08 at San Jose
52 - Mike Dunham, 10/21/98 at Detroit
50 - Tomas Vokoun, 12/23/98 vs. Detroit

MOST GOALS ALLOWED

- 8 - Pekka Rinne, 3/2/20 vs. Edmonton

MOST PENALTY MINUTES

- 17 - Tomas Vokoun, 3/20/04 at Calgary
14 - Tomas Vokoun, 1/16/03 at Calgary
12 - Tomas Vokoun, 1/13/06 at Carolina

MOST SAVES BY OPPONENT

- 53 - Carey Price, 10/14/09 vs. Montreal
51 - Steve Shields, 10/14/99 vs. San Jose
49 - Anton Khudobin, 12/27/18 at Dallas
- Robert Luongo, 2/21/08 vs. Vancouver



Roman Josi tied the franchise record for points in a game with five (5a) on Feb. 27, 2018 at Winnipeg.



Eric Nystrom scored a franchise-high four goals on Jan. 14, 2014 at Calgary.



Dan Ellis stopped 52 shots, a franchise record, on Nov. 11, 2008 at San Jose.



INDIVIDUAL RECORDS – PERIOD

GOALS

MOST GOALS

- 3 - Filip Forsberg, 2/21/17 in 2nd vs. Calgary
 - Filip Forsberg, 2/27/16 in 2nd vs. St. Louis
 - Steve Sullivan, 12/14/06 in 2nd vs. Ottawa
 - Rob Valicewic, 11/14/99 in 1st at Chicago

MOST GOALS BY OPPONENT

- 3 - Four times, last: Leon Draisaitl, 3/2/20 in 3rd vs. Edmonton

ASSISTS

MOST ASSISTS

- 3 - 13 times, last: Filip Forsberg, 2/1/19 in 3rd at Florida

MOST ASSISTS BY OPPONENT

- 4 - Jack Eichel, 3/31/18 in 2nd vs. Buffalo
 - Rostislav Klesla, 3/28/13 in 1st vs. Phoenix
 - Paul Kariya, 12/16/98 in 2nd at Anaheim

POINTS

MOST POINTS

- 3 - 45 times, last: Filip Forsberg (2g-1a), 3/10/20 in 2nd at Montreal

MOST POINTS BY OPPONENT

- 4 - Jack Eichel (4a), 3/31/18 in 2nd vs. Buffalo
 - Rostislav Klesla (4a) 3/28/13 in 1st vs. Phoenix
 - Joe Pavelski (2g-2a), 3/11/10 in 3rd at San Jose
 - Paul Kariya (4a), 12/16/98 in 2nd at Anaheim

SPECIAL TEAMS

MOST POWER-PLAY GOALS

- 2 - 11 times, last: Filip Forsberg, 3/12/19 in 3rd at Anaheim

MOST POWER-PLAY GOALS AGAINST

- 2 - eight times, last: Alexander Ovechkin, 10/10/19 in 2nd vs. Washington

MOST SHORTHANDED GOALS

- 2 - Calle Jarnbrok, 10/31/19 in 2nd vs. Calgary
 - Scott Nichol, 1/19/08 in 2nd at St. Louis

MOST SHORTHANDED GOALS AGAINST

- 1 - 126 times, last: Pavel Zacha, 1/30/20 in 1st at New Jersey

SHOTS

MOST SHOTS

- 8 - Patric Hornqvist, 2/18/13 in 3rd at Colorado

MOST SHOTS AGAINST

- 7 - five times, last: Nathan MacKinnon, 11/7/19 in 1st at Colorado

PENALTY MINUTES

MOST PENALTY MINUTES

- 30 - Jeremy Stevenson, 10/25/05 in 3rd vs. Chicago
 27 - Scott Nichol, 12/21/06 in 3rd vs. Buffalo
 - Darcy Hordichuk, 11/24/05 in 3rd vs. Los Angeles
 25 - Cody McLeod, 3/27/17 in 3rd at Boston

MOST PENALTY MINUTES BY OPPONENT

- 34 - Krzysztof Oliwa, 3/20/04 in 3rd at Calgary
 32 - Kevin Bieksa, 3/6/08 in 3rd at Vancouver
 29 - Duncan Keith, 12/1/18 in 1st vs. Chicago

GOALTENDING

MOST SAVES

- 27 - Mike Dunham, 10/21/98 in 2nd at Detroit
 25 - Pekka Rinne, 2/10/09 in 1st vs. Detroit
 23 - Juuse Saros, 2/16/19 in 2nd at Vegas

MOST SAVES BY OPPONENT

- 23 - Carey Price, 11/14/09 in 1st vs. Montreal
 22 - Jussi Markkanen, 2/28/04 in 2nd vs. NY Rangers
 21 - Antti Raanta, 12/23/19 in 1st vs. Arizona
 - Mike Smith, 10/9/18 in 2nd at Calgary
 - Jose Theodore, 3/10/03 in 2nd vs. Montreal
 - Jocelyn Thibault, 1/8/00 in 1st vs. Chicago

MOST GOALS ALLOWED

- 5 - Pekka Rinne, 3/2/20 in 3rd vs. Edmonton
 - Pekka Rinne, 3/31/18 in 2nd vs. Buffalo
 - Pekka Rinne, 10/22/09 in 3rd at Ottawa



Filip Forsberg is one of three players in team history to score three times in a single period, he most recently did on Feb. 21, 2017 vs. Calgary.



Pekka Rinne's 25 saves in the first period vs. Detroit on Feb. 10, 2009 are the most in a single period by a Preds goaltender on home ice.



PLAYOFFS



ROGERS PLACE

ROGERS PLACE

STANLEY CUP QUALIFIERS

STANLEY CUP QUALIFIERS 2020

NASHVILLE
PREDATORS

ARIZONA
COYOTES

2 20:00

NASHVILLE
PREDATORS

ARIZONA
COYOTES

2 20:00

NASHVILLE VS ARIZONA

HONDA DISCOVER

STANLEY CUP

STANLEY CUP

EDMONTON



NHL

PREDATORS COYOTES

FANDECK



POSTSEASON NOTES



SIX IN A ROW

- The Nashville Predators qualified for the postseason for the sixth consecutive season, extending the longest streak in franchise history. It was the team's 13th postseason appearance in its 22-season history.
- Nashville is one of three teams to make the postseason in each of the last six seasons, joining Pittsburgh (14) and Washington (6).

STANLEY CUP QUALIFIERS

- The Predators participated in the 2020 Stanley Cup Qualifiers by virtue of finishing sixth in the Western Conference in point percentage at .565 (78 points and a 35-26-8 regular-season record).
- Nashville took on the No. 11-seeded Arizona in the Qualifying Round, the first best-of-five postseason series in franchise history.
- The Predators served as the "home" team in Games 1-2 and as the "road" team in Games 3-4, with all games being played at Rogers Place in Edmonton, Alta.

SAROS EARNS THE POSTSEASON NET

- Juuse Saros started all four of Nashville's postseason games, becoming the first goaltender other than Pekka Rinne to start a playoff contest for Nashville since Dan Ellis in 2008.
- The Forssa, Finland, native earned his first career postseason victory in Game 2 and became the fifth different goaltender in Predators history to record a playoff win.
- Saros started both games of a back-to-back for the first time in his NHL career in Games 2-3.

"JOFA" REUNITED

- Nashville's top line of Ryan Johansen, Filip Forsberg and Viktor Arvidsson skated together in all four of Nashville's postseason games and combined for 13 points (7g-6a).

- Forsberg (3g-2a) and Johansen (1g-4a) tied for the Predators lead in points with five each; Arvidsson and Forsberg tied for the team lead in goals with three.
- The trio also featured prominently on Nashville's power play, picking up seven points (3g-4a).

FORSBERG FINDS HIS POWER

- Filip Forsberg tallied two multi-point games, including a two-goal performance in Game 1 in which he became the first player in Predators postseason history to score twice on the power play in the same contest.
- He tallied a point in three of Nashville's four games and tied for the series lead in points with five (3g-2a).
- Forsberg recorded his fifth career multi-goal performance in the postseason, the most in Nashville history.
- He scored with 32 seconds left in Game 4 to tie the game at 3-3 and send it to overtime.

QUICK HITS

- The Predators went 4-for-14 (28.6 percent) on the power play, scoring a goal on the man-advantage in three of their four contests.
- Roman Josi tied for the series lead in points by a defenseman with four (4a). He fired seven shots in the third period of Game 4, the shots by a player in a single period in Preds playoff history.
- Calle Jarnkrok scored the game-winning goal in Game 2, the first of his postseason career.
- Nashville outshot Arizona 163-125 in the series and fired at least 40 shots in three games, including a series-high 52 in Game 4.
- Filip Forsberg extended his franchise lead in postseason goals (26) and points (49); Ryan Johansen overtook the franchise's all-time postseason assists lead with 28; Josi passed Mike Fisher for the most postseason appearances by a skater in team history (75).



2020 STANLEY CUP QUALIFIERS



NASHVILLE PREDATORS VS. ARIZONA COYOTES | 2020 QUALIFYING ROUND



GAME 1 - Arizona 4, Nashville 3 (Aug. 2 @ Rogers Place)

The Nashville Predators closed the gap on a three-goal, first-period deficit, but it wasn't enough, as the Arizona Coyotes claimed Game 1 of their Qualifying Round series, 4-3. Arizona scored each of the game's first three goals in the opening period, as Oliver Ekman-Larsson, Christian Dvorak and Clayton Keller all beat Preds netminder Juuse Saros, who made his first career postseason start. Filip Forsberg scored twice on the power play and Ryan Ellis added a goal 30 seconds into the third period, but Coyotes goaltender Darcy Kuemper stood tall, denying the Predators on 40 of their 43 shots. Michael Grabner scored the game-winning goal while shorthanded in the second period to help Arizona jump out to a 1-0 series lead.

GAME 2 - Arizona 2, Nashville 4 (Aug. 4 @ Rogers Place)


The Nashville Predators opened up a 4-0 lead on the Arizona Coyotes and claimed a 4-2 victory in Game 2 to even their best-of-five series at 1-1. Juuse Saros made 24 saves for his first career postseason victory and the Predators forwards supplied the firepower, receiving goals from four different skaters. Nick Bonino got Nashville on the scoreboard in the first and Ryan Johansen followed that up with his first of the postseason minutes later. In the second, Calle Jarnkrok scored what stood as the game-winning goal, the first of his postseason career, to push the Preds to a 3-0 lead after the second; Nashville improved to 31-3 all-time in postseason games in which it held a lead through two periods. Viktor Arvidsson scored his first of the postseason to open the scoring in the third, and despite two late goals from the Coyotes to spoil Saros' shutout bid, the Predators left Game 2 victorious.

GAME 3 - Nashville 1, Arizona 4 (Aug. 5 @ Rogers Place)

Playing in their first back-to-back in the postseason since 2004, the Predators dropped a 4-1 decision to the Coyotes in Game 3, giving Arizona a 2-1 series lead. The Predators did just about everything but find the back of the net in the opening 20 minutes, as Arizona netminder Darcy Kuemper stopped all 19 Nashville shots he faced. Instead, the Coyotes scored on their first shot of the game - a redirection from Christian Dvorak - and took a 1-0 lead into the intermission. Nashville remained on the attack despite the setback, and in the second period, Ryan Johansen stole the puck from two Coyotes in the neutral zone and started an odd-man rush. Filip Forsberg then slipped a pass over to Viktor Arvidsson, who tallied his second goal in as many days with a slap shot to even the score at 1-1. A third-period goal by Taylor Hall put the game out of reach and pushed Nashville to the brink of elimination.

GAME 4 (OT) - Nashville 3, Arizona 4 (Aug. 7 @ Rogers Place)

Nashville's season came to an end with a 4-3 overtime loss to Arizona in Game 5. Brad Richardson ended the game and the series at 5:27 of overtime, giving the Coyotes a 3-1 series win. Arizona jumped out to a 2-0 lead, but second-period goals from Matt Duchene and Viktor Arvidsson saw the game knotted at two heading into the third period. Jordan Oesterle scored for Arizona at 4:21 of the third, but Filip Forsberg forced overtime with his third goal of the series with just 32 seconds left in regulation, tying the game at 3-3. Nashville had four shots on goal in overtime, but Richardson slotted home the series-ending goal past Saros from just inside the slot.





2020 STANLEY CUP QUALIFIERS



NASHVILLE PREDATORS VS. ARIZONA COYOTES | 2020 QUALIFYING ROUND



at NASHVILLE

DATE	SCORE	GAME-WINNING GOAL
8/2/20	ARI 4 at NSH 3	Michael Grabner
8/4/20	ARI 2 at NSH 4	Calle Jarnkrok

GOALS BY PERIOD

TEAM	1st	2nd	3rd	OT	TOTAL
Nashville	3	4	4	0	11
Arizona	5	2	6	1	14

at ARIZONA

DATE	SCORE	GAME-WINNING GOAL
8/5/20	NSH 1 at ARI 4	Conor Garland
8/7/20	NSH 3 at ARI 4 (OT)	Brad Richardson

SHOTS BY PERIOD

TEAM	1st	2nd	3rd	OT	TOTAL
Nashville	49	44	66	4	163
Arizona	45	37	40	3	125

INDIVIDUAL SCORING

PREDATORS

PLAYER	GP	G	A	P	+/-	PIM	PP	SH
Filip Forsberg	4	3	2	5	1	2	2	0
Ryan Johansen	4	1	4	5	1	2	0	0
Roman Josi	4	0	4	4	-2	4	0	0
Viktor Arvidsson	4	3	0	3	0	2	1	0
Ryan Ellis	4	1	2	3	0	2	0	0
Matt Duchene	4	1	1	2	-4	2	1	0
Nick Bonino	4	1	0	1	-2	2	0	0
Calle Jarnkrok	4	1	0	1	0	0	0	0
Mattias Ekholm	4	0	1	1	-2	0	0	0
Mikael Granlund	4	0	1	1	-3	2	0	0
Rocco Grimaldi	4	0	1	1	-1	2	0	0
Colton Sissons	4	0	1	1	0	0	0	0
Dante Fabbro	4	0	0	0	-1	2	0	0
Craig Smith	4	0	0	0	-4	2	0	0
Jarred Tinordi	4	0	0	0	-2	2	0	0
Kyle Turris	4	0	0	0	-4	0	0	0
Austin Watson	4	0	0	0	0	2	0	0
Yannick Weber	4	0	0	0	-2	0	0	0

Power Play: 4-14 (28.6%) | Penalty Kill: 10-12 (83.3%)

COYOTES

PLAYER	GP	G	A	P	+/-	PIM	PP	SH
Clayton Keller	4	2	2	4	3	0	1	0
Oliver Ekman-Larsson	4	1	3	4	3	6	0	0
Taylor Hall	4	1	3	4	0	8	1	0
Phil Kessel	4	1	3	4	1	4	0	0
Christian Dvorak	4	2	1	3	2	0	0	0
Derek Stepan	4	0	3	3	1	4	0	0
Michael Grabner	4	2	0	2	1	2	0	1
Jordan Oesterle	4	1	1	2	3	0	0	0
Lawson Crouse	4	1	0	1	1	0	0	0
Conor Garland	4	1	0	1	1	0	0	0
Brad Richardson	4	1	0	1	1	0	0	0
Carl Soderberg	4	1	0	1	2	0	0	0
Jason Demers	4	0	1	1	3	2	0	0
Christian Fischer	4	0	1	1	0	2	0	0
Niklas Hjalmarsson	4	0	1	1	0	2	0	0
Vinnie Hinostroza	2	0	1	1	3	0	0	0
Jakob Chytrun	4	0	0	0	0	2	0	0
Alex Goligoski	4	0	0	0	1	0	0	0
Barrett Hayton	2	0	0	0	-2	0	0	0

Power Play: 2-12 (16.7%) | Penalty Kill: 10-14 (71.4%)

GOALTENDING

PREDATORS

GOALTENDER	GP	MIN	W-L	GA	SA	SV	GAA	SV%
Juuse Saros	4	242	1-3	13	124	111	3.22	.895

COYOTES

GOALTENDER	GP	MIN	W-L	GA	SA	SV	GAA	SV%
Darcy Kuemper	4	244	3-1	11	163	152	2.71	.933



2020 PLAYER GAME-BY-GAME STATS

DATE	OPP.	#4 ELLIS	#5 HAMHUIS	#7 WEBER	#8 TURRIS	#9 FORSBERG	#10 SISSONS	#13 BONINO
Aug. 2	ARI	1-0.5/1 26:05	DNP	0-0.0/0 07:06	0-0.3/1 15:30	2-0.7/1 19:22	0-0.0/0 12:11	0-0.3/0 15:35
Aug. 4	ARI	0-0.0/1 20:57	DNP	0-0.0/1 15:31	0-0.1/1 15:16	0-0.6/2 14:41	0-1.0/0 14:23	1-0.1/0 17:09
Aug. 5	@ARI	0-0.3/0 28:46	DNP	0-0.0/0 05:21	0-0.1/1 17:21	0-1.7/1 19:39	0-0.0/0 11:24	0-0.2/1 13:43
Aug. 7	@ARI	0-2.5/0 30:47	DNP	0-0.1/1 06:28	0-0.1/1 11:59	1-1.3/1 24:32	0-0.1/0 13:38	0-0.1/2 19:03

DATE	OPP.	#14 EKHOLM	#15 SMITH	#19 JARNKROK	#22 HOLZER	#23 GRIMALDI	#24 TINORDI	#26 CARR
Aug. 2	ARI	0-0.4/0 24:47	0-0.3/0 13:06	0-0.1/0 11:39	DNP	0-0.1/0 09:54	0-0.2/0 10:45	DNP
Aug. 4	ARI	0-1.2/1 21:49	0-0.4/0 15:10	1-0.0/0 12:59	DNP	0-1.1/1 15:13	0-0.1/1 15:48	DNP
Aug. 5	@ARI	0-0.3/2 24:57	0-0.4/1 12:51	0-0.0/0 11:27	DNP	0-0.2/1 11:35	0-0.0/0 08:37	DNP
Aug. 7	@ARI	0-0.3/1 24:59	0-0.2/3 10:08	0-0.3/0 16:32	DNP	0-0.2/1 13:26	0-0.0/1 07:22	DNP

DATE	OPP.	#28 TOLVANEN	#32 TRENIN	#33 ARVIDSSON	#42 BLACKWELL	#45 CARRIER	#47 McCARRON	#51 WATSON
Aug. 2	ARI	DNP	DNP	0-0.4/1 20:29	DNP	DNP	DNP	0-0.1/0 06:03
Aug. 4	ARI	DNP	DNP	1-0.3/1 12:44	DNP	DNP	DNP	0-0.0/0 12:32
Aug. 5	@ARI	DNP	DNP	1-0.6/1 19:50	DNP	DNP	DNP	0-0.3/0 09:57
Aug. 7	@ARI	DNP	DNP	1-0.3/1 12:42	DNP	DNP	DNP	0-0.2/0 13:49

DATE	OPP.	#57 FABBRO	#59 JOSI	#64 GRANLUND	#92 JOHANSEN	#95 DUCHENE	#1 GROSENICK	#35 RINNE
Aug. 2	ARI	0-0.0/0 15:47	0-2.1/2 28:32	0-0.3/1 18:23	0-1.2/1 17:09	0-1.1/2 16:33	DND	DNP
Aug. 4	ARI	0-0.1/0 19:29	0-1.2/2 22:06	0-0.1/1 16:26	1-1.1/1 14:32	0-0.2/1 15:20	DND	DNP
Aug. 5	@ARI	0-0.0/0 21:49	0-0.4/2 27:15	0-0.0/0 17:57	0-1.2/0 19:34	0-0.3/1 15:06	DND	DNP
Aug. 7	@ARI	0-0.1/1 25:13	0-1.14/0 29:50	0-1.3/1 22:04	0-1.2/1 22:24	1-0.5/0 21:50	DND	DNP

DATE	OPP.	#39 INGRAM	#74 SAROS
Aug. 2	ARI	DND	4/37 L 58:23
Aug. 4	ARI	DND	2/26 W 59:57
Aug. 5	@ARI	DND	3/27 L 59:53
Aug. 7	@ARI	DND	4/34 L 63:56

Skaters: Goals-Assists (Game Winning or Game Tying), Shots / (+/-), TOI

Goalies: Goals Allowed/Shots, Decision, Minutes Played

DND = Did Not Dress; DNP = Did Not Play





2020 FINAL SCORING

POS.	#	PLAYER	GP	TOI/G	G	A	PTS	+/-	PIM	PPG	SHG	GWG	S	S%	FO	FO%	H	BS
C	92	Ryan Johansen	4	18:24	1	4	5	1	2	0	0	0	7	14.3	50-84	59.5	7	1
LW	9	Filip Forsberg	4	19:33	3	2	5	1	2	2	0	0	23	13.0	0-0	0.0	10	0
D	59	Roman Josi	4	26:55	0	4	4	-2	4	0	0	0	21	0.0	0-0	0.0	2	7
D	4	Ryan Ellis	4	26:38	1	2	3	0	2	0	0	0	13	7.7	0-0	0.0	5	11
RW	33	Viktor Arvidsson	4	16:26	3	0	3	0	2	1	0	0	16	18.8	1-1	100.0	3	1
C	95	Matt Duchene	4	17:12	1	1	2	-4	2	1	0	0	11	9.1	18-28	64.3	4	4
RW	23	Rocco Grimaldi	4	12:32	0	1	1	-1	2	0	0	0	6	0.0	0-0	0.0	3	1
RW	19	Calle Jarnkrok	4	13:09	1	0	1	0	0	0	0	1	6	16.7	1-2	50.0	1	1
LW	64	Mikael Granlund	4	18:42	0	1	1	-3	2	0	0	0	7	0.0	3-6	50.0	8	6
C	13	Nick Bonino	4	16:22	1	0	1	-2	2	0	0	0	7	14.3	32-55	58.2	2	9
C	10	Colton Sissons	4	12:54	0	1	1	0	0	0	0	0	1	0.0	29-52	55.8	7	5
D	7	Yannick Weber	4	8:38	0	0	0	-2	0	0	0	0	3	0.0	0-0	0.0	2	3
RW	15	Craig Smith	4	12:48	0	0	0	-4	2	0	0	0	13	0.0	0-1	0.0	3	1
LW	51	Austin Watson	4	10:35	0	0	0	0	2	0	0	0	6	0.0	0-0	0.0	14	6
D	57	Dante Fabbro*	4	20:34	0	0	0	-1	2	0	0	0	2	0.0	0-0	0.0	5	12
D	24	Jarred Tinordi	4	10:38	0	0	0	-2	2	0	0	0	3	0.0	0-0	0.0	11	3
C	8	Kyle Turris	4	15:01	0	0	0	-4	0	0	0	0	6	0.0	7-18	38.9	1	0

#	GOALTENDER	GP	GS	MINS	W	L	SO	SA	SV%	GAA	G	A	PIM
74	Juuse Saros	4	4	242:09	1	3	0	124	.895	3.22	0	0	0

* = rookie





2020 SCORING BREAKDOWN/MAN-GAMES LOST

SCORING BREAKDOWN

No.	PLAYER	HOME			ROAD			EVEN STRENGTH			POWER PLAY			SHORTHANDED			TOTAL		
		G	A	PTS	G	A	PTS	G	A	PTS	G	A	PTS	G	A	PTS	G	A	PTS
4	Ryan Ellis	1	0	1	0	2	2	1	2	3	0	0	0	0	0	0	1	2	3
9	Filip Forsberg	2	0	2	1	2	3	1	2	3	2	0	2	0	0	0	3	2	5
10	Colton Sissons	0	1	1	0	0	0	0	1	1	0	0	0	0	0	0	0	1	1
13	Nick Bonino	1	0	1	0	0	0	1	0	1	0	0	0	0	0	0	1	0	1
14	Mattias Ekholm	0	1	1	0	0	0	0	1	1	0	0	0	0	0	0	0	1	1
19	Calle Jarnkrok	1	0	1	0	0	0	1	0	1	0	0	0	0	0	0	1	0	1
23	Rocco Grimaldi	0	1	1	0	0	0	0	1	1	0	0	0	0	0	0	0	1	1
33	Viktor Arvidsson	1	0	1	2	0	2	2	0	2	1	0	1	0	0	0	3	0	3
59	Roman Josi	0	3	3	0	1	1	0	2	2	0	2	2	0	0	0	0	4	4
64	Mikael Granlund	0	0	0	0	1	1	0	1	1	0	0	0	0	0	0	0	1	1
92	Ryan Johansen	1	2	3	0	2	2	1	2	3	0	2	2	0	0	0	1	4	5
95	Matt Duchene	0	1	1	1	0	1	0	0	0	1	1	2	0	0	0	1	1	2

Note: All Predators games during the 2020 Stanley Cup Qualifiers were played at Rogers Place in Edmonton, Alta.; HOME vs. ROAD totals reflect which side Nashville was designated as.

RECORD WHEN SCORING

#	PLAYER	1st	2nd	3rd	OT	TOTAL	RECORD WHEN SCORING
4	Ryan Ellis	0	0	1	0	1	0-1
9	Filip Forsberg	1	0	2	0	3	0-2
13	Nick Bonino	1	0	0	0	1	1-0
19	Calle Jarnkrok	1	0	0	0	1	1-0
33	Viktor Arvidsson	0	2	1	0	3	1-2
92	Ryan Johansen	1	0	0	0	1	1-0
95	Matt Duchene	0	1	0	0	1	0-1
Totals		4	3	4	0	11	1-3

MAN-GAMES LOST

PLAYER	REASON	DATES MISSED	GAMES MISSED
NONE			
TOTAL MAN-GAMES LOST TO INJURY/ILLNESS			0
TOTAL MAN-GAMES LOST TO SUSPENSION			0
TOTAL MAN-GAMES LOST			0



2020 GAME NOTES/SITUATIONALS

SITUATIONAL STATS

Overall Record	1-3
Home Record	1-1
Road Record	0-2
Overtime Record	0-1

One-Goal Game Record	0-2
Two-Goal Game Record	1-0
Three-Goal Game Record	0-1
Scoring First	1-0
Opponent Scoring First	0-3

Leading After 1 Period	1-0
Trailing After 1 Period	0-3
Tied After 1 Period	0-0
Leading After 2 Periods	1-0
Trailing After 2 Periods	0-1
Tied After 2 Periods	0-2

Outshooting Opponent	1-3
Outshot by Opponent	0-0
Shots Even	0-0

1st Half of Back-to-Back	1-0
2nd Half of Back-to-Back	0-1
Evening Games	0-0
Afternoon Games	1-3
Weekday Games	1-2
Weekend Games	0-1

Sunday	0-1
Monday	0-0
Tuesday	1-0
Wednesday	0-1
Thursday	0-0
Friday	0-1
Saturday	0-0

GOALS BY PERIOD	1st	2nd	3rd	OT	TOTAL	AVG.
PREDATORS	3	4	4	0	11	2.8
Arizona Coyotes	5	2	6	1	14	3.5

SHOTS BY PERIOD	1st	2nd	3rd	OT	TOTAL	AVG.
PREDATORS	49	44	66	4	163	40.8
Arizona Coyotes	45	37	40	3	125	31.3

POWER PLAY	GOALS	ATTEMPTS	%
Overall	4	14	28.6% (1-2nd NHL)
Home	3	9	33.3% (2nd NHL)
Road	1	5	20.0% (1-12th NHL)

1 SHORTHANDED GOAL ALLOWED (1-10th NHL)

PENALTY KILL	GOALS ALLOWED	ATTEMPTS	%
Overall	2	12	83.3% (9th NHL)
Home	1	9	88.9% (1-6th NHL)
Road	1	3	66.7% (22nd NHL)

0 SHORTHANDED GOALS SCORED (1-14th NHL)

PENALTIES	PENALTY MINUTES	PIM/GAME
PREDATORS	30	7.5 (21st NHL)

SITUATIONAL GOALS FOR & AGAINST

	GOALS FOR	GOALS AGAINST
Five-on-Five	6	10
Five-on-Four	3	1
Five-on-Three	0	0
Four-on-Four	0	0
Four-on-Three	1	0
Three-on-Three	1	0
Three-on-Four	0	0
Three-on-Five	0	0
Four-on-Five	0	2
Empty-Net Goals	0	1
TOTALS	11	14

WHEN THE PREDATORS SCORE...

	W	L
0 Goals	0	0
1 Goal	0	1
2 Goals	0	0
3 Goals	0	2
4 Goals	1	0
5 Goals	0	0
6 Goals	0	0
7 Goals	0	0
TOTALS	1	3

WHEN THE OPPOSITION SCORES...

	W	L
0 Goals	0	0
1 Goal	0	0
2 Goals	0	1
3 Goals	0	0
4 Goals	3	0
5 Goals	0	0
6 Goals	0	0
7 Goals	0	0
TOTALS	1	3



2020 GOALS BREAKDOWN/BY PERIOD

PREDATORS' HAT TRICKS - 0

DATE	PLAYER	OPPONENT	GOALTENDER
NONE			

PREDATORS' PENALTY SHOTS - 0

DATE	PLAYER	OPPONENT	RESULT
NONE			

PREDATORS' EMPTY-NET GOALS - 0 (opponent pulls goalie in final 5 minutes: 1 time)

DATE	PLAYER	OPPONENT
NONE		

PREDATORS' EXTRA-ATTACKER GOALS in the final 5 minutes - 1

DATE	PLAYER	OPPONENT
8/7	Filip Forsberg	at Arizona Coyotes

PREDATORS' SHORTHANDED GOALS - 0

DATE	PLAYER	OPPONENT
NONE		

OPPONENTS' HAT TRICKS - 0

DATE	PLAYER	OPPONENT	GOALTENDER
NONE			

OPPONENTS' PENALTY SHOTS - 0

DATE	PLAYER	OPPONENT	RESULT
NONE			

OPPONENTS' EMPTY-NET GOALS - 1 (Predators pull goalie in final 5 minutes: 3 times)


DATE	PLAYER	OPPONENT
8/7	Carl Soderberg	at Arizona Coyotes

OPPONENTS' EXTRA-ATTACKER GOALS in the final 5 minutes - 0

DATE	PLAYER	OPPONENT
NONE		

OPPONENTS' SHORTHANDED GOALS - 1

DATE	PLAYER	OPPONENT
8/2	Michael Grabner	Arizona Coyotes



#	DATE	OPP.	PREDATORS GOALS					PREDATORS SHOTS					OPPONENT GOALS					OPPONENT SHOTS				
			1	2	3	OT	T	1	2	3	OT	T	1	2	3	OT	T	1	2	3	OT	T
1	Aug. 2	ARI	1	0	2	-	3	10	13	20	-	43	3	1	0	-	4	14	12	11	-	37
2	Aug. 4	ARI	2	1	1	-	4	5	10	13	-	28	0	0	2	-	2	14	4	8	-	26
3	Aug. 5	@ARI	0	1	0	-	1	19	5	16	-	40	1	0	3	-	4	9	9	10	-	28
4	Aug. 7	@ARI	0	2	1	0	3	15	16	17	4	52	1	1	1	1	4	8	12	11	3	34
Final Totals:			3	4	4	0	11	49	44	66	4	163	5	2	6	1	14	45	37	40	3	125
Final Averages:			.75	1	1	--	2.75	12.3	11.0	16.5	--	40.8	1.3	.5	1.5	--	3.5	11.3	9.3	10	--	31.3



ALL-TIME PLAYOFF RESULTS

2004 WESTERN CONFERENCE QUARTERFINALS

DATE	GAME	W/L	SCORE	LOCATION	GOALIES*	GWG
4/7/04	1	L	3-1	at Detroit	VOKOUN/Legace	Holmstrom
4/10/04	2	L	2-1	at Detroit	VOKOUN/Legace	Schneider
4/11/04	3	W	3-1	at NASHVILLE	VOKOUN/Legace	HALL
4/13/04	4	W	3-0	at NASHVILLE	VOKOUN/Legace	SULLIVAN
4/15/04	5	L	4-1	at Detroit	VOKOUN/Joseph	Hull
4/17/04	6	L	2-0	at NASHVILLE	VOKOUN/Joseph	Whitney

Detroit wins series, 4-2

Leading Scorers Nashville - Hall (2g-1a), Hartnell (1g-2a), Johnson (1g-2a), York (3a)
Detroit - Lang (2g-4a)

2006 WESTERN CONFERENCE QUARTERFINALS

DATE	GAME	W/L	SCORE	LOCATION	GOALIES*	GWG
4/2/06	1	W	4-3	at NASHVILLE	MASON/Toskala	HALL
4/23/06	2	L	3-0	at NASHVILLE	MASON/Toskala	Cheechoo
4/25/06	3	L	4-1	at San Jose	MASON/Toskala	Bernier
4/27/06	4	L	5-4	at San Jose	MASON/Toskala	Marleau
4/30/06	5	L	2-1	at NASHVILLE	MASON/Toskala	Marleau

San Jose wins series, 4-1

Leading Scorers Nashville - Kariya (2g-5a)
San Jose - Marleau (7g-1a)

2007 WESTERN CONFERENCE QUARTERFINALS

DATE	GAME	W/L	SCORE	LOCATION	GOALIES*	GWG
4/11/07	1	L (2 OT)	5-4	at NASHVILLE	VOKOUN/Nabokov	Rissmiller
4/13/07	2	W	5-2	at NASHVILLE	VOKOUN/Nabokov	DUMONT
4/17/07	3	L	3-1	at San Jose	VOKOUN/Nabokov	Clowe
4/18/07	4	L	3-2	at San Jose	VOKOUN/Nabokov	Michalek
4/20/07	5	L	3-2	at NASHVILLE	VOKOUN/Nabokov	Marleau

San Jose wins series, 4-1

Leading Scorers Nashville - Dumont (4g-2a)
San Jose - Marleau (3g-3a), Thornton (6a)

2008 WESTERN CONFERENCE QUARTERFINALS

DATE	GAME	W/L	SCORE	LOCATION	GOALIES*	GWG
4/10/08	1	L	3-1	at Detroit	ELLIS/Hasek	Zetterberg
4/12/08	2	L	4-2	at Detroit	ELLIS/Hasek	Draper
4/14/08	3	W	5-3	at NASHVILLE	ELLIS/Hasek	ARNOTT
4/16/08	4	W	3-2	at NASHVILLE	ELLIS/Hasek	de VRIES
4/18/08	5	L (OT)	2-1	at Detroit	ELLIS/Osgood	Franzen
4/20/08	6	L	3-0	at NASHVILLE	ELLIS/Osgood	Lidstrom

Detroit wins series, 4-2

Leading Scorers Nashville - Radulov (2g-2a), Erat (1g-3a), Weber (1g-3a)
Detroit - Datsyuk (3g-2a), Hudler (2g-3a), Kronwall (5a)

2010 WESTERN CONFERENCE QUARTERFINALS

DATE	GAME	W/L	SCORE	LOCATION	GOALIES*	GWG
4/16/10	1	W	4-1	at Chicago	RINNE/Niemi	DUMONT
4/18/10	2	L	2-0	at Chicago	RINNE/Niemi	Bolland
4/20/10	3	W	4-1	at NASHVILLE	RINNE/Niemi	LEGWAND
4/22/10	4	L	3-0	at NASHVILLE	RINNE/Niemi	Sharp
4/24/10	5	L (OT)	5-4	at Chicago	RINNE/Niemi	Hossa
4/26/10	6	L	5-3	at NASHVILLE	RINNE/Niemi	Toews

Chicago wins series, 4-2

Leading Scorers Nashville - Legwand (2g-5a)
Chicago - Toews (2g-6a)

2011 WESTERN CONFERENCE QUARTERFINALS

DATE	GAME	W/L	SCORE	LOCATION	GOALIES*	GWG
4/13/11	1	W	4-1	at Anaheim	RINNE/Ellis	SULLIVAN
4/15/11	2	L	5-3	at Anaheim	RINNE/Emery	Getzlaf
4/17/11	3	W	4-3	at NASHVILLE	RINNE/Emery	FISHER
4/20/11	4	L	6-3	at NASHVILLE	RINNE/Emery	Perry
4/22/11	5	W (OT)	4-3	at Anaheim	RINNE/Emery	SMITHSON
4/24/11	6	W	4-2	at NASHVILLE	RINNE/Emery	SPALING

Nashville wins series, 4-2

Leading Scorers Nashville - Fisher (2g-3a)
Anaheim - Perry (2g-6a)

2011 WESTERN CONFERENCE SEMIFINALS

DATE	GAME	W/L	SCORE	LOCATION	GOALIES*	GWG
4/28/11	1	L	1-0	at Vancouver	RINNE/Luongo	Higgins
4/30/11	2	W (2 OT)	2-1	at Vancouver	RINNE/Luongo	HALLSCHUK
5/3/11	3	L (OT)	3-2	at NASHVILLE	RINNE/Luongo	Kesler
5/5/11	4	L	4-2	at NASHVILLE	RINNE/Luongo	Kesler
5/7/11	5	W	4-3	at Vancouver	RINNE/Luongo	WARD
5/9/11	6	L	2-1	at NASHVILLE	RINNE/Luongo	D. Sedin

Vancouver wins series, 4-2

Leading Scorers Nashville - Ward (4g-4a)
Vancouver - Kesler (5g-6a)

2012 WESTERN CONFERENCE QUARTERFINALS

DATE	GAME	W/L	SCORE	LOCATION	GOALIES*	GWG
4/11/12	1	W	3-2	at NASHVILLE	RINNE/Howard	BOUROUE
4/13/12	2	L	2-2	at NASHVILLE	RINNE/Howard	Franzen
4/15/12	3	W	3-2	at Detroit	RINNE/Howard	S. KOSTITSYN
4/17/12	4	W	3-1	at Detroit	RINNE/Howard	KLEIN
4/20/12	5	W	2-1	at NASHVILLE	RINNE/Howard	LEGWAND

Nashville wins series, 4-1

Leading Scorers Nashville - Radulov (1g-4a)
Detroit - Zetterberg (2g-1a), Datsyuk (1g-2a)

2012 WESTERN CONFERENCE SEMIFINALS

DATE	GAME	W/L	SCORE	LOCATION	GOALIES*	GWG
4/27/12	1	L (OT)	4-3	at Phoenix	RINNE/Smith	Whitney
4/29/12	2	L	5-3	at Phoenix	RINNE/Smith	Pyatt
5/2/12	3	W	2-0	at NASHVILLE	RINNE/Smith	LEGWAND
5/4/12	4	L	1-0	at NASHVILLE	RINNE/Smith	Doan
5/7/12	5	L	2-1	at Phoenix	RINNE/Smith	Hanzal

Phoenix wins series, 4-1

Leading Scorers Nashville - Suter (1g-3a)
Phoenix - Doan (2g-2a), Vermette (2g-2a), Hanzal (1g-3a)

2015 WESTERN CONFERENCE QUARTERFINALS

DATE	GAME	W/L	SCORE	LOCATION	GOALIES*	GWG
4/15/15	1	L (2 OT)	4-3	at NASHVILLE	RINNE/Darling	Keith
4/17/15	2	W	6-2	at NASHVILLE	RINNE/Darling	SMITH
4/19/15	3	L	4-2	at Chicago	RINNE/Darling	Saad
4/21/15	4	L (3 OT)	3-2	at Chicago	RINNE/Darling	Seabrook
4/23/15	5	W	5-2	at NASHVILLE	RINNE/Darling	WILSON
4/25/15	6	L	4-3	at Chicago	RINNE/Crawford	Keith

Chicago wins series, 4-2

Leading Scorers Nashville - Forsberg (4g-2a)
Chicago - Toews (2g-5a)

* Goaltender of record



ALL-TIME PLAYOFF RESULTS

2016 WESTERN CONFERENCE FIRST ROUND

DATE	GAME	W/L	SCORE	LOCATION	GOALIES*	GWG
4/15/16	1	W	3-2	at Anaheim	RINNE/Gibson	FORSBERG
4/17/16	2	W	3-2	at Anaheim	RINNE/Gibson	WEBER
4/19/16	3	L	3-0	at NASHVILLE	RINNE/Andersen	McGinn
4/21/16	4	L	4-1	at NASHVILLE	RINNE/Andersen	Thompson
4/23/16	5	L	5-2	at Anaheim	RINNE/Andersen	Vatane
4/25/16	6	W	3-1	at NASHVILLE	RINNE/Andersen	NEAL
4/27/16	7	W	2-1	at Anaheim	RINNE/Andersen	GAUSTAD

Nashville wins series, 4-3

Leading Scorers
Nashville - Weber (2g-3a), Wilson (2g-3a)
Anaheim - Getzlaf (2g-3a), Silfverberg (5a)

2016 WESTERN CONFERENCE SECOND ROUND

DATE	GAME	W/L	SCORE	LOCATION	GOALIES*	GWG
4/29/16	1	L	5-2	at San Jose	RINNE/Jones	Couture
5/1/16	2	L	3-2	at San Jose	RINNE/Jones	Thornton
5/3/16	3	W	4-1	at NASHVILLE	RINNE/Jones	WEBER
5/5/16	4	W (3 OT)	4-3	at NASHVILLE	RINNE/Jones	FISHER
5/7/16	5	L	5-1	at San Jose	RINNE/Jones	Paveltski
5/9/16	6	W (OT)	4-3	at NASHVILLE	RINNE/Jones	ARVIDSSON
5/12/16	7	L	5-0	at San Jose	RINNE/Jones	Paveltski

San Jose wins series, 4-3

Leading Scorers
Nashville - Wilson (3g-5a)
San Jose - Couture (6g-5a)

2017 WESTERN CONFERENCE FIRST ROUND

DATE	GAME	W/L	SCORE	LOCATION	GOALIES*	GWG
4/13/17	1	W	1-0	at Chicago	RINNE/Crawford	ARVIDSSON
4/15/17	2	W	5-0	at Chicago	RINNE/Crawford	ELLIS
4/17/17	3	W (OT)	3-2	at NASHVILLE	RINNE/Crawford	FIALA
4/20/17	4	W	4-1	at NASHVILLE	RINNE/Crawford	FISHER

Nashville wins series, 4-0

Leading Scorers
Nashville - Johansen (1g-5a)
Chicago - Kane (1g-1a), Toews (1g-1a)

2017 WESTERN CONFERENCE SECOND ROUND

DATE	GAME	W/L	SCORE	LOCATION	GOALIES*	GWG
4/26/17	1	W	4-3	at St. Louis	RINNE/Allen	FIDDLER
4/28/17	2	L	3-2	at St. Louis	RINNE/Allen	Tarasenko
4/30/17	3	W	3-1	at NASHVILLE	RINNE/Allen	McLEOD
5/2/17	4	W	2-1	at NASHVILLE	RINNE/Allen	NEAL
5/5/17	5	L	2-1	at St. Louis	RINNE/Allen	Schwartz
5/7/17	6	W	3-1	at NASHVILLE	RINNE/Allen	JOHANSEN

Nashville wins series, 4-2

Leading Scorers
Nashville - Ellis (3g-2a), Josi (2g-3a), Subban (1g-4a)
St. Louis - Schwartz (2g-2a), Edmondson (1g-3a)

2017 WESTERN CONFERENCE FINAL

DATE	GAME	W/L	SCORE	LOCATION	GOALIES*	GWG
5/2/17	1	W (OT)	3-2	at Anaheim	RINNE/Gibson	NEAL
5/4/17	2	L	5-3	at Anaheim	RINNE/Gibson	Ritchie
5/16/17	3	W	2-1	at NASHVILLE	RINNE/Gibson	JOSI
5/18/17	4	L (OT)	3-2	at NASHVILLE	RINNE/Gibson	Perry
5/20/17	5	W	3-1	at Anaheim	RINNE/Bernier	ABERG
5/22/17	6	W	6-3	at NASHVILLE	RINNE/Bernier	SISSONS

Nashville wins series, 4-2

Leading Scorers
Nashville - Forsberg (5g-2a)
Anaheim - Vatanene (1g-4a)

2017 STANLEY CUP FINAL

DATE	GAME	W/L	SCORE	LOCATION	GOALIES*	GWG
5/29/17	1	L	5-3	at Pittsburgh	RINNE/Murray	Guentzel
5/31/17	2	L	4-1	at Pittsburgh	RINNE/Murray	Guentzel
6/3/17	3	W	5-1	at NASHVILLE	RINNE/Murray	GAUDREAU
6/5/17	4	W	4-1	at NASHVILLE	RINNE/Murray	GAUDREAU
6/8/17	5	L	6-0	at Pittsburgh	RINNE/Murray	Schultz
6/11/17	6	L	2-0	at NASHVILLE	RINNE/Murray	Hornqvist

Pittsburgh wins series, 4-2

Leading Scorers
Nashville - Jarrikrok (1g-3a), Josi (1g-3a), Fisher (4a)
Pittsburgh - Crosby (1g-6a)

2018 WESTERN CONFERENCE FIRST ROUND

DATE	GAME	W/L	SCORE	LOCATION	GOALIES*	GWG
4/12/18	1	W	5-2	at NASHVILLE	RINNE/Bernier	FORSBERG
4/14/18	2	W	5-4	at NASHVILLE	RINNE/Bernier	HARTMAN
4/16/18	3	L	5-3	at Colorado	RINNE/Bernier	MacKinnon
4/18/18	4	W	3-2	at Colorado	RINNE/Bernier	SMITH
4/20/18	5	L	2-1	at NASHVILLE	RINNE/Hammond	Andriighetto
4/22/18	6	W	5-0	at Colorado	RINNE/Hammond	EKHOLM

Nashville wins series, 4-2

Leading Scorers
Nashville - Watson (4g-3a), Sissons (3g-4a)
Colorado - MacKinnon (4g-3a)

2018 WESTERN CONFERENCE SECOND ROUND

DATE	GAME	W/L	SCORE	LOCATION	GOALIES*	GWG
4/27/18	1	L	4-1	at NASHVILLE	RINNE/Hellebryck	Stastny
4/29/18	2	W (OT)	5-4	at NASHVILLE	RINNE/Hellebryck	FIALA
5/1/18	3	L	7-4	at Winnipeg	RINNE/Hellebryck	Wheeler
5/3/18	4	W	2-1	at Winnipeg	RINNE/Hellebryck	SUBBAN
5/5/18	5	L	6-2	at NASHVILLE	RINNE/Hellebryck	Byfuglien
5/7/18	6	W	4-0	at Winnipeg	RINNE/Hellebryck	ARVIDSSON
5/10/18	7	L	5-1	at NASHVILLE	RINNE/Hellebryck	Stastny

Winnipeg wins series, 4-3

Leading Scorers
Nashville - Forsberg (3g-7a)
Winnipeg - Scheifele (1g-4a), Wheeler (2g-9a)

2019 WESTERN CONFERENCE FIRST ROUND

DATE	GAME	W/L	SCORE	LOCATION	GOALIES*	GWG
4/10/19	1	L	3-2	at NASHVILLE	RINNE/Bishop	Zuccarello
4/13/19	2	W	2-1	at NASHVILLE	RINNE/Bishop	SMITH
4/15/19	3	W	3-2	at Dallas	RINNE/Bishop	GRANLIND
4/17/19	4	L	5-1	at Dallas	RINNE/Bishop	Radulov
4/20/19	5	L	5-3	at NASHVILLE	RINNE/Bishop	Seguin
4/22/19	6	L (OT)	2-1	at Dallas	RINNE/Bishop	Klingberg

Dallas wins series, 4-2

Leading Scorers
Nashville - Josi (2g-2a)
Dallas - Radulov (4g-2a), Seguin (2g-4a), Klingberg (1g-5a), Benn (1g-5a)

2020 STANLEY CUP QUALIFYING ROUND

DATE	GAME	W/L	SCORE	LOCATION	GOALIES*	GWG
8/2/20	1	L	4-3	at NASHVILLE	SAROS/Kuemper	Grabner
8/4/20	2	W	4-2	at NASHVILLE	SAROS/Kuemper	JARINKROK
8/5/20	3	L	4-1	at Arizona	SAROS/Kuemper	Garland
8/7/20	4	L (OT)	4-3	at Arizona	SAROS/Kuemper	RICHARDSON

Arizona wins series, 3-1

Leading Scorers
Nashville - Forsberg (3g-2a), Johansen (1g-4a)
Arizona - Keller (2g-2a), Kessel (1g-3a), Ekman-Larsson (1g-3a), Hall (1g-3a)

NOTE: This was a best-of-five series with all games played at Rogers Arena in Edmonton, Alta.

* Goaltender of record



ALL-TIME PLAYOFF STATISTICS

#	PLAYER	GP	G	A	PTS	PIM	PP	SH	GWG	S	S%	+/-	TF	FW	F0%	TOI/G	H	BS
9	Filip Forsberg	65	26	23	49	30	6	0	2	230	11.3%	5	6	2	33.3%	19:33	118	39
92	Ryan Johansen	51	14	28	42	34	1	1	1	85	16.5%	14	972	540	55.6%	19:34	90	32
59	Roman Josi	75	10	26	36	44	2	0	1	233	4.3%	-20	0	0	0.0%	25:42	92	177
4/49	Ryan Ellis	68	6	27	33	28	2	0	1	138	4.3%	4	0	0	0.0%	23:39	104	148
14	Mattias Ekholm	65	6	24	30	68	1	0	1	110	5.5%	12	0	0	0.0%	24:30	70	88
11	David Legwand	47	13	15	28	46	2	3	3	115	11.3%	7	747	352	47.1%	19:28	33	18
6	Shea Weber	59	13	15	28	57	5	0	2	137	9.5%	-9	0	0	0.0%	25:05	161	102
33/38	Viktor Arvidsson	59	12	15	27	37	1	0	3	152	7.9%	-3	19	7	36.8%	17:18	44	42
33	Colin Wilson	47	13	11	24	2	6	0	1	83	15.7%	5	30	10	33.3%	15:46	42	26
12	Mike Fisher	71	10	14	24	25	1	0	2	130	7.7%	-11	1242	630	50.7%	18:01	185	71
76	P.K. Subban	41	7	17	24	39	4	0	1	95	7.4%	0	0	0	0.0%	25:52	77	69
10	Martin Erat	46	8	15	23	36	3	0	0	72	11.1%	-7	47	16	34.0%	18:22	63	19
18	James Neal	42	14	8	22	30	3	0	3	139	10.1%	-7	7	2	28.6%	18:52	105	13
10	Colton Sissons	55	9	11	20	38	1	0	2	60	15.0%	-1	567	290	51.1%	14:28	133	35
51	Austin Watson	45	10	9	19	48	0	0	0	73	13.7%	4	3	1	33.3%	13:26	192	53
29	Joel Ward	18	9	8	17	6	2	1	1	40	22.5%	5	50	19	38.0%	20:15	31	10
15	Craig Smith	52	7	9	16	12	1	0	3	149	4.7%	-3	45	16	35.6%	14:56	71	14
47	Alexander Radulov	18	6	8	14	29	1	0	0	40	15.0%	3	5	2	40.0%	16:19	11	9
19	Calle Jarnkrok	58	3	11	14	8	0	0	1	58	5.2%	-11	513	249	48.5%	15:28	45	21
20	Ryan Suter	39	4	9	13	22	1	0	2	84	4.8%	-4	0	0	0.0%	26:14	52	56
71	J-P Dumont	20	6	6	12	6	1	1	2	25	24.0%	1	0	0	0.0%	15:47	11	4
26	Steve Sullivan	26	3	7	10	10	0	0	2	39	7.7%	-2	37	13	35.1%	15:03	11	3
55/4/22	Jordin Tootoo	39	3	7	10	63	0	0	0	60	5.0%	2	1	0	0.0%	9:50	78	3
8	Kevin Klein	28	3	6	9	12	0	0	1	28	10.7%	2	6	2	33.3%	19:26	43	35
9	Paul Kariya	10	2	7	9	2	2	0	0	22	9.1%	-4	0	0	0.0%	20:11	6	5
13	Nick Spaling	28	2	7	9	0	0	0	1	21	9.5%	7	218	110	50.5%	14:01	30	14
32/44	Cody Franson	21	1	8	9	2	0	0	0	33	3.0%	2	0	0	0.0%	13:57	26	16
5/2	Dan Hamhuis	34	1	8	9	18	1	0	0	37	2.7%	-10	0	0	0.0%	20:03	42	23
13	Nick Bonino	23	3	5	8	13	0	0	0	40	7.5%	-6	286	159	55.6%	16:22	12	24
27	Patric Hornqvist	24	3	5	8	12	2	0	0	80	3.8%	-3	8	2	25.0%	15:09	24	12
63	Mike Ribeiro	18	1	6	7	20	0	0	0	18	5.6%	-1	169	71	42.0%	18:02	34	9
74	Sergei Kostitsyn	22	1	6	7	6	0	0	1	17	5.9%	-3	3	0	0.0%	17:09	15	4
19	Jason Arnett	15	5	1	6	6	2	0	1	43	11.6%	-4	266	115	43.2%	18:29	21	4
22/56	Kevin Fiala	18	5	1	6	8	2	0	2	44	11.4%	-4	0	0	0.0%	14:13	13	7
17	Scott Hartnell	20	3	3	6	34	0	0	0	29	10.3%	-1	15	3	20.0%	11:26	36	4
44	Kimmo Timonen	16	1	5	6	18	0	1	0	33	3.0%	-4	0	0	0.0%	24:29	10	16
3	Marek Zidlicky	14	0	6	6	14	0	0	0	26	0.0%	-3	0	0	0.0%	17:25	10	17
35	Pekka Rinne	89	0	6	6	4	0	0	0	0	0.0%	--	--	--	--	--	--	--
57	Gabriel Bourque	15	3	2	5	6	0	0	1	17	17.6%	-3	5	1	20.0%	13:48	41	11
46	Pontus Aberg	18	2	3	5	2	0	0	1	23	8.7%	-1	0	0	0.0%	12:14	4	10
38/83	Vernon Fiddler	22	2	3	5	29	1	0	0	21	9.5%	-8	138	75	54.3%	8:11	22	7
8	Kyle Turris	23	1	4	5	8	0	0	0	39	2.6%	-5	226	104	46.0%	15:24	14	5
46	Andrei Kostitsyn	8	3	1	4	2	0	0	0	12	25.0%	3	3	1	33.3%	15:30	17	2
23	Rocco Grimaldi	9	3	1	4	2	0	0	0	21	14.3%	0	2	2	100%	12:47	9	1



ALL-TIME PLAYOFF STATISTICS

#	PLAYER	GP	G	A	PTS	PIM	PP	SH	GWG	S	S%	+/-	TF	FW	F0%	TOI/G	H	BS
18	Adam Hall	11	3	1	4	2	1	0	2	20	15.0%	0	88	34	38.6%	15:36	6	3
21	Peter Forsberg	5	2	2	4	12	0	0	0	7	28.6%	2	64	33	51.6%	20:57	16	2
22	Greg Johnson	11	1	3	4	2	0	0	0	10	10.0%	4	167	88	52.7%	16:23	1	0
3	Seth Jones	6	0	4	4	6	0	0	0	8	0.0%	-6	0	0	0.0%	28:02	15	8
5	Greg Zanon	11	0	4	4	6	0	0	2	8	0.0%	0	0	0	0.0%	19:38	21	18
32	Frederick Gaudreau	8	3	0	3	0	0	0	2	7	42.9%	2	29	61	47.5%	11:29	7	2
81	Mike Sillinger	5	2	1	3	12	1	0	0	7	28.6%	-1	96	67	69.8%	17:09	3	3
38	Ryan Hartman	9	2	1	3	10	0	0	0	12	16.7%	0	7	3	42.9%	11:57	12	4
24	Matt Halischuk	17	2	1	3	4	0	0	1	7	28.6%	0	7	1	14.3%	10:21	5	4
28	Paul Gaustad	30	2	1	3	27	0	0	1	25	8.0%	-2	417	245	58.8%	12:30	69	29
25	Jerred Smithson	31	2	1	3	37	0	0	1	26	7.7%	-1	255	138	54.1%	13:06	51	18
25	Viktor Stalberg	6	1	2	3	0	0	0	0	18	5.6%	1	0	0	0.0%	14:08	31	5
64	Mikael Granlund	10	1	2	3	4	0	0	1	19	5.3%	-2	27	16	59.3%	16:35	10	10
26	Harry Zolnierczyk	11	1	2	3	0	0	0	0	6	16.7%	3	0	0	0.0%	8:49	19	1
20	Mikka Salomaki	30	1	2	3	10	0	0	0	31	3.2%	1	3	1	33.3%	11:11	68	17
27	Jason York	6	0	3	3	4	0	0	0	9	0.0%	2	0	0	0.0%	21:27	0	0
51	Francis Bouillon	16	0	3	3	8	0	0	0	11	0.0%	6	0	0	0.0%	16:42	38	19
33	Vladimir Orszagh	6	2	0	2	4	0	0	0	5	40.0%	-2	1	1	100.0%	16:08	0	0
95	Matt Duchene	4	1	1	2	2	1	0	0	11	9.1%	-4	28	18	64.3%	17:12	4	4
7	Matt Cullen	6	1	1	2	4	0	0	0	11	9.1%	-1	92	50	54.3%	17:19	6	12
18	Brandon Yip	10	1	1	2	6	0	0	0	11	9.1%	-1	2	0	0.0%	8:57	11	4
7	Yannick Weber	30	1	1	2	7	0	0	0	18	5.6%	0	0	0	0.0%	10:40	26	14
37	Denis Grebeshkov	2	0	2	2	0	0	0	0	0	0.0%	2	0	0	0.0%	11:22	2	0
11	Brian Boyle	3	0	2	2	2	0	0	0	7	0.0%	4	8	4	50.0%	12:40	7	1
17	Jan Hlavac	6	0	2	2	2	0	0	0	10	0.0%	-4	4	2	50.0%	18:12	6	1
37	Rich Peverley	6	0	2	2	0	0	0	0	4	0.0%	0	37	16	43.2%	8:51	2	3
7	Jonathon Blum	12	0	2	2	0	0	0	0	11	0.0%	2	0	0	0.0%	18:51	14	24
5	Blake Geoffrion	12	0	2	2	4	0	0	0	12	0.0%	1	50	27	54.0%	7:37	13	3
52	Matt Irwin	34	0	2	2	6	0	0	0	16	0.0%	0	0	0	0.0%	11:47	65	45
18	Mike Santorelli	4	1	0	1	0	0	0	0	7	14.3%	2	1	1	100.0%	13:20	4	1
7	Greg de Vries	6	1	0	1	2	0	0	0	3	33.3%	-2	0	0	0.0%	19:40	7	9
9	Sergei Zholtok	6	1	0	1	0	1	0	0	6	16.7%	-3	60	21	35.0%	10:33	0	0
14	Radek Bonk	6	1	0	1	2	0	0	0	12	8.3%	-3	85	47	55.3%	17:56	9	5
55	Cody McLeod	15	1	0	1	27	0	0	1	11	9.1%	-1	0	2	0.0%	6:50	52	1
5	Brad Bombardir	6	0	1	1	2	0	0	0	3	0.0%	1	0	0	0.0%	19:38	0	0
9	Marcel Goc	6	0	1	1	2	0	0	0	13	0.0%	-2	73	36	49.3%	16:07	11	7
57	Dante Fabbro	10	0	1	1	2	0	0	0	5	0.0%	1	0	0	0.0%	15:28	10	15
24	Scott Walker	11	0	1	1	12	0	0	0	19	0.0%	-3	11	2	18.2%	18:16	5	2
15	Josh Langfeld	1	0	0	0	0	0	0	0	0	0.0%	0	0	0	0.0%	6:30	1	0
19	Jim McKenzie	1	0	0	0	0	0	0	0	0	0.0%	0	0	0	0.0%	3:32	0	0
20	Anton Volchenkov	1	0	0	0	2	0	0	0	0	0.0%	0	0	0	0.0%	13:51	0	1
24	Eric Nystrom	1	0	0	0	2	0	0	0	0	0.0%	0	0	0	0.0%	9:22	1	0
94	Yannick Perreault	1	0	0	0	2	0	0	0	2	0.0%	0	10	6	60.0%	10:09	0	0
39	Anders Lindback	1	0	0	0	0	0	0	0	0	0.0%	--	--	--	--	--	--	--



ALL-TIME PLAYOFF STATISTICS

#	PLAYER	GP	G	A	PTS	PIM	PP	SH	GWG	S	S%	+/-	TF	FW	F0%	TOI/G	H	BS
7	Scottie Upshall	2	0	0	0	0	0	0	0	4	0.0%	0	0	0	0.0%	11:56	5	0
14	Ramzi Abid	2	0	0	0	0	0	0	0	0	0.0%	-1	0	0	0.0%	5:17	1	0
38	Jack Hillen	2	0	0	0	2	0	0	0	1	0.0%	1	0	0	0.0%	7:53	0	0
17	Wayne Simmonds	2	0	0	0	0	0	0	0	1	0.0%	1	0	0	0.0%	7:29	5	0
24	Brandon Bochenski	3	0	0	0	0	0	0	0	4	0.0%	-1	0	0	0.0%	6:36	1	0
30	Carter Hutton	3	0	0	0	0	0	0	0	0	0.0%	--	--	--	--	--	--	--
25	Victor Bartley	4	0	0	0	2	0	0	0	3	0.0%	0	0	0	0.0%	11:21	10	7
14	Dustin Boyd	4	0	0	0	0	0	0	0	4	0.0%	-1	16	9	56.3%	7:03	4	1
24	Jarred Tinordi	4	0	0	0	2	0	0	0	3	0.0%	-2	0	0	0.0%	10:38	11	3
11	P.A. Parenteau	5	0	0	0	0	0	0	0	6	0.0%	0	0	1	0.0%	9:23	3	4
19	Brendan Witt	5	0	0	0	12	0	0	0	5	0.0%	-3	0	0	0.0%	17:07	19	12
34	Shane Hnidy	5	0	0	0	6	0	0	0	4	0.0%	0	0	0	0.0%	12:31	0	0
41	Taylor Beck	5	0	0	0	2	0	0	0	6	0.0%	-2	0	0	0.0%	12:55	14	9
55	Danny Markov	5	0	0	0	6	0	0	0	6	0.0%	-1	0	0	0.0%	19:21	8	7
75	Hal Gill	5	0	0	0	0	0	0	0	3	0.0%	2	0	0	0.0%	15:07	7	7
30	Chris Mason	5	0	0	0	0	0	0	0	0	0.0%	--	--	--	--	--	--	--
28	Jeremy Stevenson	6	0	0	0	8	0	0	0	3	0.0%	-1	0	0	0.0%	6:43	0	0
16	Cody Bass	6	0	0	0	2	0	0	0	3	0.0%	-2	26	12	46.2%	6:12	15	2
21	Andreas Johansson	6	0	0	0	0	0	0	0	5	0.0%	-3	41	13	31.7%	15:17	0	0
16	Darcy Hordichuk	7	0	0	0	2	0	0	0	1	0.0%	0	0	0	0.0%	3:33	10	0
25	Alexei Emelin	10	0	0	0	0	0	0	0	2	0.0%	-1	0	0	0.0%	11:31	17	12
12	Scott Nichol	10	0	0	0	19	0	0	0	6	0.0%	-1	0	2	0.0%	9:00	5	0
4	Mark Eaton	11	0	0	0	10	0	0	0	9	0.0%	-2	0	0	0.0%	18:55	0	0
29	Tomas Vokoun	11	0	0	0	2	0	0	0	0	0.0%	--	--	--	--	--	--	--
74	Juuse Saros	11	0	0	0	2	0	0	0	0	0.0%	--	--	--	--	--	--	--
55	Shane O'Brien	12	0	0	0	18	0	0	0	6	0.0%	-2	0	0	0.0%	16:47	42	20
2	Anthony Bitetto	14	0	0	0	6	0	0	0	10	0.0%	1	0	0	0.0%	11:29	35	18
5	Barret Jackman	14	0	0	0	22	0	0	0	6	0.0%	1	0	0	0.0%	12:45	20	17

#	GOALTENDER	GP	MINS	GAA	W	L	SO	GA	SA	SV%	G	A	PIM
35	Pekka Rinne	89	5300	2.49	45	44	5	220	2571	.914	0	6	4
29	Tomas Vokoun	11	680	2.47	3	8	1	28	360	.922	0	0	2
74	Juuse Saros	11	457	2.49	1	3	0	19	204	.907	0	0	2
39	Dan Ellis	6	357	2.52	2	4	0	15	240	.938	0	0	0
30	Chris Mason	5	296	3.45	1	4	0	17	171	.901	0	0	0
30	Carter Hutton	3	20	3.00	0	0	0	1	3	.667	0	0	0
39	Anders Lindback	1	13	0.00	0	0	0	0	9	1.000	0	0	0



PLAYOFF LEADERBOARD

SKATER

CAREER		PLAYOFF SEASON			PLAYOFF SERIES		
GAMES PLAYED	TOTAL						
Roman Josi	75						
Mike Fisher	71						
Ryan Ellis	68						
Mattias Ekholm	65						
Filip Forsberg	65						
GOALS	TOTAL	GOALS	YEAR	TOTAL	GOALS	SERIES	TOTAL
Filip Forsberg	26	Filip Forsberg	2017	9	Filip Forsberg	2017 WCF vs. ANA	5
James Neal	14	Filip Forsberg	2018	7	Colin Wilson	2015 WCO vs. CHI	5
Ryan Johansen	14	Joel Ward	2011	7	10 tied		4
David Legwand	13	Roman Josi	2017	6			
Shea Weber	13	James Neal	2017	6			
Colin Wilson	13	Colton Sissons	2017	6			
		David Legwand	2011	6			
ASSISTS	TOTAL	ASSISTS	YEAR	TOTAL	ASSISTS	SERIES	TOTAL
Ryan Johansen	28	Viktor Arvidsson	2017	10	Filip Forsberg	2018 WCS vs. WPG	7
Ryan Ellis	27	Ryan Johansen	2017	10	Ryan Johansen	2018 WCS vs. WPG	6
Roman Josi	26	P.K. Subban	2017	10	Mattias Ekholm	2018 WCO vs. COL	5
Mattias Ekholm	24	Mattias Ekholm	2017	10	Ryan Johansen	2017 WCO vs. CHI	5
Filip Forsberg	23	Filip Forsberg	2018	9	Viktor Arvidsson	2017 WCF vs. ANA	5
		Ryan Johansen	2018	9	Four others tied		5
POINTS	TOTAL	POINTS	YEAR	TOTAL	POINTS	SERIES	TOTAL
Filip Forsberg	49	Filip Forsberg	2018	16	Filip Forsberg	2018 WCS vs. WPG	10
Ryan Johansen	42	Filip Forsberg	2017	16	Ryan Johansen	2018 WCS vs. WPG	9
Roman Josi	36	Ryan Johansen	2018	14	Colin Wilson	2016 WCS vs. SJS	8
Ryan Ellis	33	Roman Josi	2017	14	Joel Ward	2011 WCS vs. VAN	8
Mattias Ekholm	30	Five tied		13	Five tied		7
PENALTY MINUTES	TOTAL	PENALTY MINUTES	YEAR	TOTAL	PENALTY MINUTES	SERIES	TOTAL
Mattias Ekholm	68	Mattias Ekholm	2017	38	Scott Hartnell	2007 WCO vs. SJS	28
Jordin Tootoo	63	P.K. Subban	2017	29	Austin Watson	2017 SCF vs. PIT	24
Shea Weber	57	Austin Watson	2017	28	Paul Gaustad	2015 WCO vs. CHI	22
Austin Watson	48	Scott Hartnell	2007	28	Jordin Tootoo	2011 WCO vs. ANA	22
David Legwand	46	Jordin Tootoo	2011	28	Jordin Tootoo	2007 WCO vs. SJS	21



PLAYOFF LEADERBOARD

GOALTENDING

CAREER		PLAYOFF SEASON			PLAYOFF SERIES		
GAMES PLAYED	TOTAL	GAMES PLAYED	YEAR	TOTAL	GAMES PLAYED	SERIES	TOTAL
Pekka Rinne	89	Pekka Rinne	2017	22	Pekka Rinne	2018 WCS vs. WPG	7
Juuse Saros	11	Pekka Rinne	2016	14	Pekka Rinne	2016 WCS vs. SJS	7
Tomas Vokoun	11	Pekka Rinne	2018	13	Pekka Rinne	2016 WCO vs. ANA	7
Dan Ellis	6	Pekka Rinne	2011	12			
Chris Mason	5						
MINUTES	TOTAL	MINUTES	YEAR	TOTAL	MINUTES	SERIES	TOTAL
Pekka Rinne	5308	Pekka Rinne	2017	1289	Pekka Rinne	2016 WCS vs. SJS	449
Tomas Vokoun	679	Pekka Rinne	2016	866	Pekka Rinne	2015 WCO vs. CHI	425
Juuse Saros	457	Pekka Rinne	2011	748	Pekka Rinne	2016 WCO vs. ANA	417
Dan Ellis	356	Pekka Rinne	2018	684	Pekka Rinne	2011 WCS vs. VAN	402
SHUTOUTS	TOTAL	SHUTOUTS	YEAR	TOTAL	SHUTOUTS	SERIES	TOTAL
Pekka Rinne	5	Pekka Rinne	2018	2	Pekka Rinne	2017 WCO vs. CHI	2
Tomas Vokoun	1	Pekka Rinne	2017	2	Pekka Rinne	2012 WCS vs. PHX	1
		Pekka Rinne	2012	1	Tomas Vokoun	2004 WCO vs. DET	1
GAA (min. 4 GP)	TOTAL	GAA (min. 4 GP)	YEAR	TOTAL	GAA (min. 4 GP)	SERIES	TOTAL
Tomas Vokoun	2.47	Juuse Saros	2018	1.06	Pekka Rinne	2017 WCO vs. CHI	.75
Pekka Rinne	2.49	Pekka Rinne	2017	1.96	Pekka Rinne	2012 WCO vs. DET	1.81
Juuse Saros	2.49	Tomas Vokoun	2004	2.02	Pekka Rinne	2017 WCS vs. STL	1.83
Dan Ellis	2.52	Pekka Rinne	2012	2.07	Pekka Rinne	2011 WCS vs. VAN	1.94
SV% (min. 4 GP)	TOTAL	SV% (min. 4 GP)	YEAR	TOTAL	SV% (min. 4 GP)	SERIES	TOTAL
Dan Ellis	.938	Juuse Saros	2018	.952	Pekka Rinne	2017 WCO vs. CHI	.976
Tomas Vokoun	.922	Tomas Vokoun	2004	.939	Pekka Rinne	2012 WCO vs. DET	.944
Pekka Rinne	.914	Dan Ellis	2008	.938	Tomas Vokoun	2004 WCO vs. DET	.939
Juuse Saros	.907	Pekka Rinne	2017	.930	Dan Ellis	2008 WCO vs. DET	.938
WINS	TOTAL	WINS	YEAR	TOTAL	WINS	SERIES	TOTAL
Pekka Rinne	45	Pekka Rinne	2017	14	Pekka Rinne	2018 WCO vs. COL	4
Tomas Vokoun	3	Pekka Rinne	2018	7	Pekka Rinne	2017 WCF vs. ANA	4
Dan Ellis	2	Pekka Rinne	2016	7	Pekka Rinne	2017 WCS vs. STL	4
Juuse Saros	1	Pekka Rinne	2011	6	Pekka Rinne	2017 WCO vs. CHI	4
Chris Mason	1	Pekka Rinne	2012	5			



PLAYOFF YEAR-BY-YEAR LEADERS

SEASON	GOALS	ASSISTS	POINTS	PIM	
2004	Hall/Orszagh	2 Jason York	3	Four tied with 3	Kimmo Timonen 10
2006	Three tied with	2 Paul Kariya	5	Paul Kariya 7	Sillinger/Witt 12
2007	J-P Dumont	4 Legwand/Weber	3	J-P Dumont 6	Scott Hartnell 28
2008	Radulov/Tootoo	2 Erat/Weber/Zidlicky	3	Three tied with 4	Zidlicky/Erat 8
2010	Martin Erat	4 David Legwand	5	David Legwand 7	David Legwand 8
2011	Joel Ward	7 Joel Ward	6	Joel Ward 13	Jordin Tootoo 28
2012	Three tied with	3 Alexander Radulov	5	Legwand/Radulov 6	Legwand/Josi 10
2015	Colin Wilson	5 Jones/Ribeiro	4	Filip Forsberg 6	Paul Gaustad 22
2016	Fisher/Wilson	5 Josi/Wilson	8	Colin Wilson 13	Barret Jackman 22
2017	Filip Forsberg	9 Four tied with	10	Filip Forsberg 16	Mattias Ekholm 38
2018	Filip Forsberg	7 Forsberg/Johansen	9	Filip Forsberg 16	Ekholm/Watson 12
2019	Rocco Grimaldi	3 Ryan Ellis	3	Roman Josi 4	Mattias Ekholm 12
2020	Arvidsson/Forsberg	3 Johansen/Josi	4	Forsberg/Johansen 5	Roman Josi 4

SEASON	PPG	SHG	GWG	SHOTS	
2004	Sergei Zholtok	1 David Legwand	1	Hall/Sullivan 1	Scott Walker 14
2006	Paul Kariya	2 Kimmo Timonen	1	Adam Hall 1	Kimmo Timonen 17
2007	Three tied with	1 J-P Dumont	1	J-P Dumont 1	Legwand/Weber 14
2008	Hambuis/Radulov	1		Arnott/de Vries 1	Alexander Radulov 14
2010	Jason Arnott	1 Joel Ward	1	Dumont/Legwand 1	Jason Arnott 26
2011	Ward/Weber	2 David Legwand	2	Six tied with 1	Patric Horngqvist 43
2012	Five tied with	1		David Legwand 2	Patric Horngqvist 36
2015	Colin Wilson	4		Smith/Wilson 1	Craig Smith 33
2016	Four tied with	1		Shea Weber 2	James Neal 47
2017	Ellis/Josi/Wilson	2		Three tied with 2	Roman Josi 76
2018	P.K. Subban	4 Ryan Johansen	1	Seven tied with 1	Filip Forsberg 58
2019				Granlund/Smith 1	Four tied with 18
2020	Filip Forsberg	2		Calle Jankrok 1	Filip Forsberg 23

SEASON	SHOOTING %	POINTS (DEFENSEMAN)	+/-	AVERAGE TOI	
2004	Vladimir Orszagh	40.0 Jason York	3	Greg Johnson +4	Kimmo Timonen 24:15
2006	Shea Weber	50.0 Kimmo Timonen	4	10 tied with E	Kimmo Timonen 24:42
2007	Dumont/Fiddler	50.0 Shea Weber	3	J-P Dumont +4	Kimmo Timonen 24:32
2008	Greg de Vries	33.3 Shea Weber	4	Greg Zanon +2	Dan Hamhuis 22:47
2010	J-P Dumont	28.6 Shea Weber	3	David Legwand +5	Shea Weber 24:26
2011	Halschuk/Sullivan	28.6 Franson/Suter	6	Tootoo/Ward +4	Ryan Suter 28:51
2012	Andrei Kostitsyn	25.0 Klein/Suter	4	Francis Bouillon +7	Ryan Suter 28:49
2015	Colin Wilson	26.3 Seth Jones	4	Ekholm/Ellis +4	Roman Josi 26:00
2016	Colin Wilson	18.5 Roman Josi	9	Colin Wilson +8	Roman Josi 27:57
2017	Frederick Gaudreau	42.9 Roman Josi	14	Filip Forsberg +14	Roman Josi 25:46
2018	Yannick Weber	33.3 P.K. Subban	9	Mattias Ekholm +4	P.K. Subban 26:35
2019	Rocco Grimaldi	20.0 Roman Josi	4	Brian Boyle +4	Roman Josi 25:53
2020	Viktor Arvidsson	18.8 Roman Josi	4	Forsberg/Johansen +1	Roman Josi 26:56



PLAYOFF YEAR-BY-YEAR LEADERS

SEASON	HITS	BLOCKED SHOTS		
2004	N/A	N/A		
2006	Brendan Witt	19	Eaton/Witt	9
2007	Peter Forsberg	16	Kimmo Timonen	9
2008	Shea Weber	18	Zanon/Zidlicky	12
2010	Hamhuis/Weber	18	Shea Weber	14
2011	Shane O'Brien	42	Kevin Klein	27
2012	Mike Fisher	33	Kevin Klein	22
2015	Viktor Stalberg	31	Roman Josi	27
2016	Shea Weber	48	Roman Josi	38
2017	Austin Watson	106	Ryan Ellis	51
2018	Austin Watson	37	Mattias Ekholm	27
2019	Austin Watson	35	Ryan Ellis	19
2020	Austin Watson	14	Dante Fabbro	12

SEASON	GAA	WINS		SAVE PERCENTAGE	
2004	Tomas Vokoun	2.02	Tomas Vokoun	2	Tomas Vokoun .939
2006	Chris Mason	3.45	Chris Mason	1	Chris Mason .901
2007	Tomas Vokoun	2.96	Tomas Vokoun	1	Tomas Vokoun .902
2008	Dan Ellis	2.52	Dan Ellis	2	Dan Ellis .938
2010	Pekka Rinne	2.68	Pekka Rinne	2	Pekka Rinne .911
2011	Pekka Rinne	2.57	Pekka Rinne	6	Pekka Rinne .907
2012	Pekka Rinne	2.07	Pekka Rinne	5	Pekka Rinne .929
2015	Pekka Rinne	2.68	Pekka Rinne	2	Pekka Rinne .909
2016	Pekka Rinne	2.63	Pekka Rinne	7	Pekka Rinne .906
2017	Pekka Rinne	1.96	Pekka Rinne	14	Pekka Rinne .930
2018	Juuse Saros	1.05	Pekka Rinne	7	Juuse Saros .952
2019	Pekka Rinne	3.09	Pekka Rinne	2	Pekka Rinne .905
2020	Juuse Saros	3.22	Juuse Saros	1	Juuse Saros .895



PLAYOFF FIRSTS

FIRST PLAYOFF GAME

Nashville Predators 1, Detroit Red Wings 3 - April 7, 2004 at Joe Louis Arena

Coaches: Barry Trotz (head coach), Brent Peterson (associate coach), Peter Horachek (assistant coach)

Captain: Greg Johnson

Attendance: 20,066 (sellout)

Starting Lineup

Left Wing	Scott Hartnell
Center	Greg Johnson
Right Wing	Adam Hall
Defenseman	Mark Eaton
Defenseman	Kimmo Timonen
Goaltender	Tomas Vokoun

Predators Roster

Players Dressed: Tomas Vokoun, Chris Mason, Dan Hamhuis, Marek Zidlicky, Mark Eaton, Brad Bombardir, Sergei Zholtok, Martin Erat, David Legwand, Scott Hartnell, Adam Hall, Jim McKenzie, Andreas Johansson, Greg Johnson, Scott Walker, Steve Sullivan, Jason York, Jeremy Stevenson, Vladimir Orszagh, Kimmo Timonen

Did Not Dress: Jamie Allison, Denis Arhipov, Shane Hnidy, Jordin Tootoo

FIRST PLAYOFF WIN

Home: 4/11/04 vs. Detroit (3-1)

Road: 4/16/10 at Chicago (4-1)

Overtime: 4/22/11 at Anaheim (4-3)

FIRST PLAYOFF LOSS

Home: 4/17/04 vs. Detroit (2-0)

Road: 4/7/04 vs. Detroit (3-1)

Overtime: 4/11/07 vs. San Jose (5-4, 2OT)

FIRST SERIES VICTORY

2011 Western Conference Quarterfinals vs. Anaheim (4-2)

FIRST GAME 7 VICTORY

2016 Western Conference First Round at Anaheim (2-1)

FIRST SERIES SWEEP

2017 Western Conference First Round vs. Chicago

FIRST PLAYOFF GOAL

Adam Hall (Johnson, Hartnell) at 0:16 of the first period at Detroit on 4/7/04 (3-1 loss)

Predators players on ice: Hall, Johnson, Hartnell, Eaton, Timonen

FIRST PLAYOFF GOAL AGAINST

Kris Draper (Maltby, Thomas) at 0:37 of the third period at Detroit on 4/7/04 (3-1 loss)

FIRST PLAYOFF HAT TRICK

Filip Forsberg (3g), 4/23/15 in 5-2 win vs. Chicago

FIRST PLAYOFF HAT TRICK AGAINST

Patrick Marleau (3g), 4/27/06 in 5-4 loss at San Jose

FIRST TWO-POINT PLAYOFF GAME

Adam Hall (1g-1a), 4/11/04 in 3-1 win vs. Detroit

FIRST THREE/FOUR-POINT PLAYOFF GAME

Paul Kariya (4a), 4/21/06 in 4-3 win vs. San Jose

FIRST PLAYOFF GAME-WINNING GOAL

Adam Hall at 19:45 of the first period vs. Detroit on 4/11/04 (3-1 win)

FIRST PLAYOFF POWER-PLAY GOAL

Sergei Zholtok (York, Sullivan) at 19:22 of the second period vs. Detroit on 4/15/04 (4-1 loss)

FIRST PLAYOFF POWER-PLAY GOAL AGAINST

Mathieu Schneider (Lidstrom, Shanahan) at 17:15 of the third period at Detroit on 4/10/04 (2-1 loss)

FIRST PLAYOFF SHORTHANDED GOAL

David Legwand (unassisted) at 18:23 of the third period vs. Detroit on 4/11/04 (3-1 win)

FIRST PLAYOFF SHORTHANDED GOAL AGAINST

Brendan Shanahan (Yzerman, Chelios) at 13:18 of the first period at Detroit on 4/15/04 (4-1 loss)

FIRST PLAYOFF OVERTIME GOAL

Jerred Smithson (Tootoo, Spaling) at 1:57 of first overtime at Anaheim on 4/22/11 (4-3 win)

FIRST PLAYOFF OVERTIME GOAL AGAINST

Patrick Rissmiller (Marleau, Grier) at 8:14 of double overtime vs. San Jose on 4/11/07 (5-4 loss)

FIRST PLAYOFF MINOR PENALTY

Vladimir Orszagh (tripping) at 6:19 of the first period at Detroit on 4/7/04 (3-1 win)

FIRST PLAYOFF MAJOR PENALTY

Kimmo Timonen (10:00 misconduct) at 20:00 of the third period at Detroit on 4/10/04 (2-1 loss)

FIRST PLAYOFF PENALTY SHOT

Steve Sullivan at 1:31 of the first period vs. Detroit (Manny Legace) on 4/7/04 (3-1 loss)

GOALTENDER FIRSTS

FIRST WIN

Home: Tomas Vokoun vs. Detroit on 4/11/04 (3-1 win)

Road: Pekka Rinne at Chicago on 4/16/10 (4-1 win)

FIRST LOSS

Home: Tomas Vokoun vs. Detroit on 4/17/04 (2-0 loss)

Road: Tomas Vokoun vs. Detroit on 4/7/04 (3-1 loss)

FIRST SHUTOUT

Tomas Vokoun vs. Detroit on 4/13/04 (41 saves, 3-0 win)

FIRST SHUTOUT AGAINST

Curtis Joseph vs. Detroit on 4/17/04 (15 saves, 2-0 loss)



ALL-TIME RECORDS/SITUATIONALS

TEAM	SERIES	W	L	GP	W	L	GF	GA	LAST MEETING	RESULT
Anaheim	3	3	0	19	12	7	55	53	2017 Western Conference Final	W, 4-2
Arizona	2	0	2	9	2	7	20	26	2020 Stanley Cup Qualifying Round	L, 3-1
Chicago	3	1	2	16	8	8	49	39	2017 Western Conference First Round	W, 4-0
Colorado	1	1	0	6	4	2	22	15	2018 Western Conference First Round	W, 4-2
Dallas	1	0	1	6	2	4	12	18	2019 Western Conference First Round	L, 4-2
Detroit	3	1	2	17	8	9	34	38	2012 Western Conference Quarterfinals	W, 4-1
Pittsburgh	1	0	1	6	2	4	13	19	2017 Stanley Cup Final	L, 4-2
San Jose	3	0	3	17	5	12	41	58	2016 Western Conference Second Round	L, 4-3
St. Louis	1	1	0	6	4	2	15	11	2017 Western Conference Second Round	W, 4-2
Vancouver	1	0	1	6	2	4	11	14	2011 Western Conference Semifinals	L, 4-2
Winnipeg	1	0	1	7	3	4	19	27	2018 Western Conference Second Round	L, 4-3

PLAYOFF SERIES RESULTS vs. OPPONENTS

ANAHEIM (3)

2011	WCO	Nashville won best-of-seven series 4-2, outscoring Anaheim 22-20
2016	WCO	Nashville won best-of-seven series 4-3, outscoring Anaheim 18-14
2017	WCF	Nashville won best-of-seven series 4-2, outscoring Anaheim 19-15

ARIZONA (2)

2012	WCS	Phoenix won best-of-seven series 4-1, outscoring Nashville 12-9
2020	SCO	Arizona won best-of-five series 3-1, outscoring Nashville 14-11

CHICAGO (3)

2010	WCO	Chicago won best-of-seven series 4-2, outscoring Nashville 17-15
2015	WCO	Chicago won best-of-seven series 4-2, outscoring Nashville 21-19
2017	WCO	Nashville won best-of-seven series 4-0, outscoring Chicago 13-3

COLORADO (1)

2018	WCO	Nashville won best-of-seven series 4-2, outscoring Colorado 22-15
------	-----	---

DALLAS (1)

2019	WCO	Dallas won best-of-seven series 4-2, outscoring Nashville 18-12
------	-----	---

DETROIT (3)

2004	WCO	Detroit won best-of-seven series 4-2, outscoring Nashville 12-9
2008	WCO	Detroit won best-of-seven series 4-2, outscoring Nashville 17-12
2012	WCO	Nashville won best-of-seven series 4-1, outscoring Detroit 13-9

PITTSBURGH (1)

2017	SCF	Pittsburgh won best-of-seven series 4-2, outscoring Nashville 19-13
------	-----	---

ST. LOUIS (1)

2017	WCS	Nashville won best-of-seven series 4-2, outscoring St. Louis 15-11
------	-----	--

SAN JOSE (3)

2006	WCO	San Jose won best-of-seven series 4-1, outscoring Nashville 17-10
2007	WCO	San Jose won best-of-seven series 4-1, outscoring Nashville 16-14
2016	WCO	San Jose won best-of-seven series 4-3, outscoring Nashville 25-17

VANCOUVER (1)

2011	WCS	Vancouver won best-of-seven series 4-2, outscoring Nashville 14-11
------	-----	--

WINNIPEG (1)

2018	WCS	Winnipeg won best-of-seven series 4-3, outscoring Nashville 27-19
------	-----	---

PLAYOFF SERIES SITUATIONAL STATS

W-L record:	60-65
Series record:	7-13
Record in Stanley Cup Qualifying Round:	0-1
W-L record in Stanley Cup Qualifying Round:	1-3
Record in Western Conference First Round/Quarterfinals:	5-7
W-L record in Western Conference First Round/Quarterfinals:	36-38
Record in Western Conference Second Round/Semifinals:	1-4
W-L record in Western Conference Second Round/Semifinals:	13-18
Record in Western Conference Final:	1-0
W-L record in Western Conference Final:	4-2
Record in Stanley Cup Final:	0-1
W-L record in Stanley Cup Final:	2-4

BEST-OF-SEVEN SERIES RECORDS

When winning Game 1 of a playoff series:	7-2
When losing Game 1 of a playoff series:	0-10
When winning the first two games of a playoff series:	3-0
When losing the first two games of a playoff series:	0-5
When splitting the first two games of a playoff series:	4-7
When winning the first three games of a playoff series:	1-0
When losing the first three games of a playoff series:	0-0
When winning two of the first three games of a playoff series:	6-2
When losing two of the first three games of a playoff series:	0-10
When winning three of the first four games of a playoff series:	3-0
When losing three of the first four games of a playoff series:	0-5
When splitting the first four games of a playoff series:	3-7
When winning three of the first five games of a playoff series:	5-0
When losing three of the first five games of a playoff series:	1-11
When splitting the first six games of a playoff series:	1-2
Nashville series sweeps:	1
Series sweeps against Nashville:	0
W-L record when facing elimination:	6-12
W-L record in Game 7:	1-2



HAT TRICKS/PENALTY SHOTS/SHUTOUTS

PREDATORS' HAT TRICKS - 2

No.	DATE	PLAYER	SCORE	GOALTENDER
1	4/23/15	Filip Forsberg	CHI 2 at NSH 5	Scott Darling
2	5/22/17	Colton Sissons	ANA 3 at NSH 6	Jonathan Bernier

OPPONENTS' HAT TRICKS - 1

No.	DATE	PLAYER	SCORE	GOALTENDER
1	4/27/06	Patrick Marleau	NSH 4 at SJS 5	Chris Mason

PREDATORS' SHUTOUTS - 6

No.	DATE	GOALIE	SAVES	SCORE
1	4/13/04	Tomas Vokoun	41	DET 0 at NSH 3
2	5/2/12	Pekka Rinne	32	PHX 0 at NSH 2
3	4/13/17	Pekka Rinne	29	NSH 1 at CHI 0
4	4/15/17	Pekka Rinne	30	NSH 5 at CHI 0
5	4/22/18	Pekka Rinne	22	NSH 5 at COL 0
6	5/7/18	Pekka Rinne	34	NSH 4 at WPG 0

OPPONENTS' SHUTOUTS - 11

No.	DATE	GOALIE	SAVES	SCORE
1	4/17/04	Curtis Joseph	15	DET 2 at NSH 0
2	4/23/06	Vesa Toskala	25	SJS 3 at NSH 0
3	4/20/08	Chris Osgood	20	DET 3 at NSH 0
4	4/18/10	Antti Niemi	23	NSH 0 at CHI 2
5	4/22/10	Antti Niemi	33	CHI 3 at NSH 0
6	4/28/11	Roberto Luongo	20	NSH 0 at VAN 1
7	5/4/12	Mike Smith	25	PHX 1 at NSH 0
8	4/19/16	Frederik Andersen	27	ANA 3 at NSH 0
9	5/12/16	Martin Jones	20	NSH 0 at SJS 5
10	6/8/17	Matthew Murray	24	NSH 0 at PIT 6
11	6/11/17	Matthew Murray	27	PIT 2 at NSH 0

PREDATORS' PENALTY SHOTS (1 GOAL, 1 STOP ALL-TIME)

No.	DATE	PLAYER	GOALIE	SCORE	RESULT
1	4/7/04	Steve Sullivan	Manny Legace	NSH 1 at DET 3	SAVE
2	4/20/10	Martin Erat	Antti Niemi	CHI 1 at NSH 4	GOAL

OPPONENTS' PENALTY SHOTS (0 GOALS, 0 STOPS ALL-TIME)

No.	DATE	PLAYER	GOALIE	SCORE	RESULT
NONE					



OVERTIME HISTORY

YEAR	HOME				AWAY				OVERALL			
	GP	W	L	PCT	GP	W	L	PCT	GP	W	L	PCT
2007	1	0	1	.000	0	0	0	.000	1	0	1	.000
2008	0	0	0	.000	1	0	1	.000	1	0	1	.000
2010	0	0	0	.000	1	0	1	.000	1	0	1	.000
2011	1	0	1	.000	2	2	0	1.000	3	2	1	.667
2012	0	0	0	.000	1	0	1	.000	1	0	1	.000
2015	1	0	1	.000	1	0	1	.000	2	0	2	.000
2016	2	2	0	1.000	0	0	0	.000	2	2	0	1.000
2017	2	1	1	.500	1	1	0	1.000	3	2	1	.667
2018	1	1	0	1.000	0	0	0	.000	1	1	0	1.000
2019	1	1	0	1.000	1	0	1	.000	2	1	1	.500
2020	0	0	0	.000	1	0	1	.000	1	0	1	.000
TOTAL	9	5	4	.555	9	3	6	.333	18	8	10	.444

OVERTIME DECISIONS

No.	DATE	SERIES/GAME	RESULT	OPPONENT	GOAL SCORER	TIME	WINNING GOALIE	LOSING GOALIE
1	4/11/07	WCO - Game 1	L, 5-4	San Jose Sharks	Patrick Rissmiller	8:14 (2OT)	Evgeni Nabokov	Tomas Vokoun
2	4/18/08	WCO - Game 5	L, 2-1	at Detroit Red Wings	Johan Franzen	1:48	Chris Osgood	Dan Ellis
3	4/24/10	WCO - Game 5	L, 5-4	at Chicago Blackhawks	Marian Hossa	4:07	Antti Niemi	Pekka Rinne
4	4/22/11	WCO - Game 5	W, 4-3	at Anaheim Ducks	Jerrold Smithson	1:57	Pekka Rinne	Ray Emery
5	4/30/11	WCS - Game 2	W, 2-1	at Vancouver Canucks	Matt Halischuk	14:51 (2OT)	Pekka Rinne	Roberto Luongo
6	5/3/11	WCS - Game 3	L, 3-1	Vancouver Canucks	Ryan Kesler	10:45	Roberto Luongo	Pekka Rinne
7	4/27/12	WCS - Game 1	L, 4-3	at Phoenix Coyotes	Ray Whitney	14:04	Mike Smith	Pekka Rinne
8	4/15/15	WCO - Game 1	L, 4-3	Chicago Blackhawks	Duncan Keith	7:49 (2OT)	Scott Darling	Pekka Rinne
9	4/21/15	WCO - Game 4	L, 3-2	at Chicago Blackhawks	Brent Seabrook	1:00 (3OT)	Scott Darling	Pekka Rinne
10	5/5/16	WCS - Game 4	W, 4-3	San Jose Sharks	Mike Fisher	11:12 (3OT)	Pekka Rinne	Martin Jones
11	5/9/16	WCS - Game 6	W, 4-3	San Jose Sharks	Viktor Arvidsson	2:03	Pekka Rinne	Martin Jones
12	4/13/17	WCO - Game 3	W, 3-2	Chicago Blackhawks	Kevin Fiala	16:44	Pekka Rinne	Corey Crawford
13	5/12/17	WCF - Game 1	W, 3-2	at Anaheim Ducks	James Neal	9:24	Pekka Rinne	John Gibson
14	5/18/17	WCF - Game 4	L, 3-2	Anaheim Ducks	Corey Perry	10:25	John Gibson	Pekka Rinne
15	5/29/18	WCS - Game 2	W, 5-4	Winnipeg Jets	Kevin Fiala	5:37	Pekka Rinne	Connor Hellebuyck
16	4/13/19	WCO - Game 2	W, 2-1	Dallas Stars	Craig Smith	5:00	Pekka Rinne	Ben Bishop
17	4/22/19	WCO - Game 6	L, 2-1	at Dallas Stars	John Kingberg	17:02	Ben Bishop	Pekka Rinne
18	8/7/20	SCO - Game 4	L, 4-3	Arizona Coyotes	Brad Richardson	5:27	Darcy Kuemper	Juuse Saros

TEAM OVERTIME RECORD vs. NHL

TEAM	GP	W	L	PCT
Winnipeg Jets	1	1	0	1.000
Anaheim Ducks	3	2	1	.667
San Jose Sharks	3	2	1	.667
Dallas Stars	2	1	1	.500
Vancouver Canucks	2	1	1	.500
Chicago Blackhawks	4	1	3	.250
Detroit Red Wings	1	0	1	.000
Arizona Coyotes	2	0	2	.000



OVERTIME HISTORY

PREDATORS' OVERTIME GOALTENDING

GOALIE	GP	W	L	%
Pekka Rinne	14	8	7	.571
Dan Ellis	1	0	1	.000
Juuse Saros	1	0	1	.000
Tomas Vokoun	1	0	1	.000

OPPONENTS' OVERTIME GOALTENDING

GOALIE	OPPONENT	GP	W	L	%
Scott Darling	Chicago Blackhawks	1	1	0	1.000
Darcy Kuemper	Arizona Coyotes	1	1	0	1.000
Evegeni Nabokov	San Jose Sharks	1	1	0	1.000
Antti Niemi	Chicago Blackhawks	1	1	0	1.000
Chris Osgood	Detroit Red Wings	1	1	0	1.000
Mike Smith	Phoenix Coyotes	1	1	0	1.000
Ben Bishop	Dallas Stars	2	1	1	.500
John Gibson	Anaheim Ducks	2	1	1	.500
Roberto Luongo	Vancouver Canucks	2	1	1	.500
Martin Jones	San Jose Sharks	2	0	2	.000
Corey Crawford	Chicago Blackhawks	1	0	1	.000
Ray Emery	Anaheim Ducks	1	0	1	.000
Connor Hellebuyck	Winnipeg Jets	1	0	1	.000

PREDATORS' OVERTIME SCORING

PLAYER	G	A	PTS
Kevin Fiala	2	0	2
James Neal	1	1	2
Craig Smith	1	1	2
Mattias Ekholm	0	2	2
Nick Spaling	0	2	2
Viktor Arvidsson	1	0	1
Mike Fisher	1	0	1
Matt Halischuk	1	0	1
Jerred Smithson	1	0	1
Calle Jarnkrok	0	1	1
Pekka Rinne	0	1	1
Miikka Salomaki	0	1	1
P.K. Subban	0	1	1
Ryan Suter	0	1	1
Jordin Tootoo	0	1	1
Kyle Turris	0	1	1
Colin Wilson	0	1	1

OPPONENTS' OVERTIME SCORING

PLAYER	OPPONENT	G	A	PTS
Marian Hossa	Chicago Blackhawks	1	1	2
Johan Franzen	Detroit Red Wings	1	0	1
Duncan Keith	Chicago Blackhawks	1	0	1
Ryan Kesler	Vancouver Canucks	1	0	1
John Klingberg	Dallas Stars	1	0	1
Corey Perry	Anaheim Ducks	1	0	1
Brad Richardson	Arizona Coyotes	1	0	1
Patrick Rissmiller	San Jose Sharks	1	0	1
Brent Seabrook	Chicago Blackhawks	1	0	1
Ray Whitney	Phoenix Coyotes	1	0	1
Brian Bickell	Chicago Blackhawks	0	1	1
Dave Bolland	Chicago Blackhawks	0	1	1
Jason Demers	Arizona Coyotes	0	1	1
Christian Ehrhoff	Vancouver Canucks	0	1	1
Mike Grier	San Jose Sharks	0	1	1
Martin Hanzal	Phoenix Coyotes	0	1	1
Vinnie Hinostroza	Arizona Coyotes	0	1	1
Patrick Kane	Chicago Blackhawks	0	1	1
Niklas Kronwall	Detroit Red Wings	0	1	1
Patrick Marleau	San Jose Sharks	0	1	1
Alexander Radulov	Dallas Stars	0	1	1
Mikael Samuelsson	San Jose Sharks	0	1	1
Tyler Seguin	Dallas Stars	0	1	1
Brent Sopel	Chicago Blackhawks	0	1	1
Jonathan Toews	Chicago Blackhawks	0	1	1



YEAR-BY-YEAR SCORING

2004 PLAYOFF SCORING

POS.	#	PLAYER	GP	TOI/G	SHIFT/GM	G	A	PTS	+/-	PIM	PPG	SHG	GWG	S	S%	FO	F0%
RW	18	Adam Hall	6	18:29	26.7	2	1	3	3	2	0	0	1	13	15.4%	27-44	38.0%
C	22	Greg Johnson	6	17:47	27.2	1	2	3	4	0	0	0	7	14.3%	44-51	46.3%	
LW	17	Scott Hartnell	6	15:37	22.2	1	2	3	3	2	0	0	11	9.1%	1-7	12.5%	
D	27	Jason York	6	21:27	30.8	0	3	3	2	4	0	0	9	0.0%	0-0	0.0%	
RW	33	Vladimir Orszagh	6	16:08	23.7	2	0	2	-2	4	0	0	5	40%	1-0	100.0%	
RW	26	Steve Sullivan	6	18:57	24.0	1	1	2	-4	6	0	1	13	7.7%	11-22	33.3%	
D	2	Dan Hamhuis*	6	20:29	26.3	0	2	2	-2	6	0	0	4	0.0%	0-0	0.0%	
C	11	David Legwand	6	15:41	22.3	1	0	1	1	8	0	1	8	12.5%	43-48	47.3%	
C	9	Sergei Zholtok	6	10:33	16.2	1	0	1	-3	0	1	0	6	16.7%	21-39	35.0%	
D	5	Brad Bombardir	6	19:38	30.7	0	1	1	1	2	0	0	3	0.0%	0-0	0.0%	
LW	10	Martin Erat	6	14:08	21.3	0	1	1	-2	6	0	0	6	0.0%	2-2	50.0%	
RW	24	Scott Walker	6	20:09	25.5	0	1	1	-3	6	0	0	14	0.0%	2-5	28.6%	
LW	19	Jim McKenzie	1	3:32	7.0	0	0	0	0	0	0	0	0	0.0%	0-0	0.0%	
D	3	Marek Zidlicky	1	2:16	3.0	0	0	0	0	0	0	0	0	0.0%	0-0	0.0%	
D	34	Shane Hnidy	5	12:31	18.8	0	0	0	0	6	0	0	4	0.0%	0-0	0.0%	
RW	55	Jordin Tootoo*	5	5:09	8.0	0	0	0	0	4	0	0	2	0.0%	0-0	0.0%	
D	4	Mark Eaton	6	19:50	28.8	0	0	0	-2	2	0	0	6	0.0%	0-0	0.0%	
LW	21	Andreas Johansson	6	15:17	21.7	0	0	0	-3	0	0	0	5	0.0%	13-28	31.7%	
LW	28	Jeremy Stevenson	6	6:43	11.0	0	0	0	-1	8	0	0	3	0.0%	0-0	0.0%	
D	44	Kimmo Timonen	6	24:15	28.5	0	0	0	-3	10	0	0	9	0.0%	0-0	0.0%	

#	GOALTENDER	GP	MINS	GAA	W	L	SO	GA	SA	SV%	G	A	PIM
29	Tomas Vokoun	6	356	2.02	2	4	1	12	197	.939	0	0	0
	NASHVILLE TOTALS	6	360	2.00	2	4	1	12	197	.939	0	0	0

2006 PLAYOFF SCORING

POS.	#	PLAYER	GP	TOI/G	SHIFT/GM	G	A	PTS	+/-	PIM	PPG	SHG	GWG	S	S%	FO	F0%
LW	9	Paul Kariya	5	20:46	24.6	2	5	7	0	0	2	0	12	16.7%	0-0	0.0%	
D	44	Kimmo Timonen	5	24:42	29.4	1	3	4	0	4	0	1	17	5.9%	0-0	0.0%	
C	81	Mike Sillinger	5	17:09	22.4	2	1	3	-1	12	1	0	7	28.6%	67-29	69.8%	
D	6	Shea Weber*	4	14:12	19.3	2	0	2	-3	8	1	0	4	50.0%	0-0	0.0%	
RW	10	Martin Erat	5	19:30	23.0	1	1	2	-1	6	1	0	8	12.5%	0-2	0.0%	
RW	26	Steve Sullivan	5	17:02	22.4	0	2	2	-2	0	0	0	12	0.0%	0-0	0.0%	
D	2	Dan Hamhuis	5	19:41	25.6	0	2	2	-2	2	0	0	9	0.0%	0-0	0.0%	
RW	18	Adam Hall	5	12:09	19.0	1	0	1	-3	0	1	0	1	7	14.3%	7-10	41.2%
LW	17	Scott Hartnell	5	12:12	16.6	1	0	1	0	4	0	0	9	11.1%	0-2	0.0%	
C	22	Greg Johnson	5	14:42	21.6	0	1	1	0	2	0	0	3	0.0%	44-28	61.1%	
C	11	David Legwand	5	17:21	23.2	0	1	1	-1	8	0	0	11	0.0%	37-37	50.0%	
D	3	Marek Zidlicky	2	15:18	18.0	0	1	1	0	2	0	0	7	0.0%	0-0	0.0%	
C	38	Vernon Fiddler	2	8:48	15.0	0	1	1	-1	0	0	0	1	0.0%	6-2	75.0%	
C	94	Yanic Perreault	1	10:09	14.0	0	0	0	0	2	0	0	2	0.0%	6-4	60.0%	
RW	7	Scottie Upshall	2	11:56	15.5	0	0	0	0	0	0	0	4	0.0%	0-0	0.0%	
C	12	Scott Nichol	3	7:44	14.0	0	0	0	-2	2	0	0	2	0.0%	8-8	50.0%	
C	25	Jerrold Smithson	3	9:26	18.3	0	0	0	0	4	0	0	0	0.0%	9-4	69.2%	
RW	14	Jordin Tootoo	3	4:04	7.7	0	0	0	-1	0	0	0	3	0.0%	0-0	0.0%	
D	4	Mark Eaton	5	17:48	25.6	0	0	0	0	8	0	0	3	0.0%	0-0	0.0%	
D	55	Danny Markov	5	19:21	28.2	0	0	0	-1	6	0	0	6	0.0%	0-0	0.0%	
RW	24	Scott Walker	5	16:00	23.8	0	0	0	0	6	0	0	5	0.0%	0-4	0.0%	
D	19	Brendan Witt	5	17:07	24.4	0	0	0	-3	12	0	0	5	0.0%	0-0	0.0%	

#	GOALTENDER	GP	MINS	GAA	W	L	SO	GA	SA	SV%	G	A	PIM
30	Chris Mason	5	296	3.45	1	4	0	17	171	.901	0	0	0
	NASHVILLE TOTALS	5	300	3.40	1	4	0	17	171	.901	0	0	0

* = rookie



YEAR-BY-YEAR SCORING

2007 PLAYOFF SCORING

POS.	#	PLAYER	GP	TOI/G	SHIFT/GM	G	A	PTS	+/-	PIM	PPG	SHG	GWG	S	S%	FO	F0%
RW	71	J-P Dumont	5	21:02	31.2	4	2	6	4	0	1	1	1	8	50.0%	0-0	0.0%
RW	47	Alexander Radulov*	4	13:09	20.3	3	1	4	1	19	0	0	13	23.1%	0-0	0.0%	
C	21	Peter Forsberg	5	20:57	29.0	2	2	4	2	12	0	0	7	28.6%	33-31	51.6%	
C	19	Jason Arnott	5	19:17	26.6	2	1	3	0	2	1	0	11	18.2%	37-52	41.6%	
C	11	David Legwand	5	22:23	32.2	0	3	3	-2	2	0	0	14	0.0%	35-52	40.2%	
D	6	Shea Weber	5	21:41	28.0	0	3	3	0	2	0	0	14	0.0%	0-0	0.0%	
C	38	Vernon Fiddler	5	12:21	20.8	1	1	2	-3	4	0	0	2	50.0%	5-4	55.6%	
LW	17	Scott Hartnell	5	14:23	21.0	1	1	2	-1	28	1	0	5	20.0%	1-2	33.3%	
LW	9	Paul Kariya	5	19:36	26.2	0	2	2	-4	2	0	0	10	0.0%	0-0	0.0%	
D	44	Kimmo Timonen	5	24:32	31.6	0	2	2	-1	4	0	0	7	0.0%	0-0	0.0%	
D	5	Greg Zanon	5	20:43	27.6	0	2	2	-2	2	0	0	7	0.0%	0-0	0.0%	
D	3	Marek Zidlicky	5	19:18	25.4	0	2	2	-1	4	0	0	8	0.0%	0-0	0.0%	
D	20	Ryan Suter	5	23:18	28.8	1	0	1	0	8	0	0	9	11.1%	0-0	0.0%	
RW	10	Martin Erat	3	14:13	21.7	0	1	1	-1	0	0	0	3	0.0%	0-0	0.0%	
RW	22	Jordin Tootoo	4	9:32	16.3	0	1	1	-2	21	0	0	6	0.0%	0-0	0.0%	
D	2	Dan Hamhuis	5	21:36	27.2	0	1	1	-3	2	0	0	7	0.0%	0-0	0.0%	
LW	14	Ramzi Abid	2	5:17	8.0	0	0	0	-1	0	0	0	0	0.0%	0-0	0.0%	
LW	16	Darcy Hordichuk	2	3:37	6.5	0	0	0	0	0	0	0	0	0.0%	0-0	0.0%	
C	12	Scott Nichol	5	10:21	16.8	0	0	0	1	17	0	0	3	0.0%	19-11	63.3%	
C	25	Jerred Smithson	5	11:30	21.0	0	0	0	-2	17	0	0	0	0.0%	20-16	55.6%	

#	GOALTENDER	GP	MINS	GAA	W	L	SO	GA	SA	SV%	G	A	PIM
29	Tomas Vokoun	5	324	2.96	1	4	0	16	163	.902	0	0	2
	NASHVILLE TOTALS	5	328	2.93	1	4	0	16	163	.902	0	0	2

2008 PLAYOFF SCORING

POS.	#	PLAYER	GP	TOI/G	SHIFT/GM	G	A	PTS	+/-	PIM	PPG	SHG	GWG	S	S%	FO	F0%
RW	47	Alexander Radulov	6	15:59	20.2	2	2	4	0	6	1	0	14	14.3%	0-0	0.0%	
D	6	Shea Weber	6	19:29	25.7	1	3	4	0	6	0	0	4	25.0%	0-0	0.0%	
RW	10	Martin Erat	6	20:55	26.5	1	3	4	0	8	0	0	13	7.7%	3-4	42.8%	
D	3	Marek Zidlicky	6	19:04	24.0	0	3	3	-2	8	0	0	11	0.0%	0-0	0.0%	
RW	22	Jordin Tootoo	6	12:30	17.3	2	0	2	1	4	0	0	12	16.7%	0-0	0.0%	
D	2	Dan Hamhuis	6	22:47	28.0	1	1	2	-4	6	1	0	8	12.5%	0-0	0.0%	
D	20	Ryan Suter	6	21:12	25.7	1	1	2	-2	4	0	0	6	16.7%	0-0	0.0%	
RW	71	J-P Dumont	6	17:23	22.3	0	2	2	-5	4	0	0	8	0.0%	0-0	0.0%	
C	37	Rich Peverley*	6	8:51	12.7	0	2	2	0	0	0	0	4	0.0%	16-21	43.2%	
D	5	Greg Zanon	6	18:44	25.0	0	2	2	2	4	0	0	1	0.0%	0-0	0.0%	
LW	17	Jan Hlavac	6	18:12	24.3	0	2	2	-4	2	0	0	10	0.0%	2-2	50.0%	
C	11	David Legwand	3	18:15	25.0	1	0	1	0	2	0	0	10	10.0%	22-27	44.9%	
C	19	Jason Arnott	4	18:28	24.5	1	0	1	-1	4	0	1	6	16.7%	23-39	37.1%	
C	14	Radek Bonk	6	17:56	23.3	1	0	1	-3	2	0	0	12	8.3%	47-38	55.3%	
D	7	Greg de Vries	6	19:40	24.0	1	0	1	-2	2	0	1	3	33.3%	0-0	0.0%	
RW	15	Josh Langfeld	1	6:30	9.0	0	0	0	0	0	0	0	0	0.0%	0-0	0.0%	
C	12	Scott Nichol	2	7:30	11.5	0	0	0	0	0	0	0	1	0.0%	0-2	0.0%	
RW	24	Brandon Bochenski	3	6:36	10.7	0	0	0	-1	0	0	0	4	0.0%	0-0	0.0%	
LW	16	Darcy Hordichuk	5	3:31	5.2	0	0	0	0	2	0	0	1	0.0%	0-0	0.0%	
C	38	Vernon Fiddler	6	16:47	24.8	0	0	0	0	0	0	0	11	0.0%	37-26	58.7%	
C	25	Jerred Smithson	6	11:51	20.2	0	0	0	0	2	0	0	5	0.0%	26-35	42.6%	

#	GOALTENDER	GP	MINS	GAA	W	L	SO	GA	SA	SV%	G	A	PIM
39	Dan Ellis	5	296	3.45	1	4	0	17	171	.901	0	0	0
	NASHVILLE TOTALS	5	300	3.40	1	4	0	17	171	.901	0	0	0

* = rookie



YEAR-BY-YEAR SCORING

2010 PLAYOFF SCORING

POS.	#	PLAYER	GP	TOI/G	SHIFT/GM	G	A	PTS	+/-	PIM	PPG	SHG	GWG	S	%	FO	F0%
C	11	David Legwand	6	19:16	26.7	2	5	7	5	8	0	0	1	16	12.5%	25-42	37.3%
RW	10	Martin Erat	6	18:55	24.5	4	1	5	-2	4	0	0	15	26.7%	2-4	33.3%	
RW	71	J-P Dumont	6	14:18	19.8	2	2	4	3	0	0	0	1	7	28.6%	0-0	0.0%
RW	29	Joel Ward	6	19:54	26.3	2	2	4	1	2	0	1	0	12	16.7%	4-8	33.3%
D	6	Shea Weber	6	24:26	32.2	2	1	3	-1	4	0	0	14	14.3%	0-0	0.0%	
LW	26	Steve Sullivan	6	17:58	25.5	0	3	3	2	2	0	0	7	0.0%	1-3	25.0%	
C	19	Jason Arnott	6	17:50	24.3	2	0	2	-3	0	1	0	0	26	7.7%	55-60	47.8%
D	37	Denis Grebeshkov	2	11:22	17.5	0	2	2	2	0	0	0	0	0	0.0%	0-0	0.0%
D	2	Dan Hamhuis	6	22:24	28	0	2	2	-1	2	0	0	4	0.0%	0-0	0.0%	
D	8	Kevin Klein	6	17:42	23.2	0	2	2	1	4	0	0	2	0.0%	0-0	0.0%	
RW	25	Jerred Smithson	6	15:35	24	1	0	1	-1	6	0	0	5	20.0%	30-18	62.5%	
D	32	Cody Franson*	4	9:02	12	0	1	1	1	2	0	0	5	0.0%	0-0	0.0%	
RW	27	Patric Hornqvist	2	13:10	20.5	0	1	1	-2	4	0	0	1	0.0%	0-1	0.0%	
RW	22	Jordin Tootoo	6	7:57	11.2	0	1	1	0	2	0	0	5	0.0%	0-0	0.0%	
C	9	Marcel Goc	6	16:06	22.8	0	1	1	-2	2	0	0	13	0.0%	36-37	49.3%	
C	33	Colin Wilson*	6	13:42	19	0	1	1	-1	0	0	0	8	0.0%	0-4	0.0%	
D	20	Ryan Suter	6	24:08	31.8	0	0	0	-1	0	0	0	16	0.0%	0-0	0.0%	
C	14	Dustin Boyd	4	7:03	10	0	0	0	-1	0	0	0	4	0.0%	9-7	56.2%	
D	51	Francis Bouillon	6	19:37	25.5	0	0	0	-1	6	0	0	3	0.0%	0-0	0.0%	
LW	13	Nick Spaling*	6	8:23	12.2	0	0	0	0	0	0	0	3	0.0%	5-3	62.5%	

#	GOALTENDER	GP	MINS	GAA	W	L	SO	GA	SA	SV%	G	A	PIM
35	Pekka Rinne	6	358	2.68	2	4	0	16	179	.911	0	0	0
	NASHVILLE TOTALS	6	362	2.83	2	4	0	17	180	.906	0	0	0

2011 PLAYOFF SCORING

POS.	#	PLAYER	GP	TOI/G	SHIFT/GM	G	A	PTS	+/-	PIM	PPG	SHG	GWG	S	%	FO	F0%
RW	29	Joel Ward	12	20:25	29.5	7	6	13	4	6	2	0	1	28	25.0%	15-23	39.5%
C	11	David Legwand	12	22:06	31.9	6	3	9	1	8	1	2	0	31	19.4%	124-123	50.2%
C	12	Mike Fisher	12	20:43	30.3	3	4	7	-1	11	0	0	1	25	12.0%	117-130	47.4%
LW	13	Nick Spaling	12	15:19	23.8	2	4	6	3	0	0	0	1	11	18.2%	59-52	53.2%
D	4	Cody Franson	12	15:19	22.1	1	5	6	0	0	0	0	0	22	4.5%	0-0	0.0%
RW	10	Martin Erat	10	19:15	28.5	1	5	6	0	6	1	0	0	15	6.7%	2-4	33.3%
D	20	Ryan Suter	12	28:51	34.2	1	5	6	2	6	0	0	0	23	4.3%	0-0	0.0%
RW	22	Jordin Tootoo	12	13:26	19.9	1	5	6	4	28	0	0	0	30	3.3%	0-1	0.0%
D	6	Shea Weber	12	27:58	34.3	3	2	5	3	8	2	0	0	38	7.9%	0-0	0.0%
LW	74	Sergei Kostitsyn	12	18:21	27	0	5	5	0	2	0	0	0	10	0.0%	0-1	0.0%
RW	27	Patric Hornqvist	12	15:16	22.9	2	1	3	-2	6	1	0	0	43	4.7%	0-2	0.0%
LW	26	Steve Sullivan	9	9:23	14.8	2	1	3	2	2	0	0	1	7	28.6%	0-1	0.0%
D	8	Kevin Klein	12	20:14	29	1	2	3	3	6	0	0	0	15	6.7%	0-0	0.0%
RW	24	Matt Halischuk*	12	11:45	18.2	2	0	2	-1	0	0	0	1	7	28.6%	1-5	16.7%
C	25	Jerred Smithson	11	14:09	23.6	1	1	2	2	8	0	0	1	16	6.3%	53-44	54.6%
LW	5	Blake Geoffrion*	12	7:37	12.2	0	2	2	1	4	0	0	0	12	0.0%	27-23	54%
D	7	Jonathon Blum*	12	18:51	27.4	0	2	2	2	0	0	0	0	11	0.0%	0-0	0.0%
RW	71	J-P Dumont	3	6:48	9.7	0	1	1	-1	2	0	0	0	2	0.0%	0-0	0.0%
G	35	Pekka Rinne	12	--	--	0	1	1	0	0	0	0	0	0	0.0%	--	--
D	55	Shane O'Brien	12	16:47	23.6	0	0	0	-2	18	0	0	0	6	0.0%	0-0	0.0%
C	33	Colin Wilson	3	11:37	18	0	0	0	-1	0	0	0	0	2	0.0%	2-1	66.7%

#	GOALTENDER	GP	MINS	GAA	W	L	SO	GA	SA	SV%	G	A	PIM
35	Pekka Rinne	12	748	2.57	6	6	0	32	343	.907	0	1	0
39	Anders Lindback*	1	13	0.00	0	0	0	0	9	1.000	0	0	0
	NASHVILLE TOTALS	12	768	2.66	6	6	0	34	354	.904	0	1	0

* = rookie



YEAR-BY-YEAR SCORING

2012 PLAYOFF SCORING

POS.	#	PLAYER	GP	TOI/G	SHIFT/GM	G	A	PTS	+/-	PIM	PPG	SHG	GWG	S	%	FO	F0%
C	11	David Legwand	10	18:39	25.9	3	3	6	3	10	1	0	2	25	12.0%	66-66	50.0%
RW	47	Alexander Radulov	8	18:08	24	1	5	6	2	4	0	0	13	7.7%	2-3	40.0%	
LW	57	Gabriel Bourque*	10	12:59	19.7	3	2	5	0	4	0	0	1	13	23.1%	1-4	20.0%
LW	46	Andrei Kostitsyn	8	15:30	21.4	3	1	4	3	2	0	0	12	25.0%	1-2	33.3%	
D	8	Kevin Klein	10	19:30	26.2	2	2	4	-2	2	0	1	11	18.2%	0-0	0.0%	
RW	10	Martin Erat	10	18:50	26.3	1	3	4	-1	6	1	0	12	8.3%	7-15	31.8%	
C	12	Mike Fisher	10	20:43	28.7	1	3	4	-4	8	0	0	21	4.8%	85-104	45.0%	
RW	27	Patric Hornqvist	10	15:24	20.5	1	3	4	1	2	1	0	36	2.8%	2-3	40.0%	
D	20	Ryan Suter	10	28:49	31.6	1	3	4	-3	4	1	0	30	3.3%	0-0	0.0%	
D	6	Shea Weber	10	28:26	31.7	2	1	3	-1	9	1	0	33	6.1%	0-0	0.0%	
D	51	Francis Bouillon	10	14:57	20	0	3	3	7	2	0	0	8	0.0%	0-0	0.0%	
LW	13	Nick Spaling	10	15:49	23.9	0	3	3	4	0	0	0	7	0.0%	46-53	46.5%	
C	28	Paul Gaustad	10	11:35	18.8	1	1	2	-1	5	0	0	6	16.7%	95-63	60.1%	
LW	74	Sergei Kostitsyn	10	15:43	23.6	1	1	2	-3	4	0	1	7	14.3%	0-2	0.0%	
RW	18	Brandon Yip	10	8:57	12.9	1	1	2	-1	6	0	0	11	9.1%	0-2	0.0%	
C	33	Colin Wilson	4	13:25	18.3	1	0	1	1	0	0	0	7	14.3%	2-1	66.7%	
C	15	Craig Smith*	2	8:24	12	0	1	1	-1	0	0	0	3	0.0%	0-0	0.0%	
RW	24	Matt Halischuk	5	7:00	11.2	0	1	1	1	4	0	0	0	0.0%	0-1	0.0%	
D	38	Jack Hillen	2	7:53	12.5	0	0	0	1	2	0	0	1	0.0%	0-0	0.0%	
D	49	Ryan Ellis*	3	6:53	9.7	0	0	0	2	0	0	0	2	0.0%	0-0	0.0%	
RW	22	Jordin Tootoo	3	7:46	10.3	0	0	0	0	4	0	0	2	0.0%	0-0	0.0%	
D	75	Hal Gill	5	15:07	21.2	0	0	0	2	0	0	0	3	0.0%	0-0	0.0%	
D	59	Roman Josi*	10	18:47	25.5	0	0	0	-4	10	0	0	12	0.0%	0-0	0.0%	

#	GOALTENDER	GP	MINs	GAA	W	L	SO	GA	SA	SV%	G	A	PIM
35	Pekka Rinne	10	609	2.07	5	5	1	21	343	.929	0	0	2
NASHVILLE TOTALS		10	609	2.07	5	5	1	21	343	.929	0	0	2

2015 PLAYOFF SCORING

POS.	#	PLAYER	GP	TOI/G	SHIFT/GM	G	A	PTS	+/-	PIM	PPG	SHG	GWG	S	%	FO	F0%
LW	9	Filip Forsberg*	6	20:35	30.3	4	2	6	1	4	1	0	0	22	18.2%	0-1	0.0%
RW	33	Colin Wilson	6	19:44	28.3	5	0	5	-1	0	4	0	1	19	26.3%	4-5	44.4%
LW	18	James Neal	6	20:37	29.7	4	1	5	0	8	1	0	0	25	16%	1-3	25%
RW	15	Craig Smith	6	20:33	28.8	2	3	5	2	0	0	1	33	6.1%	5-9	35.7%	
C	63	Mike Ribeiro	6	23:21	30.5	1	4	5	2	4	0	0	11	9.1%	44-52	45.8%	
D	3	Seth Jones	6	28:02	37.3	0	4	4	-6	6	0	0	8	0.0%	0-0	0.0%	
LW	25	Viktor Stalberg	6	14:08	22.7	1	2	3	1	0	0	0	18	5.6%	0-0	0.0%	
D	4	Ryan Ellis	6	26:24	35.5	0	3	3	4	2	0	0	13	0.0%	0-0	0.0%	
RW	7	Matt Cullen	6	17:19	28.5	1	1	2	-1	4	0	0	11	9.1%	50-42	54.4%	
C	19	Calle Järnkrok*	6	16:28	26.3	0	2	2	-2	0	0	0	8	0.0%	41-40	50.6%	
D	44	Cody Franson	5	14:36	22.4	0	2	2	1	0	0	0	6	0.0%	0-0	0.0%	
D	59	Roman Josi	6	31:36	39.3	1	0	1	-5	0	0	0	21	4.8%	0-0	0.0%	
RW	18	Mike Santorelli	4	13:20	20.8	1	0	1	2	0	0	0	7	14.30%	1-0	100	
D	14	Mattias Ekholm	6	26:24	35	1	0	1	4	2	0	0	6	16.70%	0-0	0.0%	
C	12	Mike Fisher	3	11:32	17	0	1	1	1	0	0	0	2	0.0%	16-19	45.7%	
D	6	Shea Weber	2	25:49	32.5	0	1	1	0	2	0	0	2	0.0%	0-0	0.0%	
LW	57	Gabriel Bourque	5	15:25	25.2	0	0	0	-3	2	0	0	4	0.0%	0-0	0.0%	
D	25	Victor Bartley	4	11:21	18	0	0	0	0	2	0	0	3	0.0%	0-0	0.0%	
D	20	Anton Volchenkov	1	13:51	27	0	0	0	0	2	0	0	0	0.0%	0-0	0.0%	
C	28	Paul Gaustad	6	15:56	25.3	0	0	0	-1	22	0	0	5	0.0%	65-51	56.0%	
LW	56	Kevin Fiala*	1	11:05	15	0	0	0	-1	0	0	0	2	0.0%	0-0	0.0%	
LW	41	Taylor Beck	5	12:55	21.2	0	0	0	-2	2	0	0	6	0.0%	0-0	0.0%	

#	GOALTENDER	GP	MINs	GAA	W	L	SO	GA	SA	SV%	G	A	PIM
35	Pekka Rinne	6	425	2.68	2	4	0	19	208	.908	0	1	0
NASHVILLE TOTALS		6	425	2.68	2	4	0	19	208	.908	0	1	0

* = rookie



YEAR-BY-YEAR SCORING

2016 PLAYOFF SCORING

POS.	#	PLAYER	GP	TOI/G	SHIFT/GM	G	A	PTS	+/-	PIM	PPG	SHG	GWG	S	%	FO	F0%
LW	33	Colin Wilson	14	16:59	24.2	5	8	13	8	0	0	0	0	27	18.5%	2-5	28.6%
D	59	Roman Josi	14	27:57	34.4	1	8	9	-6	12	0	0	0	42	2.4%	0-0	0.0%
RW	18	James Neal	14	21:29	28.4	4	4	8	1	8	1	0	1	47	8.5%	0-2	0.0%
C	92	Ryan Johansen	14	18:42	25.7	4	4	8	0	16	0	0	0	23	17.4%	105-100	51.2%
C	12	Mike Fisher	14	18:39	27.5	5	2	7	-1	2	1	0	1	35	14.3%	141-134	51.3%
D	14	Mattias Ekholm	14	23:48	31.4	3	4	7	2	4	0	0	0	25	12%	0-0	0.0%
D	6	Shea Weber	14	27:09	34.9	3	4	7	-7	18	1	0	2	28	10.7%	0-0	0.0%
D	4	Ryan Ellis	14	24:11	30.9	0	6	6	0	4	0	0	0	22	0.0%	0-0	0.0%
LW	9	Filip Forsberg	14	19:58	27.1	2	2	4	-11	2	1	0	1	38	5.3%	1-2	33.3%
RW	15	Craig Smith	11	15:17	21.5	1	1	2	1	4	0	0	0	31	3.2%	5-12	29.4%
RW	20	Miikka Salomaki*	14	13:01	20.6	1	1	2	2	6	0	0	0	15	6.7%	0-1	0.0%
LW	38	Viktor Arvidsson*	14	13:29	20.5	1	1	2	-3	8	0	0	1	24	4.2%	0-4	0.0%
C	63	Mike Ribeiro	12	15:22	20.5	0	2	2	-3	16	0	0	0	7	0.0%	27-46	37%
C	28	Paul Gaustad	14	11:40	20.4	1	0	1	0	0	0	0	1	14	7.1%	85-58	59.4%
C	19	Calle Jarnkrok	14	14:55	23.5	0	1	1	-5	4	0	0	0	7	0.0%	29-36	44.6%
G	35	Pekka Rinne	14	--	--	0	1	1	--	--	--	--	--	--	--	--	--
LW	24	Eric Nystrom	1	9:22	15	0	0	0	0	2	0	0	0	0	0.0%	0-0	0.0%
LW	37	Pontus Aberg*	2	6:43	10	0	0	0	0	0	0	0	0	0	0.0%	0-0	0.0%
G	30	Carter Hutton	3	--	--	0	0	0	--	--	--	--	--	--	--	--	--
C	16	Cody Bass	6	6:12	12.8	0	0	0	-2	2	0	0	0	3	0.0%	12-14	46.2%
C	10	Colton Sissons*	10	10:34	17.8	0	0	0	-1	8	0	0	0	6	0.0%	32-30	51.6%
D	2	Anthony Bitetto*	14	11:29	17.1	0	0	0	1	6	0	0	0	10	0.0%	0-0	0.0%
D	5	Barret Jackman	14	12:45	18.4	0	0	0	1	22	0	0	0	6	0.0%	0-0	0.0%

#	GOALTENDER	GP	MINs	GAA	W	L	SO	GA	SA	SV%	G	A	PIM
35	Pekka Rinne	14	866	2.63	7	7	0	38	404	.906	0	1	0
30	Carter Hutton	3	20	9.00	0	0	0	1	3	.667	0	0	0
NASHVILLE TOTALS		14	893	2.89	7	7	0	43	411	.895	0	1	0

* = rookie





YEAR-BY-YEAR SCORING

2017 PLAYOFF SCORING

POS.	#	PLAYER	GP	TOI/G	SHIFT/GM	G	A	PTS	+/-	PIM	PPG	SHG	GWG	S	%	FO	F0%
LW	9	Filip Forsberg	22	19:59	28	9	7	16	14	14	1	0	0	71	12.7%	1-1	50.0%
D	59	Roman Josi	22	25:45	32	6	8	14	2	12	2	0	1	76	7.9%	0-0	0.0%
D	4	Ryan Ellis	22	23:25	30.9	5	8	13	4	12	2	0	1	48	10.4%	0-0	0.0%
LW	38	Viktor Arvidsson	22	18:39	26.6	3	10	13	3	19	0	0	1	49	6.1%	6-3	66.7%
C	92	Ryan Johansen	14	20:45	28.2	3	10	13	12	12	0	0	1	15	20.0%	165-139	54.3%
C	10	Colton Sissons	22	15:03	23.3	6	6	12	7	16	1	0	2	28	21.4%	129-135	48.9%
D	76	P.K. Subban	22	25:32	32.2	2	10	12	5	29	0	0	0	39	5.1%	0-0	0.0%
D	14	Mattias Ekholm	22	25:20	32.5	1	10	11	6	38	1	0	0	33	3.0%	0-0	0.0%
LW	18	James Neal	22	17:54	23.9	6	3	9	-8	14	1	0	2	67	9.0%	1-0	100.0%
LW	51	Austin Watson	22	13:40	21.1	4	5	9	3	28	0	0	0	28	14.3%	1-2	33.3%
C	19	Calle Jarnkrok	21	16:59	26	2	5	7	-2	2	0	0	0	26	7.7%	153-158	49.2%
LW	46	Pontus Aberg	16	12:54	20.3	2	3	5	-1	2	0	0	1	23	8.7%	0-0	0.0%
LW	33	Colin Wilson	14	15:16	22.3	2	2	4	-1	2	2	0	0	20	10.0%	0-4	0%
C	12	Mike Fisher	20	17:17	25.1	0	4	4	-6	2	0	0	0	34	0.0%	193-183	51.3%
C	32	Frederick Gaudreau*	8	11:29	17.6	3	0	3	2	0	0	0	2	7	42.9%	29-32	47.5%
RW	15	Craig Smith	10	12:50	20.1	1	2	3	2	2	0	0	0	21	4.8%	0-1	0.0%
LW	26	Harry Zolnierczyk	11	8:49	14.5	1	2	3	3	0	0	0	0	6	16.7%	0-0	0.0%
G	35	Pekka Rinne	22	--	--	0	3	3	--	0	--	--	--	--	--	--	--
LW	56	Kevin Fiala*	5	13:54	18.6	2	0	2	0	0	1	0	1	12	16.7%	0-0	0.0%
C	83	Vernon Fiddler	9	8:02	14.7	1	1	2	-4	25	0	0	1	7	14.3%	27-31	46.6%
D	52	Matt Irwin	22	11:54	18.2	0	2	2	-1	4	0	0	0	10	0.0%	0-0	0.0%
LW	55	Cody McLeod	15	6:49	11.7	1	0	1	-1	27	0	0	1	11	9.1%	0-2	0.0%
D	7	Yannick Weber	22	11:09	17.5	0	1	1	0	5	0	0	0	12	0.0%	0-0	0.0%
RW	11	PA Parenteau	5	9:22	15	0	0	0	0	0	0	0	0	6	0.0%	0-1	0.0%
RW	20	Miikka Salomaki	6	8:12	12.8	0	0	0	0	2	0	0	0	4	0.0%	1-0	100%

#	GOALTENDER	GP	MINS	GAA	W	L	SO	GA	SA	SV%	G	A	PIM
35	Pekka Rinne	22	1288	1.96	14	8	2	42	599	.930	0	3	0
74	Juuse Saros	2	56	3.18	0	0	0	3	17	.824	0	0	0
NASHVILLE TOTALS		22	1346	2.01	14	8	2	45	616	.927	0	3	0

* = rookie





YEAR-BY-YEAR SCORING

2018 PLAYOFF SCORING

POS.	#	PLAYER	GP	TOI/G	SHIFT/GM	G	A	PTS	+/-	PIM	PPG	SHG	GWG	S	%	FO	FO%
LW	9	Filip Forsberg	13	17:45	25.8	7	9	16	2	2	1	0	1	58	12.1%	0-0	0.0%
C	92	Ryan Johansen	13	19:00	26.5	5	9	14	3	1	1	1	22	22.7%	143-96	59.8%	
LW	33	Viktor Arvidsson	13	18:06	24.9	5	4	9	-1	6	0	1	45	11.1%	0-5	0.0%	
D	76	P.K. Subban	13	2:35	33.7	4	5	9	-2	10	4	0	1	38	10.5%	0-0	0.0%
LW	51	Austin Watson	13	14:25	23.2	5	3	8	3	12	0	0	25	23.2%	0-0	0.0%	
D	14	Mattias Ekholm	13	23:24	32.4	1	7	8	4	12	0	0	20	5%	0-0	0.0%	
C	10	Colton Sissons	13	16:16	25.5	3	4	7	-2	8	0	0	18	25.5%	68-54	55.7%	
C	13	Nick Bonino	13	16:48	26.5	2	3	5	-1	9	0	0	26	7.7%	87-76	53.4%	
D	6	Ryan Ellis	13	0:53	32.2	0	5	5	-4	8	0	0	30	0.0%	0-0	0.0%	
LW	22	Kevin Fiala	12	14:26	20.9	3	1	4	-3	8	1	0	30	10.0%	0-0	0.0%	
D	59	Roman Josi	13	1:20	32.5	0	4	4	-4	2	0	0	47	0.0%	0-0	0.0%	
RW	15	Craig Smith	13	15:43	21.8	2	2	4	-3	2	1	0	32	6.3%	6-6	50.0%	
RW	38	Ryan Hartman	9	11:57	18.7	2	1	3	0	10	0	1	12	16.7%	3-4	42.9%	
C	8	Kyle Turris	13	15:58	22.2	0	3	3	-3	6	0	0	17	0.0%	71-85	45.5%	
C	12	Mike Fisher	12	11:14	18.7	1	0	1	0	2	0	0	13	7.7%	78-42	65.0%	
D	7	Yannick Weber	4	10:01	17	1	0	1	2	2	0	0	3	33.3%	0-0	0.0%	
C	17	Calle Jarnkrok	7	12:26	20.6	0	1	1	-3	0	0	0	7	0.0%	4-6	40.0%	
D	25	Alexei Emelin	10	11:19	15.8	0	0	0	-1	0	0	0	2	0.0%	0-0	0.0%	
D	52	Matt Irwin	52	10:41	15.9	0	0	0	1	2	0	0	6	0.0%	0-0	0.0%	
RW	20	Mikael Salomaki	8	10:26	16.5	0	0	0	-1	2	0	0	11	16.5%	0-1	0.0%	
LW	17	Scott Hartnell	4	9:32	16.3	0	0	0	-1	0	0	0	4	16.3%	1-1	50.0%	

#	GOALTENDER	GP	MINS	GAA	W	L	SO	GA	SA	SV%	G	A	PIM
35	Pekka Rinne	13	684	3.07	7	6	2	35	363	.904	0	0	2
74	Juuse Saros	4	114	1.05	0	0	0	2	42	.952	0	0	0
NASHVILLE TOTALS		13	806	3.13	7	6	2	37	409	.897	0	0	2

2019 PLAYOFF SCORING

POS.	#	PLAYER	GP	TOI/G	SHIFT/GM	G	A	PTS	+/-	PIM	PPG	SHG	GWG	S	%	FO	FO%
D	59	Roman Josi	6	25:53	31.3	2	2	4	-1	4	0	0	14	14.3%	0-0	0.0%	
LW	23	Rocco Grimaldi	5	12:59	19.6	3	0	3	1	0	0	0	15	20.0%	2-0	100.0%	
D	4	Ryan Ellis	6	24:16	31.7	0	3	3	-2	0	0	0	10	0.0%	0-0	0.0%	
D	76	P.K. Subban	6	25:29	31.2	1	2	3	-3	0	0	0	18	5.6%	0-0	0.0%	
RW	19	Calle Jarnkrok	6	15:35	23.2	0	2	2	1	2	0	0	4	0.0%	21-23	47.7%	
D	14	Mattias Ekholm	6	23:56	30.7	0	2	2	-2	12	0	0	14	0.0%	0-0	0.0%	
LW	11	Brian Boyle	3	12:39	18	0	2	2	4	2	0	0	7	0.0%	4-4	50.0%	
LW	51	Austin Watson	6	12:25	18.7	1	1	2	-2	6	0	0	14	7.1%	0-0	0.0%	
C	92	Ryan Johansen	6	20:50	27	1	1	2	-2	2	0	0	18	5.6%	77-63	55.0%	
LW	64	Mikael Granlund	6	15:10	21.8	1	1	2	1	2	0	1	12	8.3%	13-8	61.9%	
C	13	Nick Bonino	6	15:29	23.3	0	2	2	-3	2	0	0	7	0.0%	40-28	58.8%	
C	8	Kyle Turris	6	14:26	21.2	1	1	2	2	2	0	0	16	6.3%	26-26	50.0%	
LW	9	Filip Forsberg	6	19:51	26.7	1	1	2	-2	6	0	0	18	5.6%	0-0	0.0%	
RW	20	Mikael Salomaki	2	10:20	17.5	0	1	1	0	0	0	0	1	0.0%	0-0	0.0%	
RW	15	Craig Smith	6	14:05	21.5	1	0	1	0	2	0	1	16	6.3%	0-0	0.0%	
D	57	Dante Fabbro	6	12:04	17.8	0	1	1	2	0	0	0	3	0.0%	0-0	0.0%	
RW	17	Wayne Simmonds	2	7:28	9.5	0	0	0	1	0	0	0	1	0.0%	0-0	0.0%	
LW	33	Viktor Arvidsson	6	20:04	26.3	0	0	0	-2	2	0	0	18	0.0%	0-0	0.0%	
D	5	Dan Hamhuis	6	13:29	19	0	0	0	2	0	0	0	5	0.0%	0-0	0.0%	
C	10	Colton Sissons	6	15:56	22.5	0	0	0	-5	6	0	0	7	0.0%	32-35	47.8%	

#	GOALTENDER	GP	MINS	GAA	W	L	SO	GA	SA	SV%	G	A	PIM
35	Pekka Rinne	6	329	3.09	2	4	0	17	179	.905	0	0	0
74	Juuse Saros	1	45	1.33	0	0	0	1	21	.952	0	0	2
NASHVILLE TOTALS		6	375	2.88	2	4	0	18	200	.910	0	0	2

* = rookie



YEAR-BY-YEAR SCORING

2020 PLAYOFF SCORING

POS.	#	PLAYER	GP	TOI/G	SHIFT/GM	G	A	PTS	+/-	PIM	PPG	SHG	GWG	S	S%	FO	F0%
LW	9	Filip Forsberg	4	19:34	24.8	3	2	5	+1	2	2	0	0	23	13.0%	0-0	0.0%
C	92	Ryan Johansen	4	18:25	23.5	1	4	5	+1	2	0	0	0	7	14.3%	50-34	59.5%
D	59	Roman Josi	4	26:56	32.3	0	4	4	-2	0	0	0	0	21	0.0%	0-0	0.0%
RW	33	Viktor Arvidsson	4	16:26	20.8	3	0	3	0	2	1	0	0	16	18.8%	1-0	100.0%
D	4	Ryan Ellis	4	26:39	33	1	2	3	0	2	0	0	0	13	7.7%	0-0	0.0%
C	95	Matt Duchene	4	17:12	20.3	1	1	2	-4	2	1	0	0	11	9.1%	18-10	64.3%
LW	19	Calle Jarnikrok	4	13:09	19	1	0	1	0	0	0	0	1	6	16.7%	1-1	50.0%
C	13	Nick Bonino	4	16:23	21	1	0	1	-2	2	0	0	0	7	14.3%	32-23	58.2%
LW	64	Mikael Granlund	4	18:43	24	0	1	1	-3	2	0	0	0	7	0.0%	3-3	50.0%
C	10	Colton Sissons	4	12:54	18	0	1	1	0	0	0	0	0	1	0.0%	29-23	55.8%
D	14	Mattias Ekholm	4	24:08	30.5	0	1	1	-2	0	0	0	0	12	0.0%	0-0	0.0%
RW	23	Rocco Grimaldi	4	12:32	15.8	0	1	1	-1	2	0	0	0	6	0.0%	0-0	0.0%
D	57	Dante Fabbro*	4	20:35	26.8	0	0	0	-1	2	0	0	0	2	0.0%	0-0	0.0%
C	8	Kyle Turris	4	15:02	18	0	0	0	-4	0	0	0	0	6	0.0%	7-11	38.9%
D	7	Yannick Weber	4	8:38	13.5	0	0	0	-2	0	0	0	0	3	0.0%	0-0	0.0%
LW	51	Austin Watson	4	10:35	14.5	0	0	0	0	2	0	0	0	6	0.0%	0-0	0.0%
D	24	Jarred Tinordi	4	10:38	17	0	0	0	-2	2	0	0	0	3	0.0%	0-0	0.0%
RW	15	Craig Smith	4	12:49	17	0	0	0	-4	2	0	0	0	13	0.0%	0-0	0.0%

#	GOALTENDER	GP	MINS	GAA	W	L	SO	GA	SA	SV%	G	A	PIM
74	Juuse Saros	4	242	3.22	1	3	0	13	124	.895	0	0	0
NASHVILLE TOTALS		4	242	3.22	1	3	0	13	124	.895	0	0	0

* = rookie





TEAM PLAYOFF RECORDS – SEASON

STREAKS

LONGEST WINNING STREAK		
5	-	4/13/11-4/26/11
AT HOME:		
6	-	4/11/11-5/16/11
ON ROAD:		
3	-	4/13/11-4/26/11
LONGEST LOSING STREAK		
4	-	4/23/06-4/30/06
AT HOME:		
3	-	5/3/11-5/9/11
ON ROAD:		
4	-	4/29/16-5/12/16
LONGEST SHUTOUT STREAK		
14:05	-	4/13/11-4/11/11
AT HOME:		
100:40	-	4/20/12-5/4/12
ON ROAD:		
14:05	-	4/13/11-4/11/11
MOST CONSECUTIVE GAMES WITHOUT BEING SHUTOUT		
20	-	4/13/11-6/5/11
AT HOME:		
15	-	4/21/16-6/5/11
ON ROAD:		
17	-	4/30/11-5/17/16
LONGEST SCORELESS STREAK		
164:45	-	5/12/12-5/17/12
AT HOME:		
119:00	-	4/21/06-4/30/06
ON ROAD:		
118:53	-	4/28/11-4/30/11

WINS

MOST WINS		
14	-	2017
7	-	2018
7	-	2016
AT HOME:		
9	-	2017
ON ROAD:		
5	-	2017
4	-	2018
4	-	2011
FEWEST WINS		
1	-	2020*
1	-	2007
1	-	2006
AT HOME:		
1	-	2020*
1	-	2010
1	-	2007
1	-	2006
ON ROAD:		
0	-	six times, last: 2020*

LOSSES

MOST LOSSES		
8	-	2017
7	-	2016
AT HOME:		
4	-	2018
4	-	2011
ON ROAD:		
6	-	2017
4	-	2016
FEWEST LOSSES		
3	-	2020*
4	-	seven times, last: 2019
AT HOME:		
1	-	four times, last: 2020*
ON ROAD:		
2	-	six times, last: 2020*

GOALS

MOST GOALS SCORED		
60	-	2017
AT HOME:		
34	-	2017
ON ROAD:		
26	-	2017
FEWEST GOALS SCORED		
9	-	2004
AT HOME:		
5	-	2006
ON ROAD:		
3	-	2007
3	-	2004
MOST GOALS AGAINST		
48	-	2017
AT HOME:		
27	-	2018
ON ROAD:		
31	-	2017
FEWEST GOALS AGAINST		
12	-	2004
AT HOME:		
3	-	2004
ON ROAD:		
6	-	2007

SPECIAL TEAMS

MOST POWER PLAY GOALS		
11	-	2017
AT HOME:		
5	-	2006
ON ROAD:		
7	-	2017
FEWEST POWER PLAY GOALS		
0	-	2019
1	-	2010
1	-	2004
AT HOME:		
0	-	2019
0	-	2012
0	-	2004
ON ROAD:		
0	-	2019
0	-	2010
MOST POWER PLAY CHANCES		
65	-	2017 (11 PPG, 16.9%)
AT HOME:		
36	-	2017 (4 PPG, 11.0%)
ON ROAD:		
29	-	2017 (7 PPG, 24.1%)
FEWEST POWER PLAY CHANCES		
14	-	2020 (4 PPG, 28.6%)*
15	-	2019 (0 PPG, 0.0%)
AT HOME:		
8	-	2019 (0 PPG, 0.0%)
ON ROAD:		
5	-	2020 (1 PPG, 20.0%)
5	-	2007 (1 PPG, 20.0%)
MOST POWER PLAY GOALS AGAINST		
12	-	2016
12	-	2011
AT HOME:		
8	-	2011
ON ROAD:		
9	-	2016
FEWEST POWER PLAY GOALS AGAINST		
2	-	2020*
2	-	2007
2	-	2004
AT HOME:		
0	-	2004
ON ROAD:		
0	-	2007
MOST CONSECUTIVE GAMES WITH A PPG		
4	-	4/13/11-4/20/11
AT HOME:		
3	-	4/15/15-4/23/15
2	-	8/2/20-8/4/20
2	-	4/11/11-4/20/11
2	-	4/13/07-4/20/07

ON ROAD:		
4	-	4/15/12-4/29/12
MOST CONSECUTIVE GAMES WITHOUT A PPG		
6	-	4/10/19-4/22/19
AT HOME:		
5	-	4/15/12-5/4/12
ON ROAD:		
4	-	4/22/11-5/11/11
MOST CONSECUTIVE UNSUCCESSFUL POWER PLAY ATTEMPTS		
22	-	4/16/10-4/26/10
22	-	4/17/04-4/15/04
AT HOME:		
23	-	4/11/12-5/4/12
ON ROAD:		
14	-	4/15/11-5/7/11
MOST CONSECUTIVE GAMES WITH A POWER PLAY GOAL AGAINST		
6	-	4/13/11-4/24/11
AT HOME:		
6	-	4/17/11-5/9/11
ON ROAD:		
6	-	4/23/16-5/12/16
MOST CONSECUTIVE GAMES WITHOUT ALLOWING A POWER PLAY GOAL		
5	-	4/30/11-5/12/11
4	-	4/11/15-4/23/15
4	-	4/29/12-5/7/12
AT HOME:		
4	-	4/13/12-5/4/12
ON ROAD:		
3	-	4/13/11-4/26/11
3	-	4/28/11-5/7/11
MOST CONSECUTIVE SUCCESSFUL PENALTY KILLS		
23	-	4/11/11-4/20/11
AT HOME:		
13	-	4/11/04-4/11/04
ON ROAD:		
11	-	4/16/07-4/18/07
MOST SHORTHANDED GOALS		
2	-	2011
AT HOME:		
1	-	four times, last: 2018
ON ROAD:		
1	-	three times, last: 2011
FEWEST SHORTHANDED GOALS		
0	-	2020*
0	-	2019
0	-	2008
AT HOME:		
0	-	six times, last: 2020*
ON ROAD:		
0	-	six times, last: 2020*
MOST TIMES SHORTHANDED		
64	-	2017 (7 PPGA, 89.0%)
AT HOME:		
23	-	2017 (3 PPGA, 86.9%)
ON ROAD:		
41	-	2017 (4 PPGA, 90.3%)
FEWEST TIMES SHORTHANDED		
12	-	2020 (2 PPGA, 83.3%)*
22	-	2019 (4 PPGA, 81.2%)
AT HOME:		
9	-	2020 (1 PPGA, 88.9%)*
12	-	2010 (3 PPGA, 75.0%)
12	-	2004 (0 PPGA, 100.0%)
ON ROAD:		
3	-	2020 (1 PPGA, 66.7%)*
8	-	2015 (1 PPGA, 87.5%)*
8	-	2007 (0 PPGA, 100.0%)
MOST SHORTHANDED GOALS AGAINST		
2	-	2011
AT HOME:		
1	-	2020*
1	-	2011
1	-	2008
ON ROAD:		
1	-	2011
1	-	2010
1	-	2004

FEWEST SHORTHANDED GOALS AGAINST		
0	-	six times, last: 2019
AT HOME:		
0	-	eight times, last: 2019
ON ROAD:		
0	-	eight times, last: 2020*
MOST CONSECUTIVE GAMES WITH A SHORTHANDED GOAL		
None	-	None
AT HOME:		
None	-	None
ON ROAD:		
None	-	None
MOST CONSECUTIVE GAMES WITH A SHORTHANDED GOAL AGAINST		
None	-	None
AT HOME:		
None	-	None
ON ROAD:		
None	-	None
PENALTY MINUTES		
MOST PENALTY MINUTES		
271	-	2017
148	-	2016
148	-	2007
AT HOME:		
124	-	2017
ON ROAD:		
164	-	2017
FEWEST PENALTY MINUTES		
30	-	2020*
52	-	2019
52	-	2010
AT HOME:		
22	-	2020*
26	-	2010
ON ROAD:		
8	-	2020*
24	-	2019
24	-	2007
FEWEST PENALTY MINUTES, OPPONENT		
36	-	2020*
58	-	2008
AT HOME:		
22	-	2020*
12	-	2019
ON ROAD:		
22	-	2020*
12	-	2007
SHOTS		
MOST SHOTS		
653	-	2017
AT HOME:		
330	-	2017
ON ROAD:		
323	-	2017
FEWEST SHOTS		
128	-	2014
AT HOME:		
56	-	2004
ON ROAD:		
45	-	2007
MOST SHOTS AGAINST		
619	-	2017
AT HOME:		
326	-	2017
ON ROAD:		
293	-	2017
FEWEST SHOTS AGAINST		
125	-	2020*
163	-	2007
AT HOME:		
63	-	2020*
89	-	2010
ON ROAD:		
62	-	2020*
64	-	2007
64	-	2006

* Nashville's 2020 Stanley Cup Qualifying Round series was a best-of-five; Nashville was designated the "home" team in Games 1-2 and the "away" team in Games 3-4.



TEAM PLAYOFF RECORDS - SERIES

GOALS

MOST GOALS SCORED

22 - 2018 WCO vs. COL
- 2011 WCO vs. ANA

AT HOME:

14 - 2015 WCO vs. CHI

ON ROAD:

11 - 2018 WCO vs. COL
- 2011 WCO vs. ANA

FEWEST GOALS SCORED

9 - 2012 WCS vs. PHX
- 2004 WCO vs. DET

AT HOME:

2 - 2012 WCS vs. PHX

ON ROAD:

3 - 2007 WCO vs. SJS
- 2004 WCO vs. DET

MOST GOALS AGAINST

27 - 2018 WCS vs. WPG

AT HOME:

19 - 2018 WCS vs. WPG

ON ROAD:

18 - 2016 WCS vs. SJS

FEWEST GOALS AGAINST

3 - 2017 WCO vs. CHI

AT HOME:

1 - 2012 WCS vs. PHX

ON ROAD:

0 - 2017 WCO vs. CHI

MOST GOALS SCORED BY BOTH TEAMS

46 - 2018 WCS vs. WPG
(WPG 27, NSH 19)

AT HOME:

28 - 2018 WCS vs. WPG
(WPG 19, NSH 9)

ON ROAD:

23 - 2016 WCS vs. SJS
(SJS 18, NSH 5)

FEWEST GOALS SCORED BY BOTH TEAMS

16 - 2017 WCO vs. CHI
(NSH 13, CHI 3)

AT HOME:

3 - 2012 WCS vs. PHX
(NSH 2, PHX 1)

ON ROAD:

6 - 2017 WCO vs. CHI
(NSH 6, CHI 0)

LARGEST GOAL ADVANTAGE

10 - 2017 WCO vs. CHI
(NSH 13, CHI 3)

AT HOME:

6 - 2015 WCO vs. CHI
(NSH 14, CHI 8)

ON ROAD:

6 - 2017 WCO vs. CHI
(NSH 6, CHI 0)

LARGEST GOAL DEFICIT

8 - 2018 WCS vs. WPG
(WPG 27, NSH 19)
- 2016 WCS vs. SJS
(SJS 25, NSH 17)

AT HOME:

10 - 2018 WCS vs. WPG
(WPG 19, NSH 9)

ON ROAD:

13 - 2016 WCS vs. SJS
(SJS 18, NSH 5)

SPECIAL TEAMS

MOST POWER PLAY GOALS

6 - 2015 WCS vs. CHI (22 PPG, 27.3%)
- 2011 WCO vs. ANA (27 PPG, 22.2%)
- 2006 WCO vs. SJS (32 PPG, 18.8%)

AT HOME:

5 - 2006 WCO vs. SJS (21 PPG, 23.8%)

ON ROAD:

3 - 2018 WCS vs. WPG (7 PPG, 42.9%)
- 2017 WCS vs. STL (6 PPG, 50.0%)
- 2012 WCS vs. PHX (11 PPG, 27.3%)
- 2011 WCO vs. ANA (13 PPG, 23.1%)

FEWEST POWER PLAY GOALS

0 - 2019 WCO vs. DAL (15 PPG, 0.0%)
1 - 2016 WCO vs. ANA (26 PPG, 3.8%)
- 2011 WCS vs. VAN (21 PPG, 4.8%)
- 2010 WCO vs. CHI (27 PPG, 3.7%)
- 2004 WCO vs. DET (29 PPG, 3.4%)

AT HOME:

0 - 2019 WCO vs. DAL (8 PPG, 0.0%)
- 2016 WCO vs. ANA (12 PPG, 0.0%)
- 2012 WCS vs. PHX (8 PPG, 0.0%)
- 2010 WCO vs. CHI (15 PPG, 0.0%)
- 2004 WCO vs. DET (13 PPG, 0.0%)

ON ROAD:

0 - 2019 WCO vs. DAL (7 PPG, 0.0%)
- 2011 WCS vs. VAN (10 PPG, 0.0%)
- 2010 WCO vs. CHI (12 PPG, 0.0%)

MOST POWER PLAY CHANCES

32 - 2006 WCO vs. SJS (6 PPG, 18.8%)

AT HOME:

21 - 2006 WCO vs. SJS (5 PPG, 23.8%)

ON ROAD:

14 - 2016 WCO vs. ANA (1 PPG, 7.1%)
- 2004 WCO vs. DET (1 PPG, 7.1%)

FEWEST POWER PLAY CHANCES

8 - 2017 WCO vs. CHI (1 PPG, 12.5%)

AT HOME:

4 - 2017 WCO vs. CHI (0 PPG, 0.0%)

ON ROAD:

4 - 2017 WCO vs. CHI (1 PPG, 25.0%)

MOST POWER PLAY GOALS AGAINST

9 - 2006 WCO vs. CHI (37 TSH, 75.7%)

AT HOME:

6 - 2006 WCO vs. SJS (21 TSH, 71.4%)

ON ROAD:

6 - 2006 WCO vs. SJS (21 TSH, 71.4%)

FEWEST POWER PLAY GOALS AGAINST

1 - 2017 WCS vs. STL (15 TSH, 93.4%)

AT HOME:

0 - 2017 WCS vs. STL (4 TSH, 100%)

ON ROAD:

0 - 2012 WCS vs. PHX (6 TSH, 100%)
- 2004 WCO vs. DET (13 TSH, 100%)

ON ROAD:

0 - 2017 WCO vs. CHI (4 TSH, 100%)
- 2007 WCS vs. SJS (11 TSH, 100%)

ON ROAD:

0 - 2017 WCO vs. CHI (4 TSH, 100%)
- 2007 WCS vs. SJS (11 TSH, 100%)

ON ROAD:

0 - 2017 WCO vs. CHI (4 TSH, 100%)
- 2007 WCS vs. SJS (11 TSH, 100%)

ON ROAD:

0 - 2017 WCO vs. CHI (4 TSH, 100%)
- 2007 WCS vs. SJS (11 TSH, 100%)

ON ROAD:

0 - 2017 WCO vs. CHI (4 TSH, 100%)
- 2007 WCS vs. SJS (11 TSH, 100%)

ON ROAD:

0 - 2017 WCO vs. CHI (4 TSH, 100%)
- 2007 WCS vs. SJS (11 TSH, 100%)

ON ROAD:

0 - 2017 WCO vs. CHI (4 TSH, 100%)
- 2007 WCS vs. SJS (11 TSH, 100%)

ON ROAD:

0 - 2017 WCO vs. CHI (4 TSH, 100%)
- 2007 WCS vs. SJS (11 TSH, 100%)

ON ROAD:

0 - 2017 WCO vs. CHI (4 TSH, 100%)
- 2007 WCS vs. SJS (11 TSH, 100%)

ON ROAD:

0 - 2017 WCO vs. CHI (4 TSH, 100%)
- 2007 WCS vs. SJS (11 TSH, 100%)

ON ROAD:

0 - 2017 WCO vs. CHI (4 TSH, 100%)
- 2007 WCS vs. SJS (11 TSH, 100%)

ON ROAD:

0 - 2017 WCO vs. CHI (4 TSH, 100%)
- 2007 WCS vs. SJS (11 TSH, 100%)

ON ROAD:

0 - 2017 WCO vs. CHI (4 TSH, 100%)
- 2007 WCS vs. SJS (11 TSH, 100%)

ON ROAD:

0 - 2017 WCO vs. CHI (4 TSH, 100%)
- 2007 WCS vs. SJS (11 TSH, 100%)

MOST SHORTHANDED GOALS AGAINST

1 - six times, last: 2020 SCO vs. ARI*

AT HOME:

1 - 2020 SCO vs. ARI*

- 2008 WCO vs. DET

ON ROAD:

1 - four times, last: 2011 WCS vs. VAN

FEWEST SHORTHANDED GOALS AGAINST

0 - 13 times, last: 2019 WCO vs. DAL

AT HOME:

0 - 17 times, last: 2019 WCO vs. DAL

ON ROAD:

0 - 14 times, last: 2020 SCO vs. ARI*

PENALTY MINUTES

MOST PENALTY MINUTES

148 - 2007 WCO vs. SJS

AT HOME:

124 - 2007 WCO vs. SJS

ON ROAD:

83 - 2017 SCF vs. PIT

FEWEST PENALTY MINUTES

22 - 2017 WCO vs. CHI

AT HOME:

14 - 2017 WCO vs. CHI

ON ROAD:

8 - 2020 SCO vs. ARI*
- 2017 WCO vs. CHI

MOST PENALTY MINUTES, OPPONENT

121 - 2017 SCF vs. PIT

AT HOME:

85 - 2007 WCO vs. SJS

ON ROAD:

64 - 2011 WCO vs. ANA

FEWEST PENALTY MINUTES, OPPONENT

30 - 2017 WCO vs. CHI

AT HOME:

12 - 2017 WCO vs. CHI

ON ROAD:

12 - 2007 WCO vs. SJS

MOST PENALTY MINUTES BY BOTH TEAMS

246 - 2017 SCF vs. PIT (NSH 125, PIT 121)

AT HOME:

209 - 2007 WCO vs. SJS (NSH 124, SJS 85)

ON ROAD:

146 - 2017 SCF vs. PIT (NSH 83, PIT 63)

FEWEST PENALTY MINUTES BY BOTH TEAMS

52 - 2017 WCO vs. CHI (CHI 30, NSH 22)

AT HOME:

26 - 2017 WCO vs. CHI (NSH 14, CHI 12)

ON ROAD:

22 - 2020 SCO vs. ARI (ARI 14, NSH 8)*

26 - 2017 WCO vs. CHI (CHI 18, NSH 8)

ON ROAD:

26 - 2017 WCO vs. CHI (CHI 18, NSH 8)

ON ROAD:

26 - 2017 WCO vs. CHI (CHI 18, NSH 8)

ON ROAD:

26 - 2017 WCO vs. CHI (CHI 18, NSH 8)

ON ROAD:

26 - 2017 WCO vs. CHI (CHI 18, NSH 8)

ON ROAD:

26 - 2017 WCO vs. CHI (CHI 18, NSH 8)

ON ROAD:

26 - 2017 WCO vs. CHI (CHI 18, NSH 8)

ON ROAD:

26 - 2017 WCO vs. CHI (CHI 18, NSH 8)

ON ROAD:

26 - 2017 WCO vs. CHI (CHI 18, NSH 8)

ON ROAD:

26 - 2017 WCO vs. CHI (CHI 18, NSH 8)

ON ROAD:

26 - 2017 WCO vs. CHI (CHI 18, NSH 8)

ON ROAD:

26 - 2017 WCO vs. CHI (CHI 18, NSH 8)

ON ROAD:

26 - 2017 WCO vs. CHI (CHI 18, NSH 8)

ON ROAD:

26 - 2017 WCO vs. CHI (CHI 18, NSH 8)

ON ROAD:

26 - 2017 WCO vs. CHI (CHI 18, NSH 8)

ON ROAD:

26 - 2017 WCO vs. CHI (CHI 18, NSH 8)

ON ROAD:

26 - 2017 WCO vs. CHI (CHI 18, NSH 8)

ON ROAD:

26 - 2017 WCO vs. CHI (CHI 18, NSH 8)

MOST SHOTS BY BOTH TEAMS

491 - 2018 WCS vs. WPG (NSH 254, WPG 237)

AT HOME:

291 - 2018 WCS vs. WPG (NSH 166, WPG 125)

ON ROAD:

234 - 2016 WCS vs. SJS (SJS 119, NSH 115)

FEWEST SHOTS BY BOTH TEAMS

250 - 2017 WCO vs. CHI (CHI 126, NSH 124)

AT HOME:

107 - 2012 WCO vs. DET (DET 56, NSH 51)

ON ROAD:

108 - 2017 WCO vs. CHI (CHI 59, NSH 49)

LARGEST SHOT ADVANTAGE

40 - 2018 WCO vs. COL (NSH 212, COL 172)

AT HOME:

41 - 2018 WCS vs. WPG (NSH 166, WPG 125)

ON ROAD:

30 - 2020 SCO vs. ARI (NSH 92, ARI 62)*

LARGEST SHOT DEFICIT

98 - 2008 WCO vs. DET (DET 242, NSH 144)

AT HOME:



TEAM PLAYOFF RECORDS – GAME

GOALS

MOST GOALS SCORED

6 - 5/22/17 in 6-3 win vs. Anaheim
 - 4/17/15 in 6-2 win vs. Chicago
 5 - nine times, last: 4/29/18 in 5-4 OT win vs. Winnipeg

AT HOME:

6 - 5/22/17 in 6-3 win vs. Anaheim
 - 4/17/15 in 6-2 win vs. Chicago
 5 - seven times, last: 4/29/18 in 5-4 OT win vs. Winnipeg

ON ROAD:

5 - 4/22/18 in 5-0 win at Colorado
 - 4/15/17 in 5-0 win at Chicago
 4 - eight times, last: 5/7/18 in 4-0 win at Winnipeg

MOST GOALS ALLOWED

7 - 5/1/18 in 7-4 loss at Winnipeg
 6 - 5/5/18 in 6-2 loss vs. Winnipeg
 - 6/8/17 in 6-0 loss at Pittsburgh
 - 4/20/11 in 6-3 loss vs. Anaheim

AT HOME:

6 - 5/5/18 in 6-2 loss vs. Winnipeg
 - 4/20/11 in 6-3 loss vs. Anaheim

ON ROAD:

8 - 5/1/18 in 7-4 loss at Winnipeg
 6 - 6/8/17 in 6-0 loss at Pittsburgh

MOST GOALS SCORED BY BOTH TEAMS

11 - 5/1/18 in 7-4 loss at Winnipeg
 9 - five times, last: 4/29/18 in 5-4 OT win vs. Winnipeg

ON ROAD:

11 - 5/1/18 in 7-4 loss at Winnipeg

LARGEST MARGIN OF VICTORY

5 - 4/22/18 in 5-0 win at Colorado
 - 4/15/17 in 5-0 win vs. Chicago
 4 - 5/7/18 in 4-0 win at Winnipeg
 - 6/3/17 in 5-1 win vs. Pittsburgh
 - 4/17/15 in 6-2 win vs. Chicago

AT HOME:

5 - 4/15/17 in 5-0 win vs. Chicago
 4 - 6/3/17 in 5-1 win vs. Pittsburgh
 - 4/17/15 in 6-2 win vs. Chicago

ON ROAD:

5 - 4/22/18 in 5-0 win at Colorado
 4 - 5/7/18 in 4-0 win at Winnipeg

LARGEST MARGIN OF DEFEAT

6 - 6/8/17 in 6-0 loss at Pittsburgh
 5 - 5/12/16 in 5-0 loss at San Jose
 4 - 5/10/18 in 5-1 loss vs. Winnipeg
 - 5/5/18 in 6-2 loss vs. Winnipeg

ON ROAD:

6 - 6/8/17 in 6-0 loss at Pittsburgh
 5 - 5/12/16 in 5-0 loss at San Jose

SPECIAL TEAMS

MOST POWER PLAY GOALS

4 - 4/21/06 in 4-3 win vs. San Jose
 4 - 4/21/06 in 4-3 win vs. San Jose

ON ROAD:

2 - five times, last: 5/1/18 in 7-4 loss at Winnipeg

MOST POWER PLAY CHANCES

9 - 4/23/06 in 3-0 loss vs. San Jose
 9 - 4/23/06 in 3-0 loss vs. San Jose
 7 - 4/27/06 in 5-4 loss at San Jose

MOST POWER PLAY GOALS AGAINST

3 - 4/23/06 in 3-0 loss vs. San Jose
 3 - 4/23/06 in 3-0 loss vs. San Jose
 2 - four times, last: 5/12/16 in 5-0 loss at San Jose

MOST SHORTHANDED GOALS

1 - seven times, last: 5/5/18 in 6-2 loss vs. Winnipeg

AT HOME:

1 - four times, last: 5/5/18 in 6-2 loss vs. Winnipeg

ON ROAD:

1 - 5/7/11 in 4-3 win at Vancouver
 - 4/24/10 in 5-4 OTL at Chicago
 - 4/25/06 in 4-1 loss at San Jose

MOST TIMES SHORTHANDED

10 - 4/23/06 in 3-0 loss vs. San Jose
 9 - 4/25/06 in 4-1 loss at San Jose

AT HOME:

10 - 4/23/06 in 3-0 loss vs. San Jose
 8 - 4/10/12 in 3-2 win vs. Detroit

ON ROAD:

9 - 4/25/06 in 4-1 loss at San Jose

MOST SHORTHANDED GOALS AGAINST

1 - six times, last: 8/2/20 in 4-3 loss vs. Arizona
 1 - 8/2/20 in 4-3 loss vs. Arizona*
 - 4/20/11 in 6-3 loss vs. Anaheim
 - 4/20/08 in 3-0 loss vs. Detroit

ON ROAD:

1 - 4/30/11 in 2-1 2OT win at Vancouver
 - 4/24/10 in 5-4 OTL at Chicago
 - 4/15/04 in 4-1 loss at Detroit

PENALTY MINUTES

MOST PENALTY MINUTES

64 - 4/13/07 in 5-2 win vs. San Jose
 64 - 4/13/07 in 5-2 win vs. San Jose

ON ROAD:

58 - 6/8/17 in 6-0 loss at Pittsburgh

MOST PENALTY MINUTES, OPPONENT

57 - 4/13/07 in 5-2 in vs. San Jose
 57 - 4/13/07 in 5-2 in vs. San Jose
 46 - 4/13/11 in 4-1 win at Anaheim

ON ROAD:

46 - 4/13/11 in 4-1 win at Anaheim
 121 - 4/13/07 in 5-2 win vs. San Jose
 (NSH 64, SJS 57)

AT HOME:

121 - 4/13/07 in 5-2 win vs. San Jose
 (NSH 64, SJS 57)

ON ROAD:

100 - 6/8/17 in 6-0 loss at Pittsburgh
 (NSH 58, PIT 42)

SHOTS

MOST SHOTS

54 - 4/15/15 in 4-3 2OT loss vs. Chicago
 52 - 4/21/15 in 3-2 3OT loss at Chicago

AT HOME:

54 - 4/15/15 in 4-3 2OT loss vs. Chicago
 49 - 4/17/17 in 3-2 OT win vs. Chicago
 48 - 4/27/18 in 4-1 loss vs. Winnipeg

ON ROAD:

52 - 4/21/15 in 3-2 3OT loss at Chicago
 48 - 4/22/19 in 2-1 OTL at Dallas

FEWEST SHOTS

15 - 4/17/04 in 2-0 loss vs. Detroit
 15 - 4/17/04 in 2-0 loss vs. Detroit
 17 - 4/17/12 in 3-1 win at Detroit
 48 - 4/25/06 in 4-1 loss at San Jose

MOST SHOTS AGAINST

54 - 4/18/08 in 2-1 OTL at Detroit
 50 - 4/29/18 in 5-4 OT win vs. Winnipeg
 54 - 4/18/08 in 2-1 OTL at Detroit

FEWEST SHOTS AGAINST

12 - 5/29/17 in 5-3 loss at Pittsburgh
 16 - 4/17/11 in 4-3 win vs. Anaheim

AT HOME:

16 - 4/17/11 in 4-3 win vs. Anaheim

ON ROAD:

12 - 5/29/17 in 5-3 loss at Pittsburgh
 17 - 5/7/12 in 2-1 loss at Phoenix

MOST SHOTS BY BOTH TEAMS

100 - 4/21/15 in 3-2 3OT loss at Chicago
 (NSH 52, CHI 48)

AT HOME:

96 - 4/15/15 in 4-3 2OT loss vs. Chicago
 (NSH 54, CHI 42)

ON ROAD:

100 - 4/21/15 in 3-2 3OT loss at Chicago
 (NSH 52, CHI 48)

FEWEST SHOTS BY BOTH TEAMS

38 - 5/29/17 in 5-3 loss at Pittsburgh
 (NSH 26, PIT 12)
 41 - 4/17/04 in 2-0 loss vs. Detroit
 (DET 26, NSH 15)

ON ROAD:

38 - 5/29/17 in 5-3 loss at Pittsburgh
 (NSH 26, PIT 12)

LARGEST SHOT ADVANTAGE

29 - 4/27/18 in 4-1 loss vs. Winnipeg
 (NSH 48, WPG 19)

AT HOME:

29 - 4/27/18 in 4-1 loss vs. Winnipeg
 (NSH 48, WPG 19)

ON ROAD:

18 - 8/1/20 in 4-3 OTL at Arizona*
 (NSH 52, ARI 34)

4 - 4/27/12 in 4-3 OTL at Phoenix
 (NSH 42, PHX 24)

LARGEST SHOT DEFICIT

33 - 4/18/08 in 2-1 OTL at Detroit
 (DET 54, NSH 21)

AT HOME:

23 - 5/22/17 in 6-3 win vs. Anaheim
 (ANA 41, NSH 18)
 - 4/20/08 in 3-0 loss vs. Detroit
 (DET 43, NSH 20)

ON ROAD:

33 - 4/18/08 in 2-1 OTL at Detroit
 (DET 54, NSH 21)

* Nashville's 2020 Stanley Cup Qualifying Round series was a best-of-five; Nashville was designated the "home" team in Games 1-2 and the "away" team in Games 3-4.



TEAM PLAYOFF RECORDS – PERIOD

GOALS

MOST GOALS SCORED

4 - 5/27/11 in 3rd of 6-3 win vs. Anaheim
4 - 4/23/15 in 3rd of 5-2 win vs. Chicago
- 4/16/10 in 3rd of 4-1 win at Chicago

AT HOME:

4 - 5/27/11 in 3rd of 6-3 win vs. Anaheim
4 - 4/23/15 in 3rd of 5-2 win vs. Chicago
3 - eight times, last: 4/14/18 in 2nd of 5-4 win vs. Colorado

ON ROAD:

4 - 4/16/10 in 3rd of 4-1 win at Chicago

MOST GOALS ALLOWED

5 - 4/29/16 in 3rd of 5-2 loss at San Jose
4 - 4/17/19 in 1st of 5-1 loss at Dallas
4 - 5/18/18 in 2nd of 6-2 loss vs. Winnipeg
- 5/1/18 in 2nd of 7-4 loss at Winnipeg
- 4/26/10 in 1st of 5-3 win vs. Chicago

AT HOME:

4 - 5/5/18 in 2nd of 6-2 loss vs. Winnipeg
4 - 4/26/10 in 1st of 5-3 win vs. Chicago

ON ROAD:

5 - 4/29/16 in 3rd of 5-2 loss at San Jose

MOST GOALS SCORED BY BOTH TEAMS

7 - 4/26/10 in 3rd of 5-3 loss vs. Chicago (CHI 4, NSH 3)

AT HOME:

7 - 4/26/10 in 3rd of 5-3 loss vs. Chicago (CHI 4, NSH 3)

ON ROAD:

6 - 4/29/16 in 3rd of 5-2 loss at San Jose (SJS 5, NSH 1)

FASTEST/LATEST GOALS

FASTEST GOAL FROM START OF GAME

0:16 - Adam Hall, 4/7/04 in 3-1 loss at Detroit

AT HOME:

0:27 - Ryan Johansen, 4/29/18 in 5-0 win vs. Winnipeg

ON ROAD:

0:16 - Adam Hall, 4/7/04 in 3-1 loss at Detroit

FASTEST GOAL AGAINST FROM START OF GAME

1:26 - Ray Whitney, 4/17/04 in 2-0 loss vs. Detroit

AT HOME:

1:26 - Ray Whitney, 4/17/04 in 2-0 loss vs. Detroit

ON ROAD:

1:31 - Justin Schultz, 6/8/11 in 6-0 loss at Pittsburgh

FASTEST GOAL FROM START OF SECOND PERIOD

0:38 - Filip Forsberg, 4/22/18 in 5-0 win at Colorado

AT HOME:

1:01 - Kevin Flaia, 4/14/18 in 5-4 win vs. Colorado

ON ROAD:

0:38 - Filip Forsberg, 4/22/18 in 5-0 win at Colorado

FASTEST GOAL AGAINST FROM START OF SECOND PERIOD

0:35 - Logan Couture, 5/7/16 in 5-1 loss at San Jose

AT HOME:

1:00 - Ryan Kesler, 5/3/11 in 3-2 OTL vs. Vancouver

ON ROAD:

0:35 - Logan Couture, 5/7/16 in 5-1 loss at San Jose

FASTEST GOAL FROM START OF THIRD PERIOD

0:13 - David Legwand, 4/20/12 in 2-1 win vs. Detroit

AT HOME:

0:13 - David Legwand, 4/20/12 in 2-1 win vs. Detroit

ON ROAD:

0:53 - Ryan Suter, 4/29/12 in 5-3 loss at Phoenix

FASTEST GOAL AGAINST FROM START OF THIRD PERIOD

0:10 - Jake Guentzel, 5/3/11 in 4-1 loss at Pittsburgh

AT HOME:

0:28 - Mark Scheifele, 5/5/18 in 6-2 loss vs. Winnipeg

ON ROAD:

0:10 - Jake Guentzel, 5/3/11 in 4-1 loss at Pittsburgh

FASTEST GOAL FROM START OF OVERTIME

1:57 - Jerred Smootson, 4/22/11 in 4-3 win at Anaheim

AT HOME:

2:03 - Viktor Arvidsson, 5/9/16 in 4-3 win vs. San Jose

ON ROAD:

1:57 - Jerred Smootson, 4/22/11 in 4-3 win at Anaheim

FASTEST GOAL AGAINST FROM START OF OVERTIME

1:48 - Johan Franzen, 4/8/08 in 2-1 loss at Detroit

AT HOME:

10:45 - Ryan Kesler, 5/3/11 in 3-2 loss vs. Vancouver

ON ROAD:

1:48 - Johan Franzen, 4/8/08 in 2-1 loss at Detroit

LATEST GOAL FROM START OF OVERTIME

11:12 - Mike Fisher, 5/5/16 in 4-3 win (3OT) vs. San Jose

AT HOME:

11:12 - Mike Fisher, 5/5/16 in 4-3 win (3OT) vs. San Jose

ON ROAD:

14:51 - Matt Halischuk, 4/30/11 in 2-1 win at Vancouver

LATEST GOAL AGAINST FROM START OF OVERTIME

1:00 - Brent Seabrook, 4/21/15 in 3-2 loss (3OT) at Chicago

AT HOME:

8:14 - Patrick Rissmiller, 4/11/07 in 5-4 loss (2OT) vs. San Jose

ON ROAD:

1:00 - Brent Seabrook, 4/21/15 in 3-2 loss (3OT) at Chicago

FASTEST TWO GOALS, TEAM

0:09 - Ryan Suter & Jason Arnott, 4/14/08 @ 16:03 & 16:12 of 3rd in 5-3 win vs. Detroit

AT HOME:

0:09 - Ryan Suter & Jason Arnott, 4/14/08 @ 16:03 & 16:12 of 3rd in 5-3 win vs. Detroit

ON ROAD:

0:11 - Alexander Radulov & Jordyn Tootoo, 4/12/08 @ 2:19 & 2:30 of 2nd in 4-2 loss at Detroit

FASTEST TWO GOALS AGAINST, TEAM

0:09 - Clayton Keller & Lawson Crouse, 8/4/20 @ 19:03 & 19:12 of 3rd in 5-3 win vs. Arizona*

AT HOME:

0:09 - Clayton Keller & Lawson Crouse, 8/4/20 @ 19:03 & 19:12 of 3rd in 5-3 win vs. Arizona*

ON ROAD:

0:15 - Scott Wilson & Evgeni Malkin, 5/31/17 @ 3:13 & 3:28 of 3rd in 4-1 loss at Pittsburgh

FASTEST TWO GOALS, BOTH TEAMS

0:11 - Pavel Datsyuk (DET) & Greg de Vries (NSH), 4/16/08 @ 6:24 & 6:35 of 2nd in 5-3 win vs. Detroit

AT HOME:

0:11 - Pavel Datsyuk (DET) & Greg de Vries (NSH), 4/16/08 @ 6:24 & 6:35 of 2nd in 5-3 win vs. Detroit

ON ROAD:

0:20 - Ryan Johansen (NSH) & Logan Couture (SJS), 4/29/16 @ 18:11 & 18:31 of 2nd to 5-2 loss at San Jose

FASTEST THREE GOALS, TEAM

2:19 - Filip Forsberg, Craig Smith & Mike Santorelli, 4/17/15 @ 12:41, 14:28 & 15:00 of 3rd in 6-2 win vs. Chicago

AT HOME:

2:19 - Filip Forsberg, Craig Smith & Mike Santorelli, 4/17/15 @ 12:41, 14:28 & 15:00 of 3rd in 6-2 win vs. Chicago

ON ROAD:

9:09 - J-P Dumont, Jerred Smithson & Martin Erat, 4/16/10 @ 10:37, 19:12 & 19:46 of 3rd in 4-2 win at Chicago

FASTEST THREE GOALS AGAINST, TEAM

2:51 - Paul Stastny, Dustin Byfuglien & Jacob Trouba, 5/1/18 @ 2:28, 5:11 & 5:29 of 2nd in 7-4 loss at Winnipeg

AT HOME:

4:31 - Kyle Connor, Dustin Byfuglien & Connor, 5/5/18 @ 12:30, 14:35 & 17:01 of 2nd in 10-3 loss vs. Winnipeg

ON ROAD:

2:51 - Paul Stastny, Dustin Byfuglien & Jacob Trouba, 5/1/18 @ 2:28, 5:11 & 5:29 of 2nd in 7-4 loss at Winnipeg

FASTEST THREE GOALS, BOTH TEAMS

0:59 - Ryan Johansen (NSH), Logan Couture (SJS) & Tommy Wingfors (SJS), 4/29/16 @ 18:11, 18:31 & 19:10 of 2nd in 5-2 loss at San Jose

AT HOME:

1:04 - Cam Fowler (ANA), Saku Koivu (ANA) & Patrick Hornquist (NSH), 4/20/11 @ 4:41, 5:14 & 5:45 of 1st in 6-3 loss vs. Anaheim

ON ROAD:

0:59 - Ryan Johansen (NSH), Logan Couture (SJS) & Tommy Wingfors (SJS), 4/29/16 @ 18:11, 18:31 & 19:10 of 2nd in 5-2 loss at San Jose

SPECIAL TEAMS

MOST POWER PLAY GOALS

3 - 4/21/06 in 1st of 4-3 win vs. San Jose

AT HOME:

3 - 4/21/06 in 1st of 4-3 win vs. San Jose

ON ROAD:

1 - 21 times, last: 8/7/20 in 2nd of 4-3 loss at Arizona*

MOST POWER PLAY CHANCES

5 - 4/23/06 in 3rd of 3-0 loss vs. San Jose

AT HOME:

5 - 4/23/06 in 3rd of 3-0 loss vs. San Jose

ON ROAD:

3 - five times, last: 5/12/17 in 3rd of 3-2 win at Anaheim

MOST POWER PLAY GOALS AGAINST

3 - 4/23/06 in 1st of 3-0 loss vs. San Jose

AT HOME:

3 - 4/23/06 in 1st of 3-0 loss vs. San Jose

ON ROAD:

2 - three times, last: 4/29/16 in 3rd of 5-2 loss at San Jose

MOST SHORTHANDED GOALS

1 - seven times, last: 5/5/18 in 2nd of 6-2 loss vs. Winnipeg

AT HOME:

1 - four times, last: 5/5/18 in 2nd of 6-2 loss vs. Winnipeg

ON ROAD:

1 - three times, last: 5/7/11 in 1st of 4-3 win at Vancouver

MOST SHORTHANDED SITUATIONS

5 - three times, last: 4/26/10 in 2nd of 5-3 loss vs. Chicago

AT HOME:

5 - three times, last: 4/26/10 in 2nd of 5-3 loss vs. Chicago

ON ROAD:

4 - four times, last: 4/15/11 in 1st of 5-3 loss at Anaheim

MOST SHORTHANDED GOALS AGAINST

1 - six times, last: 8/2/20 in 2nd of 4-3 loss vs. Arizona*

AT HOME:

1 - three times, last: 8/2/20 in 2nd of 4-3 loss vs. Arizona*

ON ROAD:

1 - three times, last: 4/30/11 in 2nd of 2-1 OTL loss at Vancouver

PENALTY MINUTES

MOST PENALTY MINUTES

52 - 6/8/17 in 3rd of 6-0 loss at Pittsburgh

AT HOME:

35 - 4/13/07 in 3rd of 5-2 win vs. San Jose

ON ROAD:

52 - 6/8/17 in 3rd of 6-0 loss at Pittsburgh

MOST PENALTY MINUTES, OPPONENT

41 - 4/13/07 in 3rd of 5-2 win vs. San Jose

AT HOME:

41 - 4/13/07 in 3rd of 5-2 win vs. San Jose

ON ROAD:

40 - 4/13/11 in 3rd of 4-1 win at Anaheim

MOST PENALTY MINUTES, BOTH TEAMS

90 - 4/13/07 in 3rd of 6-0 loss at Pittsburgh (NSH 52, PIT 38)

AT HOME:

76 - 4/13/07 in 3rd of 5-2 win vs. San Jose (SJS 41, NSH 35)

ON ROAD:

90 - 6/8/17 in 3rd of 6-0 loss at Pittsburgh (NSH 52, PIT 38)

SHOTS

MOST SHOTS

21 - 5/10/18 in 3rd of 5-1 loss vs. Winnipeg

20 - 8/2/20 in 3rd of 4-3 loss vs. Arizona*

19 - 4/27/18 in 1st of 4-1 loss vs. Winnipeg

19 - 8/5/20 in 1st of 4-1 loss at Arizona*

AT HOME:

21 - 5/10/18 in 3rd of 5-1 loss vs. Winnipeg

20 - 8/2/20 in 3rd of 4-3 loss vs. Arizona*

18 - 4/27/18 in 1st of 4-1 loss vs. Winnipeg

18 - 5/18/17 in 2nd of 3-2 loss vs. Anaheim

18 - 4/30/17 in 2nd of 3-1 win vs. St. Louis

ON ROAD:

19 - 8/5/20 in 1st of 4-1 loss at Arizona*

18 - 5/3/17 in 1st of 4-1 loss at Pittsburgh

17 - 4/27/18 in 1st of 4-3 OTL at Arizona*

17 - 5/12/17 in 2nd of 0T win at Anaheim

17 - 4/19/15 in 2nd of 4-2 loss at Chicago

MOST SHOTS AGAINST

23 - 4/10/04 in 3rd of 3-1 win vs. Detroit

AT HOME:

23 - 4/10/04 in 3rd of 3-1 win vs. Detroit

ON ROAD:

20 - 4/18/08 in 2nd of 2-1 OTL at Detroit

MOST SHOTS BY BOTH TEAMS

34 - 4/29/12 in 2nd of 5-3 loss at Phoenix (PHX 19, NSH 15)

AT HOME:

33 - 4/30/06 in 2nd of 2-1 loss vs. San Jose (SJS 18, NSH 15)

ON ROAD:

34 - 4/29/12 in 2nd of 5-3 loss at Phoenix (PHX 19, NSH 15)

FEWEST SHOTS

3 - six times, last: 5/12/16 in 1st of 5-0 loss at San Jose

AT HOME:

3 - 4/13/04 in 1st of 3-0 win vs. Detroit

ON ROAD:

3 - five times, last: 5/12/16 in 1st of 5-0 loss at San Jose



TEAM (PERIOD) / INDIVIDUAL (CAREER)

SHOTS

LARGEST SHOT ADVANTAGE

16 - 4/17/08 in 1st of 4-1 loss vs. Winnipeg (NSH 20, WPG 4)

AT HOME:

16 - 4/17/08 in 1st of 4-1 loss vs. Winnipeg (NSH 20, WPG 4)

ON ROAD:

15 - 4/27/12 in 3rd of 4-3 OTL at Phoenix (NSH 16, PHX 1)

14 - 5/10/08 in 3rd of 5-1 loss vs. Winnipeg (NSH 21, WPG 7)

LARGEST SHOT DEFICIT

17 - 4/20/08 in 2nd of 3-0 loss vs. Detroit (DET 21, NSH 4)

- 4/18/08 in 2nd of 2-1 OTL at Detroit (DET 20, NSH 3)

AT HOME:

17 - 4/20/08 in 2nd of 3-0 loss vs. Detroit (DET 21, NSH 4)

ON ROAD:

17 - 4/18/08 in 2nd of 2-1 OTL at Detroit (DET 20, NSH 3)

GAMES PLAYED

MOST GAMES PLAYED

75 - Roman Josi, 2012-20

BY DEFENSEMAN:

75 - Roman Josi, 2012-20

MOST GAMES PLAYED AGAINST

20 - Niklas Hjalmarsson (CHI/ARI), 2010-20

GOALS

MOST GOALS

26 - Filip Forsberg, 2015-20

BY DEFENSEMAN:

13 - Shea Weber, 2006-16

MOST GOALS AGAINST

13 - Patrick Marleau (SJS), 2006-16

MOST GAME-WINNING GOALS

3 - Craig Smith, 2011-20

- Viktor Arvidsson, 2016-20

- David Legwand, 2004-12

- James Neal, 2015-17

ASSISTS

MOST ASSISTS

28 - Ryan Johansen, 2016-20

BY DEFENSEMAN:

27 - Ryan Ellis, 2011-20

MOST ASSISTS AGAINST

16 - Joe Thornton (SJS), 2006-16

POINTS

MOST POINTS

49 - Filip Forsberg (26g-23a), 2015-20

BY DEFENSEMAN:

36 - Roman Josi (10g-26a), 2012-20

MOST POINTS AGAINST

19 - Patrick Marleau (SJS, 13g-6a), 2006-16

SPECIAL TEAMS

MOST POWER PLAY GOALS

6 - Filip Forsberg, 2015-20

- Colin Wilson, 2010-17

BY DEFENSEMAN:

5 - Shea Weber, 2006-16

MOST POWER PLAY POINTS

13 - Filip Forsberg (6g-7a), 2015-20

BY DEFENSEMAN:

11 - P.K. Subban (4g-7a), 2017-19

MOST SHORTHANDED GOALS

3 - David Legwand, 2004-12

MOST SHORTHANDED POINTS

4 - David Legwand (3g-1a), 2004-12

SHOTS

MOST SHOTS

233 - Roman Josi, 2012-20

BY DEFENSEMAN:

233 - Roman Josi, 2012-20

PENALTY MINUTES

MOST PENALTY MINUTES

68 - Mattias Ekholm, 2011-20

BY DEFENSEMAN:

68 - Mattias Ekholm, 2011-20

GOALTENDING

MOST GAMES PLAYED

89 - Pekka Rinne, 2010-20

MOST MINUTES PLAYED

5308 - Pekka Rinne, 2010-20

MOST WINS

45 - Pekka Rinne, 2010-20

MOST LOSSES

44 - Pekka Rinne, 2010-20

MOST GOALS ALLOWED

220 - Pekka Rinne, 2010-20

LOWEST GOALS-AGAINST AVERAGE (min. 4 GP)

2.47 - Tomas Vokoun, 2004-07

HIGHEST SAVE PERCENTAGE (min. 4 GP)

.938 - Dan Ellis, 2008

MOST SHUTOUTS

5 - Pekka Rinne, 2010-20

MOST ASSISTS

6 - Pekka Rinne, 2010-20

MOST POINTS

6 - Pekka Rinne, 2010-20

MOST PENALTY MINUTES

4 - Pekka Rinne, 2010-20



INDIVIDUAL PLAYOFF RECORDS – SEASON

GOALS

MOST GOALS

9	- Filip Forsberg, 2017
7	- Filip Forsberg, 2018 - Joel Ward, 2011
6	- Roman Josi, 2017 - James Neal, 2017 - Colton Sissons, 2017 - David Legwand, 2011

BY DEFENSEMAN:

6	- Roman Josi, 2017
5	- Ryan Ellis, 2017
3	- Mattias Ekholm, 2016 - Shea Weber, 2016 - Shea Weber, 2011

BY ROOKIE:

4	- Filip Forsberg, 2015
3	- Frederick Gaudreau, 2017

MOST GOALS AT HOME

6	- Filip Forsberg, 2017 - Roman Josi, 2017 - Ryan Johansen, 2018
4	- Colton Sissons, 2017 - Colin Wilson, 2015 - Filip Forsberg, 2015 - David Legwand, 2011 - J-P Dumont, 2007

BY DEFENSEMAN:

6	- Roman Josi, 2017
2	- Ryan Ellis, 2017 - Shea Weber, 2016 - Shea Weber, 2010

BY ROOKIE:

4	- Filip Forsberg, 2015
2	- Frederick Gaudreau, 2017

MOST GOALS ON ROAD

5	- Filip Forsberg, 2018
4	- James Neal, 2017 - Joel Ward, 2011

BY DEFENSEMAN:

3	- Ryan Ellis, 2017 - Shea Weber, 2017
---	--

BY ROOKIE:

2	- Pontus Aberg, 2017
---	----------------------

MOST GAME-WINNING GOALS

2	- James Neal, 2017 - Colton Sissons, 2017 - Frederick Gaudreau, 2017 - Shea Weber, 2016 - David Legwand, 2012
---	---

LONGEST GOAL-SCORING STREAK

4	- Filip Forsberg (4g), 5/12/17-5/18/17
3	- Viktor Arvidsson (3g), 4/2/20-4/7/20 - P.K. Subban (3g), 4/29/16-5/3/16 - Austin Watson (3g), 4/12/18-4/16/18 - Ryan Ellis (3g), 4/28/17-5/2/17 - Joel Ward (4g), 5/3/11-5/7/11

ASSISTS

MOST ASSISTS

10	- Viktor Arvidsson, 2017 - Mattias Ekholm, 2017 - Ryan Johansen, 2017 - P.K. Subban, 2017
----	--

BY DEFENSEMAN:

10	- Mattias Ekholm, 2017 - P.K. Subban, 2017
8	- Ryan Ellis, 2017 - Roman Josi, 2017 - Roman Josi, 2016

BY ROOKIE:

3	- Pontus Aberg, 2017
---	----------------------

MOST ASSISTS AT HOME

7	- Viktor Arvidsson, 2017
6	- Ryan Ellis, 2017
5	- Mattias Ekholm, 2017 - Ryan Ellis, 2016

BY DEFENSEMAN:

6	- Ryan Ellis, 2017
5	- Mattias Ekholm, 2017 - Ryan Ellis, 2016

BY ROOKIE:

2	- Pontus Aberg, 2017 - Calle Jarnkrok, 2015 - Gabriel Bourque, 2012 - Dan Hamhuis, 2004
---	--

MOST ASSISTS ON ROAD

7	- Ryan Johansen, 2017
6	- P.K. Subban, 2017 - Ryan Johansen, 2018 - Roman Josi, 2016

BY DEFENSEMAN:

7	- P.K. Subban, 2017
6	- Roman Josi, 2016

BY ROOKIE:

1	- seven times, last: Pontus Aberg, 2017
---	---

LONGEST ASSIST STREAK

5	- Ryan Johansen (6a), 4/13/17-4/26/17
4	- Ryan Johansen (4a), 8/12/20-8/17/20 - Ryan Ellis (5a), 4/17/17-4/28/17 - Mattias Ekholm (6a), 5/17/17-5/14/17 - Roman Josi (5a), 4/29/16-5/5/16 - Alexander Radulov (4a), 4/13/12-4/20/12

POINTS

MOST POINTS

16	- Filip Forsberg (7g-9a), 2018
14	- Filip Forsberg (9g-7a), 2017 - Ryan Johansen (5g-9a), 2018 - Roman Josi (6g-8a), 2017

BY DEFENSEMAN:

14	- Roman Josi (6g-8a), 2017
13	- Ryan Ellis (5g-8a), 2017 - P.K. Subban (2g-10a), 2017 - Mattias Ekholm (1g-10a), 2017

BY ROOKIE:

6	- Filip Forsberg (4g-2a), 2015
5	- Pontus Aberg (2g-3a), 2017

MOST POINTS AT HOME

10	- Filip Forsberg (6g-4a), 2017
9	- Viktor Arvidsson (2g-7a), 2017 - Roman Josi (6g-3a), 2017 - Ryan Ellis, 2016

BY DEFENSEMAN:

9	- Roman Josi (6g-3a), 2017
8	- Ryan Ellis (2g-6a), 2017

BY ROOKIE:

5	- Filip Forsberg (4g-1a), 2015
---	--------------------------------

MOST POINTS ON ROAD

10	- Filip Forsberg (5g-5a), 2018
9	- Ryan Johansen (2g-7a), 2017
8	- P.K. Subban (1g-7a), 2017

BY DEFENSEMAN:

8	- P.K. Subban (1g-7a), 2017
6	- Roman Josi (6a), 2016

BY ROOKIE:

3	- Pontus Aberg (2g-1a), 2017
---	------------------------------

LONGEST POINT STREAK

7	- Filip Forsberg (5g-3a), 5/17/17-5/22/17 - Ryan Ellis (4g-5a), 4/15/17-5/2/17 - Colin Wilson (4g-5a), 4/27/16-5/19/16
6	- Austin Watson (4g-3a), 4/12/18-4/22/18
5	- five times, last: Ryan Johansen (1g-6a) & Filip Forsberg (3g-3a), 4/13/17-4/26/17

SPECIAL TEAMS

MOST POWER PLAY GOALS

4	- P.K. Subban, 2018 - Colin Wilson, 2015
---	---

BY DEFENSEMAN:

4	- P.K. Subban, 2018
2	- Roman Josi, 2017 - Ryan Ellis, 2017 - Shea Weber, 2011

BY ROOKIE:

1	- Kevin Fiala, 2017 - Filip Forsberg, 2015 - Shea Weber, 2006
---	---

MOST POWER PLAY POINTS

6	- Filip Forsberg (1g-5a), 2018 - Ryan Johansen (1g-5a), 2018 - P.K. Subban (6a), 2017 - Paul Kariya (2g-4a), 2006
---	--

BY DEFENSEMAN:

6	- P.K. Subban (6a), 2017
5	- P.K. Subban (4g-1a), 2018 - Roman Josi (3g-3a), 2017

BY ROOKIE:

2	- Filip Forsberg (1g-1a), 2015
---	--------------------------------

MOST SHORTHANDED GOALS

2	- David Legwand, 2011
---	-----------------------

MOST SHORTHANDED POINTS

2	- David Legwand (2a), 2011
---	----------------------------

SHOTS

MOST SHOTS

76	- Roman Josi, 2017
----	--------------------

BY DEFENSEMAN:

76	- Roman Josi, 2017
----	--------------------

BY ROOKIE:

24	- Viktor Arvidsson, 2016
----	--------------------------

PENALTY MINUTES

MOST PENALTY MINUTES

38	- Mattias Ekholm, 2017
----	------------------------

BY DEFENSEMAN:

38	- Mattias Ekholm, 2017
----	------------------------

BY ROOKIE:

19	- Alexander Radulov, 2007
----	---------------------------

PLUS/MINUS

HIGHEST PLUS/MINUS

+14	- Filip Forsberg, 2017
-----	------------------------

BY DEFENSEMAN:

+7	- Francis Bouillon, 2012
----	--------------------------

BY ROOKIE:

+2	- five times, last: Dante Fabbro, 2019
----	--

GOALTENDING

MOST GAMES PLAYED

22	- Pekka Rinne, 2017
----	---------------------

MOST CONSECUTIVE GAMES PLAYED

22	- Pekka Rinne, 4/13/17-6/8/17
----	-------------------------------

MOST CONSECUTIVE STARTS

22	- Pekka Rinne, 4/13/17-6/8/17
----	-------------------------------

MOST MINUTES PLAYED

1289	- Pekka Rinne, 2017
------	---------------------

MOST WINS

14	- Pekka Rinne, 2017
----	---------------------

MOST CONSECUTIVE WINS

5	- Pekka Rinne, 4/13/17-4/26/17
---	--------------------------------

MOST LOSSES

8	- Pekka Rinne, 2017
---	---------------------

MOST CONSECUTIVE LOSSES

4	- Chris Mason, 4/23/06-4/30/06
---	--------------------------------

MOST GOALS ALLOWED

42	- Pekka Rinne, 2017
----	---------------------

LOWEST GOALS-AGAINST AVERAGE (min. 4 GP)

1.06	- Juse Saros, 2018
------	--------------------

HIGHEST SAVE PERCENTAGE (min. 4 GP)

.952	- Juse Saros, 2018
------	--------------------

MOST SHUTOUTS

2	- Pekka Rinne, 2018 - Pekka Rinne, 2017
---	--

LONGEST SHUTOUT STREAK

14:05	- Pekka Rinne, 4/13/17-4/18/17
-------	--------------------------------

MOST ASSISTS/POINTS

3	- Pekka Rinne (3a), 2017
---	--------------------------

MOST PENALTY MINUTES

2	- Juse Saros, 2019 - Pekka Rinne, 2018 - Pekka Rinne, 2012 - Tomas Vokoun, 2007
---	--



INDIVIDUAL PLAYOFF RECORDS – SERIES

GOALS

MOST GOALS

5 - Filip Forsberg, 2017 WCF vs. ANA
- Colin Wilson, 2015 WCO vs. CHI

BY DEFENSEMAN:

4 - P.K. Subban, 2018 WCS vs. WPG

BY ROOKIE:

4 - Filip Forsberg, 2015 WCO vs. CHI

MOST GOALS BY OPPONENT

7 - Mark Scheifele, 2018 WCS vs. WPG
- Patrick Marleau, 2006 WCO vs. SJS

MOST GOALS AT HOME

4 - Filip Forsberg, 2015 WCO vs. CHI
- Colin Wilson, 2015 WCO vs. CHI
- J-P Dumont, 2007 WCO vs. SJS

BY DEFENSEMAN:

2 - P.K. Subban, 2018 vs. WPG
- Roman Josi, 2017 WCO vs. CHI
- Roman Josi, 2017 WCS vs. STL
- Ryan Ellis, 2017 WCS vs. STL
- Shea Weber, 2010 WCO vs. CHI

BY ROOKIE:

4 - Filip Forsberg, 2015 WCO vs. CHI

MOST GOALS ON ROAD

3 - Filip Forsberg, 2018 WCS vs. WPG
- James Neal, 2015 WCO vs. CHI
- Shea Weber, 2011 WCO vs. ANA
- Martin Erat, 2010 WCO vs. CHI

BY DEFENSEMAN:

3 - Shea Weber, 2011 WCO vs. ANA

BY ROOKIE:

1 - eight times, last: Frederick Gaudreau, 2017 SCF vs. PIT

MOST GAME-WINNING GOALS

2 - Frederick Gaudreau, 2017 SCF vs. PIT

ASSISTS

MOST ASSISTS

7 - Filip Forsberg, 2018 WCS vs. WPG

BY DEFENSEMAN:

5 - Mattias Ekholm, 2018 WCO vs. COL
- Mattias Ekholm, 2017 WCF vs. ANA
- Roman Josi, 2016 WCS vs. SJS

BY ROOKIE:

2 - seven times, last: Pontus Aberg, 2017 WCF vs. ANA

MOST ASSISTS BY OPPONENT

9 - Blake Wheeler, 2018 WCS vs. WPG

MOST ASSISTS AT HOME

4 - Filip Forsberg, 2018 WCS vs. WPG
- Ryan Ellis, 2016 WCS vs. SJS
- Paul Kariya, 2016 WCO vs. SJS

BY DEFENSEMAN:

4 - Ryan Ellis, 2016 WCS vs. SJS

BY ROOKIE:

2 - Calle Jankrok, 2015 WCO vs. CHI
- Dan Hamhuis, 2004 WCO vs. DET

MOST ASSISTS ON ROAD

5 - Ryan Johansen, 2018 WCS vs. WPG

BY DEFENSEMAN:

3 - Mattias Ekholm, 2017 WCF vs. ANA
- Roman Josi, 2016 WCS vs. SJS
- Roman Josi, 2016 WCO vs. ANA
- Ryan Suter, 2012 WCS vs. PHX

BY ROOKIE:

1 - eight times, last: Pontus Aberg, 2017 WCO vs. CHI

POINTS

MOST POINTS

10 - Filip Forsberg (3g-7a), 2018 WCS vs. WPG
9 - Ryan Johansen (3g-6a), 2018 WCS vs. WPG
8 - Colin Wilson (3g-5a), 2016 WCS vs. SJS
- Joel Ward (4g-4a), 2011 WCS vs. VAN

BY DEFENSEMAN:

6 - Roman Josi (1g-5a), 2016 WCS vs. SJS

BY ROOKIE:

6 - Filip Forsberg (4g-2a), 2015 WCO vs. CHI

MOST POINTS ON ROAD

6 - Filip Forsberg (3g-3a), 2018 WCS vs. WPG

BY DEFENSEMAN:

5 - Shea Weber (3g-2a), 2011 WCO vs. ANA

BY ROOKIE:

1 - 16 times, last: Pontus Aberg (1g) & Frederick Gaudreau (1g) in 2017 SCF vs. PIT

SPECIAL TEAMS

MOST POWER PLAY GOALS

4 - P.K. Subban, 2018 WCS vs. WPG
- Colin Wilson, 2015 WCO vs. CHI

BY DEFENSEMAN:

4 - P.K. Subban, 2018 WCS vs. WPG

BY ROOKIE:

1 - Filip Forsberg, 2015 WCO vs. CHI
- Shea Weber, 2006 WCO vs. SJS

MOST POWER PLAY POINTS

5 - P.K. Subban (4g-1a), 2018 WCS vs. WPG

BY ROOKIE:

2 - Filip Forsberg (1g-1a), 2015 WCO vs. CHI

MOST SHORTHANDED GOALS

2 - David Legwand, 2011 WCS vs. VAN

MOST SHORTHANDED POINTS

2 - David Legwand (2g), 2011 WCS vs. VAN

SHOTS

MOST SHOTS

34 - Filip Forsberg, 2018 WCS vs. WPG

BY DEFENSEMAN:

25 - Roman Josi, 2018 WCO vs. COL
- Roman Josi, 2016 WCS vs. SJS

BY ROOKIE:

22 - Filip Forsberg, 2015 WCO vs. CHI

PENALTY MINUTES

MOST PENALTY MINUTES

28 - Scott Hartnell, 2007 WCO vs. SJS

BY DEFENSEMAN:

20 - Barret Jackman, 2016 WCS vs. SJS

BY ROOKIE:

19 - Alexander Radulov, 2007 WCO vs. SJS

PLUS/MINUS

HIGHEST PLUS/MINUS

+9 - Mattias Ekholm, 2018 WCO vs. COL

BY DEFENSEMAN:

+9 - Mattias Ekholm, 2018 WCO vs. COL

BY ROOKIE:

+5 - Gabriel Bourque, 2012 WCO vs. DET

GOALTENDING

MOST GAMES PLAYED

7 - Pekka Rinne, 2018 WCS vs. WPG
- Pekka Rinne, 2016 WCS vs. SJS
- Pekka Rinne, 2016 WCO vs. ANA

MOST GAMES PLAYED

449 - Pekka Rinne, 2016 WCS vs. SJS

MOST WINS

4 - seven times, last: Pekka Rinne, 2018 WCO vs. COL

MOST WINS

4 - 12 times, last: Pekka Rinne, 2019 WCO vs. DAL

MOST GOALS ALLOWED

21 - Pekka Rinne, 2018 WCS vs. WPG
- Pekka Rinne, 2016 WCS vs. SJS



INDIVIDUAL PLAYOFF RECORDS – GAME/PERIOD

GOALS

MOST GOALS

- 3 - Colton Sissons, 5/22/17 vs. Anaheim
 - Filip Forsberg, 4/23/15 vs. Chicago
 2 - 24 times, last: Filip Forsberg, 8/2/20 vs. ARI*

BY DEFENSEMAN:

- 2 - Roman Josi, 4/20/17 vs. Chicago

BY ROOKIE:

- 3 - Filip Forsberg, 4/23/15 vs. Chicago
 2 - Gabriel Bourque, 4/11/12 vs. Detroit
 - Alexander Radulov, 4/11/07 vs. San Jose

MOST GOALS BY OPPONENT

- 3 - Patrick Marleau, 4/27/06 at San Jose

ASSISTS

MOST ASSISTS

- 4 - Paul Kariya, 4/21/06 vs. San Jose

BY DEFENSEMAN:

- 2 - 27 times, last: Ryan Ellis, 8/17/20 at Arizona*

BY ROOKIE:

- 2 - Pontus Aberg, 5/22/17 vs. Anaheim
 - Dan Hanhuis, 4/13/04 vs. Detroit

MOST ASSISTS BY OPPONENT

- 3 - seven times, last: Jamie Benn, 4/20/19 vs. Dallas

POINTS

MOST POINTS

- 4 - Paul Kariya (4a), 4/21/06 vs. San Jose
 3 - 15 times, last: Viktor Arvidsson (2g-1a) & Filip Forsberg (1g-2a), 5/7/18 at Winnipeg

BY DEFENSEMAN:

- 3 - Roman Josi (1g-2a), 6/3/17 vs. Pittsburgh
 - P.K. Subban (1g-2a), 4/26/17 at St. Louis

BY ROOKIE:

- 3 - Filip Forsberg (3a), 4/23/15 vs. Chicago

MOST POINTS BY OPPONENT

- 3 - 29 times, last: Paul Stastny (2g-1a), 5/10/18 vs. Winnipeg

SPECIAL TEAMS

MOST POWER PLAY GOALS

- 2 - Filip Forsberg, 8/2/20 vs. Arizona*

MOST POWER PLAY GOALS AGAINST

- 2 - Ryan Kesler, 5/3/11 vs. Vancouver
 - Patrick Marleau, 4/27/06 at San Jose

MOST SHORTHANDED GOALS

- 1 - seven times, last: Ryan Johansen, 5/5/18 vs. Winnipeg

MOST SHORTHANDED GOALS AGAINST

- 1 - six times, last: Michael Grabner, 8/2/20 vs. Arizona*

PENALTY MINUTES

MOST PENALTY MINUTES

- 22 - Jordan Tootoo, 4/20/11 vs. Anaheim

BY DEFENSEMAN:

- 14 - Barret Jackman, 4/29/16 vs. San Jose

BY ROOKIE:

- 15 - Alexander Radulov, 4/13/07 vs. San Jose

MOST PENALTY MINUTES BY OPPONENT

- 17 - Mike Grier, 4/13/07 vs. San Jose

GOALTENDING

MOST SAVES

- 52 - Dan Ellis, 4/18/08 at Detroit

MOST GOALS ALLOWED

- 6 - twice, last: Pekka Rinne, 5/5/18 vs. Winnipeg

MOST PENALTY MINUTES

- 2 - four times, last: Jussi Saros, 4/11/19 at Dallas

MOST SAVES AGAINST

- 50 - Scott Darling, 4/21/15 at Chicago

MOST ASSISTS

- 2 - Pekka Rinne, 4/15/17 at Chicago

GOALS

MOST GOALS

- 2 - 11 times, last: Filip Forsberg, 4/12/18 in 3rd vs. Colorado

MOST GOALS BY OPPONENT

- 2 - nine times, last: Alexander Radulov, 4/20/19 in 2nd vs. Dallas

ASSISTS

MOST ASSISTS

- 3 - Paul Kariya, 4/21/06 in 1st vs. San Jose

MOST ASSISTS BY OPPONENT

- 3 - Jamie Benn, 4/20/19 in 2nd vs. Dallas

MOST POINTS

MOST POINTS

- 3 - Paul Kariya (3a), 4/21/06 in 1st vs. San Jose

MOST POINTS BY OPPONENT

- 3 - four times, last: Jamie Benn (3a), 4/20/19 in 2nd vs. Dallas

SPECIAL TEAMS

MOST POWER PLAY GOALS

- 1 - 56 times, last: Matt Duchene, 8/7/20 in 2nd at Arizona*

MOST POWER PLAY GOALS AGAINST

- 2 - Patrick Marleau, 4/27/06 in 2nd at San Jose

MOST SHORTHANDED GOALS

- 1 - seven times, last: Ryan Johansen, 5/5/18 in 2nd vs. Winnipeg

MOST SHORTHANDED GOALS AGAINST

- 1 - six times, last: Michael Grabner, 8/2/20 in 2nd vs. Arizona*

SHOTS

MOST SHOTS

- 7 - Roman Josi, 8/7/20 in 3rd at Arizona*

MOST GOALS BY OPPONENT

- 6 - Henrik Zetterberg, 4/15/12 in 3rd at Detroit
 - Patrick Marleau, 4/11/07 in 1st vs. San Jose
 - Brett Hull, 4/11/04 in 3rd vs. Detroit

PENALTY MINUTES

MOST PENALTY MINUTES

- 22 - Jordan Tootoo, 4/20/11 in 3rd vs. Anaheim

MOST PENALTY MINUTES BY OPPONENT

- 16 - Andrew Shaw, 4/23/15 in 3rd vs. Chicago

GOALTENDING

MOST SAVES

- 22 - Tomas Vokoun, 4/11/04 in 3rd vs. Detroit

MOST SAVES AGAINST

- 21 - Connor Hellebuyck, 5/10/18 in 3rd vs. Winnipeg
 20 - Connor Hellebuyck, 5/10/18 in 3rd vs. Winnipeg
 19 - Darcy Kuemper, 8/5/20 in 1st at Arizona*

MOST GOALS ALLOWED

- 4 - four times, last: Pekka Rinne, 4/17/19 in 1st at Dallas



MEDIA INFORMATION





NASHVILLE PREDATORS COMMUNICATIONS

PRESS INFORMATION

Inquiries about the Predators may be directed to Kevin Wilson (kwilson@nashvillepredators.com; 615-770-2335), Nick Barnowski (nbarnowski@nashvillepredators.com; 615-770-2126) or Emily Polanowicz (epolanowicz@nashvillepredators.com; 615-770-2347) of the club's communications department.

CREDENTIALS

In order to properly maintain social distancing, we will be operating under considerable space restrictions in the press box this season. The Predators will not be issuing full-season credentials and all media members must apply for credentials on a game-by-game basis. To do so, please email Nick Barnowski with your request NO LATER THAN 10 a.m. CT the day prior to the game in question.

An RSVP will be required for training camp practices, morning skates and practices as well. Please email Nick Barnowski with your request NO LATER THAN 5 p.m. CT the day prior to the morning skate or practice in question.

MEDIA ENTRY & ACCESS TO BRIDGESTONE ARENA

Media members will continue to access Bridgestone Arena through the entrance located on the ground floor of the Sixth Avenue garage. Media members can enter the building 15 minutes before practices and morning skates and 30 minutes before warmups for games. Prior to arrival at Bridgestone Arena, media members are strongly urged to check their own symptoms. If you do not feel well, we ask that you please stay home and inform a Predators Communications staff member that you will not be attending the event in question.

Following successful completion of the health screening procedures, you will take the nearest elevator up to Level 4 and proceed to the press box area in sections 310-312. This area houses the press box, media lounge, and men's and women's restrooms.

PHOTOGRAPHERS

Credentials for photographers will also be processed on a game-by-game basis. Please submit your request to BOTH Nick Barnowski and John Russell (john.a.russell@vanderbilt.edu) NO LATER THAN 10 a.m. CT the day prior to the game in question.

Space will be limited, with both spots on the glass and at elevated positions on the 100-level available for use each game. All photographers must access their designated photo spot from the 100-level concourse, work only from that spot and only leave their position to use the restroom or leave the arena.

PRESS BOX & RADIO/TV BOOTHS

The Bridgestone Arena press box is located in Sections 310 (television and radio broadcasts), 311 (home and visiting beat writers) and 312 (local TV crews, scouts, other media), and can be reached from the event level by taking the elevators/freight elevator near the Zamboni entrance to Level 4. Proceed to your left out of the elevators, and the press box is three sections down.

WIRELESS INTERNET SERVICE

Wireless internet is available to media throughout Bridgestone Arena. The password can be obtained through the Predators communications staff. For technical assistance, please contact Michael Paul (mpaul@nashvillepredators.com; 615-770-2196).

NASHVILLE PREDATORS PRESSBOX PAGE

NashvillePredators.com/Pressbox is a media resource page which contains team publications; in-game and postgame notes, quotes and audio files; online news links; daily stats reports and game notes; and other valuable information. Access to the site is available through the Predators communications department.

NON-GAME DAY MEDIA REQUESTS

All media availabilities and interviews will be done on Zoom or through a phone call. It is important that you communicate directly with a Predators Communications representative with your interview requests in a timely manner. We will make every effort to make requested players available following practices or on off days. All one-on-one interviews must be facilitated through a member of the Predators Communications staff.

POSTGAME

In accordance with NHL media regulations, all postgame interviews will be completed via Zoom approximately 10 minutes after the conclusion of the game. We will make every effort to accommodate postgame requests, but players will be chosen as the discretion of the Predators Communications staff and one-on-one interviews postgame will not be facilitated.

Head Coach John Hynes will hold his postgame press conference via Zoom at the conclusion of all player availabilities. Links to join the Zoom interviews will be emailed out by our staff prior to the end of each game.

MEDIA HOSPITALITY

Due to health and safety precautions, we will no longer offer light refreshments and beverages at morning skates. Complimentary pre-packaged dinner, snacks and beverages will be available for media members to pick up in the upstairs media lounge on game nights. A maximum of two media members will be allowed in the lounge at one time, and we ask that you return to your seat to consume.

BETWEEN-PERIOD TV INTERVIEWS

Requests are to be made before or during the morning skate. A communications representative will be on hand to assist with all requests.

INJURY REPORTS

Predators General Manager David Poile, Head Coach John Hynes and communications personnel are the only Predators representatives who will offer comments on player injuries or injury updates.



ARENA & GAME-NIGHT INFORMATION

MISCELLANEOUS

Executive Offices:	Bridgestone Arena Corner of Sixth Avenue & Broadway (501 Broadway)
Home Ice:	Bridgestone Arena
Seating Capacity:	17,159
Press Box:	Sixth Avenue side
Television Facilities:	Sixth Avenue side
Radio Facilities	Sixth Avenue side
Media Entrance:	Sixth Avenue garage
Rink Dimensions:	200 feet x 85 feet
Ends and Sides of Rink:	Athletica Acrylic Glass; corners - 8 feet, sides - 6 feet
Club Colors:	Navy Blue and Predators Gold
Television Outlet:	FOX Sports Tennessee (Nashville Xfinity channel 1250)
Radio Outlets:	WPRT-FM 102.5 The Game
Press Box Phone:	615-770-2165

GUEST EXPERIENCE DEPARTMENT

The Nashville Predators Guest Experience Department is dedicated to serving Predators fans and ensuring that the Predators experience is a positive one. Please feel free to email Guest Experience at predators@nashvillepredators.com, visit them at the AT&A Fan Information Center located behind Section 103 near the Bridgestone Arena Meeting Rooms, outside Section 331 or phone them at 615-770-2355.

TICKET INFORMATION/BOX OFFICE

The Nashville Predators Box Office can be reached at 615-770-2040 and is open on the Bridgestone Arena plaza Monday-Saturday from 10 a.m.-5 p.m. CT.

NASHVILLEPREDATORS.COM

NashvillePredators.com is the one-stop shop for all Preds info - player news, postgame interviews, ticket specials and more. The team's official website offers an unparalleled selection of video features, game highlights and game analysis not available anywhere else.

The fan on the go can take the Preds with them on their mobile device by using the NHL app and favoriting the Nashville Predators, available in both the Apple App Store and Google Play Store. Fans can also expand their access to the Preds by following on Facebook ([facebook.com/NashvillePredators](https://www.facebook.com/NashvillePredators); [facebook.com/BridgestoneArena](https://www.facebook.com/BridgestoneArena)), Twitter (@PredsNHL; @BrdgstoneArena) and Instagram (@PredsNHL; @BridgestoneArenaOfficial).

ADA ACCESSIBLE PARKING AND SEATING

There is limited ADA parking in Bridgestone Arena's Sixth Avenue Garage (located on the corner of Sixth Avenue and Demonbreun) with a permit. The Sixth Avenue Garage will open two hours before the doors open. There is ADA seating available in every price range. Sitting in an ADA-designated seat without a ticket for that seat is strictly prohibited. All Bridgestone Arena restrooms are wheelchair accessible. For convenience, there are unisex accessible restrooms located throughout Bridgestone Arena at Sections 103, 109, 111, 117, 216, 312 and 322.

ATM MACHINES

ATM machines are located in the main concourse lobby to the right of the AT&T Fan Information Center entrance, behind Section 305 and at the Nissan SoBro Entrance.

TICKET WILL CALL

Located inside the main entrance to Bridgestone Arena at Fifth Avenue and Broadway.

SAFETY AND COURTESY

There is serious risk and danger incidental to the game of hockey. Injury due to flying pucks and sticks that leave the playing area can happen at any point during the game, even during warm-ups. In order to keep play visible for those seated, all guests are asked to cooperate with ushers holding "Puck in Play" signs and wait for stoppages in play before leaving or returning to the seating area.

LOST AND FOUND

The Bridgestone Arena Lost and Found is located at the AT&T Fan Information Center behind Section 104 near the Bridgestone Arena Conference Rooms during games. After events, please call the security office (615-770-2050).

MERCHANDISE

Nashville Locker Room is located on Fifth Avenue side of the building, across from Walk of Fame Park, and additional merchandise kiosks are located throughout the building. It is open Monday-Saturday, 10 a.m.-7 p.m. on non-game days, and on game days open through the end of the game. Call 615-770-2402 or visit NashvilleLockerRoom.com for more information.

SEATING

Patrons 24 months and older are required to have a ticket. Exit/re-entry into Bridgestone Arena is strictly prohibited.

- Smoking is prohibited and against the law inside Bridgestone Arena. Guests wishing to smoke may do so on the fourth level parking garage near Section 313 or through the main doors outside section 120 once the event starts.
- Patrons must be ready to show their seat location to the usher each time they re-enter the seating area.

GENERAL



- Selling tickets on Bridgestone Arena property is against the law.
- Backpacks and large bags are not permitted. All items brought into Bridgestone Arena are subject to an X-ray search.
- Bottles, cans, food, beverages, coolers, laser pointers, beach balls, frisbees, shoes with wheels, noise makers, megaphones, voice amplification devices, fireworks, illegal items, drugs and alcohol, video cameras, still cameras with lenses larger than 200 mm, weapons and dangerous devices of any kind are all strictly prohibited in Bridgestone Arena. All guests found with any of these items will be subject to ejection from the building.
- Banners over 2'x3' are prohibited, and no banners can be attached to any part of the building.
- Intoxicated patrons will not be allowed into Bridgestone Arena and will be subject to ejection if found inside the building.
- All fans in Bridgestone Arena must be properly dressed at all times. Shirts and shoes are required at all times and clothing which include profanity are prohibited. Fans dressed inappropriately will be subject to ejection from the facility.



2020 BRIDGESTONE NHL WINTER CLASSIC

The Nashville Predators took part in one of the NHL's signature events during the 2019-20 season - the 2020 Bridgestone NHL Winter Classic, held on New Year's Day at the Cotton Bowl in Dallas, Texas, against the Dallas Stars.

Despite a 4-2 loss on the ice that featured Nashville goals by Matt Duchene and Dante Fabbro and a penalty-shot save by Pekka Rinne, it was an event to remember for the entire Predators organization. Attendance for the game was 85,630, the second-largest crowd to ever watch an NHL game, with more than 20,000 sporting Predators Gold, the highest total the League has ever seen from a visiting team for an outdoor game. In addition to the wave of Predators fans in the Cotton Bowl stands, the organization also took every employee and their families to the game to complete a once-in-a-lifetime road trip.





2016 NHL ALL-STAR WEEKEND

NASHVILLE HOSTS THE 2016 NHL ALL-STAR WEEKEND

On Oct. 17, 2014, the National Hockey League announced that the Nashville Predators and Bridgestone Arena had been selected to host the 2016 NHL All-Star Weekend, the League's multi-day, mid-season showcase. The 2016 NHL All-Star Weekend was held on Jan. 30-31, and included a fan fair, the NHL All-Star Skills competition and the NHL All-Star Game.

The event was packed with many firsts and surprises, from country music stars making an appearance during the All-Star Skills Competition, to a new 3-on-3 format for the All-Star Game. Outside of hockey, the Music City Center hosted the fan fair, and the plaza outside of Bridgestone Arena was home to four days of outdoor concerts in beautiful weather and a stunning red-carpet event that was attended by tens of thousands. It was considered one of, if not the best, NHL All-Star Weekends in League history, with an economic impact of \$25 million for the city.

2016 NHL ALL-STAR WEEKEND QUICK HITS

- It was just the sixth time that the NHL All-Star Game had been hosted in the southern United States and the first time since 2011.
- Country Music Hall of Fame member Vince Gill was named "Mayor of Smashville" for the event and longtime Predators broadcaster Terry Crisp was named "Vice Mayor of Smashville."
- Attendance at Saturday night's All-Star Skills Competition and Sunday's NHL All-Star Game was at a peak of 17,113 people. There were also concerts and Winter Park happening just outside of Bridgestone Arena; combined concert attendance throughout the multi-day event was 59,000 people.
- Along with bringing in numerous fans of the NHL, 5,000 room nights were rented out during the multi-day event for NHL officials, team executives and international media.
- The All-Star Game was the most-watched and highest-rated in NBC's history (1.194 million average; 1.89 million peak).
- Merchandise sales were amongst the best the NHL has ever seen for an All-Star Weekend.
- The Fan Fair, presented by Bridgestone, was held in the Music City Center and provided opportunities for fans to take photos with the Stanley Cup, meeting and getting autographs from players and take part in interactive booths throughout the weekend.
- The Nashville Players had a NHL-high four players participate in the event - Roman Josi, James Neal, Pekka Rinne and Shea Weber.



2016 NHL ALL-STAR WEEKEND DREW UNIVERSAL PRAISE

"One of the things that I know happens in Nashville, Tenn., is that they know how to put on major events, and they do it right. I think Nashville set the bar really, really high... It's going to be very, very hard for the next cities to match what Nashville did here."

- Former Predators Head Coach Barry Trotz

"Nashville glowed Predators gold this weekend, and the whole hockey world got to see it. From the star-studded entertainment to the high-energy arena atmosphere, our city wowed visitors from NHL cities across the continent and did our team proud."

- Jessica Bliss, *Tennessean*





FORD ICE CENTER ANTIOCH



FORD ICE ANTIOCH



Ford Ice Center Antioch, which opened for public use in August 2014, was built as a provision of the June 2012 lease agreement between the city of Nashville and Bridgestone Arena. A component of the public-private partnership between Metro and the Nashville Predators, Ford Ice Center Antioch was built to help continue the growth of hockey and skating in Middle Tennessee. The facility's central location helps generate local economic development, which in turn increases the demand for nearby lodging, dining, shopping and entertainment.

Ford Ice Center Antioch houses two sheets of ice, eight locker rooms, four party rooms and more, providing an opportunity for players of all levels and ages more opportunities to participate in hockey and ice skating. Ford Ice Center Antioch is also connected to a six-acre park; this provides ample outdoor space for dry-land training opportunities for a variety of work outs.

In addition to housing the Predators' youth hockey initiatives such as Get Out and Learn! (G.O.A.L!), Ford Ice Center Antioch is home to the Scott Hamilton Skating Academy. Hamilton, a longtime Franklin, Tenn., resident and Olympic Gold Medalist, helps develop the curriculum, make staffing decisions for the Academy and more.

Ford Ice Center Antioch is also home to youth and adult hockey leagues, public skates and multiple learn-to-skate programs. The facility has also hosted two NHL Prospects Showcase tournaments, with the most recent coming in 2019, offering area hockey fans the chance to see future NHL stars on the Predators, Carolina Hurricanes, Tampa Bay Lightning and Washington Capitals. Ford Ice Center Antioch has also hosted several national USA Hockey adult league tournaments and skating showcases, in addition to national and regional events such as the 2019 NWHL All-Star Weekend and the 2017 U.S. Figure Skating Eastern Great Lakes Regional Figure Skating Championships.



Tenants

Nashville Predators youth and adult hockey; Scott Hamilton Skating Academy; Scott Hamilton Skating Club; Preds Select; Nashville Jr. Predators; Middle Tennessee State University Club Hockey; GNASH (High School Hockey) and 7Element Hockey

Fast Facts

- Two rinks (North Rink, South Rink)
- Eight locker rooms
- Outdoor street hockey area
- Off-ice training space featuring three hockey shooting lanes with synthetic ice, cardio equipment and dry-land training
- Concession stand

Perani's Hockey World

Ford Ice Center Antioch's pro shop is operated by Perani's Hockey World, one of the premier hockey shops in the United States. The Nashville location is Perani's 24th retail store and its first in the southeast. In addition to operating 24 retail stores, Perani's runs an E-commerce business that is one of the largest in North America and is dedicated to offering their customers the best customer service, the lowest prices and largest product selection. It's the Toy Store for the hockey player!



FORD ICE CENTER BELLEVUE



FORD ICE BELLEVUE



Ford Ice Center Bellevue opened to the public in October 2019 and serves as the second ice facility the Predators operate, alongside Ford Ice Center Antioch, which opened five years prior. The facility, located within One Bellevue Place, was created via a partnership with members of the Metro Government of Nashville and Davidson County Office of the Mayor; Sports Authority of the Metropolitan Government of Nashville and Davidson County; and the Metro Board of Parks and Recreation with a goal of continuing to grow the sport of hockey in Middle Tennessee. The development was announced in March 2017 and work began at the site for the first time in June 2018.

The 110,000-square-foot facility - nearly 20,000 square-feet larger than its counterpart in Antioch - is home to two sheets of ice with room for more than 1,000 spectators on one rink and more than 500 on the other. Both rinks feature a state-of-the-art ice plant system by Cimco as well as two brand-new electric Zambonis, the only ones of its kind in Tennessee. The facility is also home to "Draft Picks," a full-service bar and restaurant; a Twice Daily convenience store; a Perani's Hockey World retail outlet; workout space for hockey players and figure skaters; and private party rooms available for rental.

Ford Ice Center Bellevue hosts many youth and adult hockey tournaments as well as tenants that include the Scott Hamilton Skating Academy and the Nashville Jr. Predators AAA hockey program. Staples of the Predators' youth and adult hockey offerings, such as G.O.A.L.L, Little Peds Learn to Play and PREdecessor, are also offered at the facility.

In its first year of existence, Ford Ice Center Bellevue hosted numerous world-class events that have featured teams and athletes from all over the world, including the 2019 Country Classic, which featured four of the NCAA's top 10 women's teams. In addition to the Predators using Ford Ice Center Bellevue as a practice rink in January 2020, it will also serve as a training facility for the 2022 U.S. Figure Skating Championships and hosts the Southeastern College Hockey Conference Tournament each year. Prior to the



COVID-19 pandemic, which shut the facility down for nearly four months, Bellevue was on track to welcome more than 1 million visitors since opening its doors for the first time.

The facility is a finishing touch to an already elaborate development at One Bellevue Place and couldn't have happened without the NHL, NHLPA, the Nashville Predators, the Sports Authority and the city of Bellevue working together to continue the prosperity of an already-thriving Metro Board of Parks and Recreation department.

Tenants

Nashville Predators youth and adult hockey; Scott Hamilton Skating Academy; Scott Hamilton Skating Club; Peds Select; Nashville Jr. Predators; Vanderbilt University Club Hockey; GNASH (High School Hockey) and TEelement Hockey

Fast Facts

- Two rinks (Rink 1, Rink 2)
- Eight locker rooms
- Large off-ice training space with turf, dry-land training and a full weight room
- Twice Daily convenience store
- Draft Picks, a full-service restaurant and bar located on the second floor
- Perani's Hockey World pro shop



MONTGOMERY COUNTY MULTI-PURPOSE EVENT CENTER

Nearly 11 months after the grand opening of Ford Ice Center Bellevue, representatives from the Nashville Predators and Montgomery County broke ground on a new development that will further grow the sport of hockey and bring entertainment to downtown Clarksville, Tenn., for generations to come - the Montgomery County Multi-Purpose Event Center.

Galvanized by the vision of the Mayor of Montgomery County, Jim Durrett, and the Predators organization, led by President and CEO Sean Henry, the Multi-Purpose Event Center is scheduled to open in the fall of 2022.

The Predators will manage the 250,000-square-foot facility and will be responsible for its overall day-to-day operations. Additionally, the Predators will be charged with booking the facility and finding all the appropriate sponsors and partners to bring the venue to life and make it flourish.

The Multi-Purpose Event Center's primary tenant will be Austin Peay State University, whose men's and women's basketball teams will call the facility home. In addition to the facility's main, flexible event space - which will be able to host sporting events, concerts, banquets, conventions, trade shows and other events - the multi-level venue will feature a separate sheet of ice that will be used for youth and adult hockey leagues and figure skating.

The main arena bowl will also be able to add an ice surface, giving it the ability to host hockey tournaments and attract larger on-ice events or competitions much like the existing



Ford Ice Centers in Antioch and Bellevue. Using these ice sheets, the Predators will offer a variety of learn-to-skate programs at the facility, continuing their mission to expose and grow hockey to more Middle Tennessee residents.

It also will contain luxury suites, premium seating, private hospitality space, party rooms and common areas that will have full access to the arena bowl. The Austin Peay men's and women's basketball teams will move their coaches' offices and training facilities to the venue, which will also house their practice courts.

The Multi-Purpose Event Center will hold roughly 6,000 fans for concerts; 5,500 for basketball games; and 5,000 for hockey games. Fans can follow the progress and stay up-to-date on everything relating to the Montgomery County Multi-Purpose Event Center by following @MoCoMPEC on both Twitter and Instagram.





CENTENNIAL SPORTSPLEX

The Thomas Frist Centennial Sportsplex is operated by the Metro Board of Parks and Recreation in Nashville. The facility was made possible by a landmark land exchange between Metro Parks and healthcare provider Hospital Corporation of America (HCA). The city exchanged 10 prime acres adjacent to Centennial Park for \$12 million. The money was used to build the Sportsplex. During the summer of 2014, the ice arena at Centennial Sportsplex underwent major renovations, including replacing the ice coolant systems and installing new dasher boards and glass at Rink B.

The \$20 million, 145,000-square-foot Sportsplex features a tennis center, a fitness center, an aquatics center and two full-size ice rinks. The aquatics center, named after Olympian Tracy Caulkins, has been the site of numerous U.S. Senior and Junior National Swim Meets, the YMCA National Swim Meet and, to date, still holds one of the fastest times ever swam for the men's 50-meter freestyle, set in the inaugural swim meet in February 1990 by Olympian Tom Jager.

The ice arena opened on Jan. 2, 1990, with one sheet, and a second sheet was added on Feb. 1, 1999. It is home to the Nashville Predators' practice facility, the Nashville Youth Hockey League, Nashville Skating Academy and the Nashville Figure Skating Club. The building holds offices for the Predators' coaching staff and hockey operations department, a full dressing room, weight room and an athletic training section.



**222 25th Avenue North
Nashville, TN 37203
(615) 862-8480**

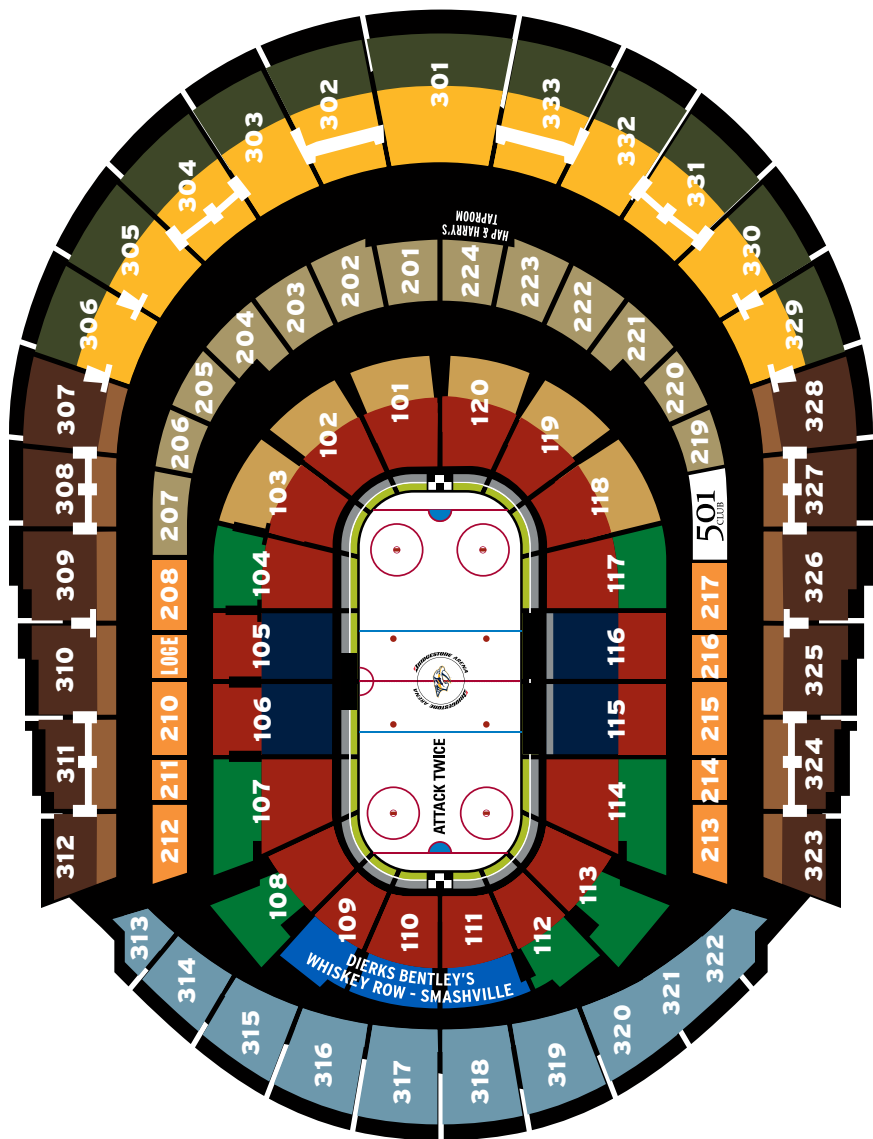
In addition, Centennial Sportsplex hosts adult hockey leagues, figure skating, numerous public sessions, figure skating competitions, ice shows, hockey tournaments and camps. In 1997, it was one of the sites for the USFSA National Championships.

Centennial Sportsplex offers instructional classes in skating, swimming and tennis, as well as public usage in each of those areas. The ice arena and aquatic area also offers special rates for parties, schools and group events. For further information, contact the Centennial Sportsplex at **(615) 862-8490** or visit nashville.gov/sportsplex.





BRIDGESTONE ARENA MAP





PREDATORS NAME, LOGO & SWEATER HISTORY

NASHVILLE PREDATORS™

The Nashville Predators unveiled their logo, a saber-toothed tiger, in Nashville's downtown First American Center on Sept. 25, 1997, 26 years after a fang and foreleg bone of a saber-toothed tiger were found in a cave just below the building's address. In May 1971, excavation began at the downtown Nashville site of what today is the 28-story UBS Tower. Further digging revealed a cave containing the nine-inch fang and a foreleg bone of a saber-toothed tiger, extinct for at least 10,000 years. Radiocarbon tests revealed that it could have possibly been one of the last of its breed to exist. Scientists believe that some time during the last glacial period (15,000-80,000 years ago), part of the cave was the den of the saber-toothed tiger.

The discovery, made in August 1971, marked only the fifth of its kind in North America. For more than 35 years, the prehistoric artifacts were housed in the building above their excavation site, until November 2016, when they were presented to the team for housing inside Bridgestone Arena.

The saber-toothed tiger logo was co-designed by JDK Design of Burlington; Vermont and Dye; and Van Mol & Lawrence of Nashville. The naming of the Predators was a direct reflection of the fans of Nashville and their choice. During the public events and through focus groups and related surveys, fans selected the name "Predators" by a two-to-one margin over the second choice. On Nov. 13, 1997, the saber-toothed tiger logo as unveiled for the first time with the Predators insignia attached to it. A few months later on Feb. 12, 1998, then-Head Coach Barry Trotz and Assistant Coach Paul Gardner unveiled the Predators' inaugural home and away jerseys at Cool Springs Galleria.

On Nov. 21, 2001, the Predators debuted a third jersey with a 4-3 win over the Chicago Blackhawks at Bridgestone Arena. The jersey featured an "animated" saber-toothed logo on the crest and tiger skulls on the shoulders. It was retired following the 2006-07 season.

For the 2007-08 season, the Predators, along with the other 29 teams, introduced the Reebok EDGE Uniform System to future meet the performance demands of the players. The Predators debuted a new third jersey on Nov. 27, 2009 against the St. Louis Blues. The sweaters, which featured a vintage-inspired lace-up front, a subtle checkerboard pattern lining the bottom of the jersey and a bolder and more simplified color scheme, were worn for two seasons and retired ahead of the 2011-12 season, making way for the first logo and color scheme redesign in franchise history.

The logo and uniforms for the 2011-12 season were designed to develop a powerful, long-term brand message and help infuse new life into the Nashville Predators' brand with a more contemporary, aggressive and streamlined logo while still maintaining the basic "Pred Head" concept. A new secondary logo was also designed to represent the state flag of Tennessee and Nashville's Music City heritage, with a guitar pick shape incorporating the three starts of the state's three grand divisions - West, Middle and East. The "Predator Gold" sweaters create a distinct, dominant and bold look that balances traditional elements of classic uniforms with those unique to Nashville - guitar strings in the numbering and lettering, fangs in the neck area and piano keys on the inside of the collars.

Another redesign came for the 2017-18 season as adidas unveiled new ADIZERO authentic NHL jerseys and uniforms for all 31 NHL teams. The lighter, cooler and stronger designed help solidify the team's visual identity within the league by placing more emphasis on the Preds' signature Gold. The adidas design team worked with the Predators on both the home and away uniforms to simplify them and use the signature Gold in a bolder and more prevalent way. In addition, the sleeve numbers were adjusted to include the same six-string graphic motif as the current back numbers.





PREDATORS LOGO & SWEATER HISTORY



On Nov. 13, 1997, the saber-toothed tiger logo was unveiled for the first time. During the inaugural season, the shoulder logo (an 'N' featuring the Bridgestone Arena spire) included the first year of the team's existence. In the 2005-06 season, the original shoulder patch was replaced by the skull logo originally worn on the Predators alternate jersey.

On Nov. 21, 2001, the Predators debuted their first-ever third jersey. This jersey featured an "animated" saber-tooth tiger logo on the crest and tiger skulls on the shoulders.



INTRODUCED: 1998 | RETIRED: 2007



INTRODUCED: 2001 | RETIRED: 2007



During the 2007-08 season, the Predators and the other 29 NHL teams introduced the Reebok EDGE Uniform system. This new uniform incorporated a new form-fitting material for a modern look that revolutionized the NHL jersey.

On Nov. 27, 2009, the Predators debuted a new third jersey which featured a vintage-inspired lace-up front, a subtle checkerboard pattern lining the bottom of the jersey, and a bolder-and-more-simplified color scheme. The uniform also featured a fresh-take on the Pred Head, with the main logo taking on a "flat" look with navy, blue and black colors and the first red saber-toothed tiger eye.



INTRODUCED: 2007 | RETIRED: 2011



INTRODUCED: 2009 | RETIRED: 2011



PREDATORS LOGO & SWEATER HISTORY

Beginning in the 2011-12 season, the Predators unveiled their new Gold Reebok jerseys. These jerseys featured a more contemporary, aggressive and streamlined logo that still maintained the basic Pred Head concept. A new secondary logo was also designed to represent the state flag of Tennessee and Nashville's Music city heritage simultaneously, with a guitar pick shape incorporating the three stars of the state's three grand divisions - West, Middle and East. These sweaters create a distinctive, dominant, bold look that balanced traditional elements of classic uniforms with those unique to Nashville - guitar strings in the numbering and lettering, fangs in the neck area and piano keys on the inside of the collars.



INTRODUCED: 2011 | RETIRED: 2017



The 2017-18 season brought new uniforms designed by adidas for all 31 NHL franchises. The new ADIZERO jerseys kept the familiar gold as the primary color and expanded the celebration of Music city with the piano keys around the inside of the collar and guitar pick alternate logo remaining on the right shoulder and guitar strings over the back numbers extended to the arm numbers as well. These jerseys are lighter and cooler with new Clima technology that makes it 19 percent lighter and 133 percent more permeable than fabrics currently used on the ice.



INTRODUCED: 2017



*Nashville
Predators*



The Nashville Predators unveiled a new, retro-oriented jersey to mark their appearance in the 2020 Bridgestone NHL Winter Classic. The new jersey, which made its on-ice debut on Jan. 1 at the Cotton Bowl in Dallas, Texas, was created with a heritage aesthetic, featuring designs inspired by Nashville's hockey history and its passionate fanbase. The script crest, felt block lettering and classic striping created a nostalgic look that personified the Winter Classic's celebration of the game's outdoor origins.



INTRODUCED: 2020 | RETIRED: 2020

Ahead of the 2020-21 NHL season, the Nashville Predators and adidas unveiled their Reverse Retro uniform as part of the first-ever League-wide alternate jersey program. The uniform pays homage to the set worn during the team's first NHL season in 1998-99 and combines features of Nashville's hockey history with its current colors and feel. The speed nicks in the numbers, striping pattern, silver touches and remastered crest all work in tribute to the original Preds jersey, while the bold, GOLD body offers a new interpretation of the design.



INTRODUCED: 2020



NASHVILLE HOCKEY HISTORY

In the spring of 1962, a small group of businessmen led by David Patterson put up \$125,000 to place a team in the Eastern Hockey League. The Dixie Flyers, named after a passenger train said to be the oldest in the South, were placed in the nine-team league. The purple-and-gold colored Flyers played their first regular-season home game (a 2-0 loss to Knoxville) on Oct. 27, 1962 at the Municipal Auditorium. The Flyers endured a rough opening season, winning 16 games and qualifying for the playoffs, only to be swept in three games by Greensboro. However, it didn't take long for the Flyers to make their presence felt.

After losing in the 1965 Finals, the Flyers went on to win EHL Walker Cup championships in 1966 and 1967, the only two professional ice hockey titles in the city's history. John McLellan, who went on to coach the Toronto Maple Leafs, coached the Flyers. The Flyers swept each of their three playoff series¹ in 1966. They won the championship by going 11-0 in the playoffs and becoming the first team in minor league ice hockey ever to march through the playoffs undefeated.

In 1967, Patterson's group sold the team to a business group headed by Mark Parrish. The Cinderella '69 team reached the Finals, but lost in seven tough games to the Clinton (N.Y.) Comets in the Walker Cup Finals. Shortly after, the Flyers' attendance slipped dramatically. Barely able to scrape up enough funds to start the 1970-71 campaign, the Flyers folded following the season.

Hockey returned to Nashville when baseball guru Larry Schmittou, who brought minor league baseball back to Nashville in 1978 after a 15-year absence, did the same for hockey in July 1981. Thus the South Stars were founded, a team that played in the Central Hockey League and had the Minnesota North Stars as its NHL affiliate. The logo was a hockey player swinging a guitar representing the Music City while using yellow, orange and green.

The 1981-82 team finished fourth in its division and lost to Wichita, 3-0, in the first round of the playoffs. Gene Ubriaco, who went on to coach the NHL's Pittsburgh Penguins and 1992 Italian Olympic team, coached the Stars.

Under new ownership (Randy Van Meter), the Stars pulled out of the CHL in 1982 and entered the old Atlantic Coast Hockey League (ACHL), playing teams geographically closer to Nashville. The Stars finished 11-43-4 and suffered through a season of low attendance. They began the following season, only to fold in December 1983.



Nashville Dixie Flyers
EHL
1962-71



Nashville South Stars
CHL/ACHL
1978-83



Nashville Knights
ECHL
1989-96



Nashville NightHawks
CHL
1996-97



Nashville Ice Flyers
CHL
1997-98

Two Knoxville wrestling promoters, Bob Polk and Ron Fuller, rescued the sport five years later. They purchased an East Coast Hockey League franchise in January 1989. The Knights, with popular ex-South Stars player Archie Henderson as coach, attracted an astonishing 150,000 fans their first season (1989-90). While wearing red and blue uniforms adorned with the logo of a knight's mask, they made the playoffs but lost in the first round. During the 1990-91 season, Peter Horachek, former Predators assistant coach, served as the Knights' head coach and director of hockey operations.

The Knights went through three ownership changes in their seven-year history. They twice went to the semifinals of the ECHL playoffs - in 1993 under ex-NHL standout and coach Nick Fotiu, and in 1995 under coach Mark Kumpel. Perhaps the top Knights highlight came during the 1992-93 season when Trevor Jobe scored what is still a minor hockey league record 85 goals, with 76 assists, for 161 points and 12 hat tricks in his MVP season. In the spring of 1996, after failed negotiations for a lease agreement with the Auditorium, the Knights departed to Pensacola, Fla. There, they were renamed the Ice Pilots.

Hockey was revived again with the arrival of the NightHawks in the fall of 1996. The Central Hockey League team only won 12 games, the worst in CHL history. The red-and-blue NightHawks' logo was a hawk showing its claws. Nashville Mike Friedman purchased the team in the summer of 1997. In a renewed salute to the old Dixie Flyers, Friedman changed both the name to the Ice Flyers and the colors to blue and gray. David Lohrie led the team to a 41-win season and a second-place finish in the CHL East and was named coach of the year. The team lost in the semi-finals to the eventual CHL Champ Columbus in April 1998. The impending arrival of the Predators led Friedman to move the franchise to Albany, Ga.

This closed the book on three separate chapters, a combined 21 years, of minor league hockey in Nashville, starting and ending with the team named the Flyers. Former Predators President Jack Diller is well aware and appreciative of Nashville's hockey pioneers.

"The team and sport obviously made a significant impact on many people here in Middle Tennessee. Other teams such as the South Stars, Knights, NightHawks and Ice Flyers also enjoyed varying degrees of success - all of which helped fuel the excitement for the NHL and arrival of the Predators," Diller said.

Excerpt from "Hockey in Nashville Before the Predators," written by hockey historian Harold Huggins and originally published in the Preds Press Commemorative Issue on Oct. 10, 1998.



TRAINING CAMP





2020-21 TRAINING CAMP ROSTER

No.	FORWARDS (24)	HT	WT	SHOT	PLACE OF BIRTH	DATE OF BIRTH	2019-20 TEAM
9	Filip Forsberg	6-1	205	R	Ostervala, Sweden	Aug. 13, 1994	Nashville (NHL)
10	Colton Sissons	6-1	200	R	North Vancouver, B.C.	Nov. 5, 1993	Nashville (NHL)
11	Luke Kunin	6-0	197	R	Chesterfield, Mo.	Dec. 4, 1997	Minnesota (NHL)
13	Yakov Trenin	6-2	201	L	Chelyabinsk, Russia	Jan. 13, 1997	Nashville (NHL)/Milwaukee (AHL)
15	Brad Richardson	6-0	190	L	Belleville, Ont.	Feb. 4, 1985	Arizona (NHL)
16	Rem Pitlick	5-11	196	L	Ottawa, Ont.	April 2, 1997	Milwaukee (AHL)
19	Calle Järnkrok	5-11	186	R	Gävle, Sweden	Sept. 25, 1991	Nashville (NHL)
21	Nick Cousins	5-11	183	L	Belleville, Ont.	July 20, 1993	Vegas (NHL)/Montreal (NHL)
23	Rocco Grimaldi	5-6	180	R	Anaheim, Calif.	Feb. 8, 1993	Nashville (NHL)
25	Mathieu Olivier	6-2	209	R	Biloxi, Miss.	Feb. 11, 1997	Milwaukee (AHL)/Nashville (NHL)
28	Eeli Tolvanen	5-10	182	L	Vihti, Finland	April 22, 1999	Milwaukee (AHL)
33	Viktor Arvidsson	5-9	180	R	Skellefteå, Sweden	April 8, 1993	Nashville (NHL)
36	Cole Smith	6-3	195	L	Brainerd, Minn.	Oct. 28, 1995	North Dakota (NCHC)
43	Sean Malone	6-0	196	L	Buffalo, N.Y.	April 30, 1995	Rochester (AHL)
44	Patrick Harper	5-7	150	L	New Canaan, Conn.	July 29, 1998	Boston University (Hockey East)
47	Michael McCarron	6-6	229	R	Grosse Pointe, Mich.	March 7, 1995	Milwaukee (AHL)/Laval (AHL)
53	Josh Wilkins	5-11	181	L	Raleigh, N.C.	June 11, 1997	Milwaukee (AHL)
56	Erik Haula	6-0	193	L	Pori, Finland	March 23, 1991	Carolina (NHL)/Florida (NHL)
64	Mikael Granlund	5-10	185	L	Oulu, Finland	Feb. 26, 1992	Nashville (NHL)
82	Tommy Novak	6-1	179	L	River Falls, Wis.	April 28, 1997	Milwaukee (AHL)
84	Tanner Jeannot	6-2	207	L	Oxbow, Sask.	May 29, 1997	Milwaukee (AHL)/Florida (ECHL)
92	Ryan Johansen	6-3	218	R	Vancouver, B.C.	July 31, 1992	Nashville (NHL)
93	Anthony Richard	5-10	163	L	Trois-Rivières, Que.	Dec. 20, 1996	Milwaukee (AHL)/Nashville (NHL)
95	Matt Duchene	5-11	195	L	Haliburton, Ont.	Jan. 16, 1991	Nashville (NHL)

No.	DEFENSEMEN (12)	HT	WT	SHOT	PLACE OF BIRTH	DATE OF BIRTH	2019-20 TEAM
2	Tyler Lewington	6-0	194	R	Edmonton, Alta.	Dec. 5, 1994	Hershey (AHL)/Washington (NHL)
4	Ryan Ellis	5-10	180	R	Hamilton, Ont.	Jan. 3, 1991	Nashville (NHL)
5	Matt Benning	6-1	203	R	Edmonton, Alta.	May 25, 1994	Edmonton (NHL)/Bakersfield (AHL)
7	Yannick Weber*	5-11	200	R	Morges, Switzerland	Sept. 23, 1988	Nashville (NHL)
14	Mattias Ekholm	6-4	215	L	Borlänge, Sweden	May 24, 1990	Nashville (NHL)
17	Ben Harpur	6-6	223	L	Hamilton, Ont.	Jan. 12, 1995	Milwaukee (AHL)/Toronto (AHL)
24	Jarred Timorfi	6-6	230	L	Burnsville, Minn.	Feb. 20, 1992	Nashville (NHL)/Milwaukee (AHL)
38	Jeremy Davies	5-11	181	L	Ste-Anne-de-Bellevue, Que.	Dec. 4, 1996	Milwaukee (AHL)
45	Alexandre Carrier	5-11	174	R	Quebec City, Que.	Oct. 8, 1996	Milwaukee (AHL)/Nashville (NHL)
57	Dante Fabbro	6-0	189	R	Coquitlam, B.C.	June 20, 1998	Nashville (NHL)
59	Roman Josi	6-1	201	L	Bern, Switzerland	June 1, 1990	Nashville (NHL)
90	Mark Borowicki	6-2	204	L	Ottawa, Ont.	July 12, 1989	Ottawa (NHL)

No.	GOALTENDERS (4)	HT	WT	CATCH	PLACE OF BIRTH	DATE OF BIRTH	2019-20 TEAM
35	Pekka Rinne	6-5	217	L	Kempele, Finland	Nov. 3, 1982	Nashville (NHL)
39	Connor Ingram	6-2	196	L	Imperial, Sask.	March 31, 1997	Milwaukee (AHL)
73	Kashmir Kaskisuo	6-3	194	L	Vantaa, Finland	Oct. 2, 1993	Toronto (AHL)/Toronto (NHL)
74	Jouhe Saros	5-11	180	L	Forsaa, Finland	April 19, 1995	Nashville (NHL)

* denotes player is attending camp on a Professional Try-Out (PTO)

Bold = player appeared in NHL during 2019-20 season



ALL-TIME PRESEASON RESULTS

2019 (5-1-0)

DATE	OPP	SITE	RESULT
9/16	FLA	Nashville, Tenn.	W, 6-3
9/16	FLA	Nashville, Tenn.	W, 1-0
9/20	TBL	Tampa, Fla.	L, 3-1
9/21	TBL	Nashville, Tenn.	W (OT), 5-4
9/25	CAR	Nashville, Tenn.	W, 3-0
9/27	CAR	Raleigh, N.C.	W (OT), 2-1

2016 (2-2-2)

DATE	OPP	SITE	RESULT
9/27	FLA	Sunrise, Fla.	L, 4-1
9/27	FLA	Sunrise, Fla.	W, 2-1
9/29	CBJ	Columbus, Ohio	OTL, 3-2
10/1	TBL	Nashville, Tenn.	W, 4-3
10/4	CBJ	Nashville, Tenn.	OTL, 3-2
10/8	TBL	Tampa, Fla.	L, 5-3

2013 (2-4-1)

DATE	OPP	SITE	RESULT
9/16	FLA	Sunrise, Fla.	L, 6-3
9/16	FLA	Sunrise, Fla.	OTL, 3-2
9/19	TBL	Tampa, Fla.	L, 3-1
9/22	NYI	Nashville, Tenn.	W, 2-0
9/24	TBL	Nashville, Tenn.	W, 2-1
9/25	WSH	Washington, D.C.	L, 4-1
9/27	NYI	Uniondale, N.Y.	L, 6-4

2009 (4-2-0)

DATE	OPP	SITE	RESULT
9/17	ATL	Nashville, Tenn.	W, 5-0
9/18	CAR	Raleigh, N.C.	W, 4-2
9/19	CBJ	Nashville, Tenn.	W, 3-2
9/23	ATL	Atlanta, Ga.	L, 5-4
9/26	CAR	Nashville, Tenn.	L, 5-2
9/27	CBJ	Columbus, Ohio	W, 4-2

2006 (4-1-1)

DATE	OPP	SITE	RESULT
9/17	CBJ	Columbus, Ohio	L, 2-0
9/21	CBJ	Memphis, Tenn.	W, 8-1
9/22	CAR	Raleigh, N.C.	W, 5-4
9/23	CAR	Nashville, Tenn.	W, 7-3
9/29	ATL	Atlanta, Ga.	OTL, 4-3
9/30	ATL	Nashville, Tenn.	W, 5-1

2002 (3-4-1-0)

DATE	OPP	SITE	RESULT
9/19	CHI	Chicago, Ill.	L, 3-1
9/21	STL	Nashville, Tenn.	L, 1-0
9/22	CBJ	Columbus, Ohio	W, 5-3
9/24	ATL	Atlanta, Ga.	L, 5-4
9/25	STL	St. Louis, Mo.	L, 3-2
9/28	ATL	Bossier City, La.	T, 4-4
10/1	CHI	Nashville, Tenn.	W, 2-0
10/5	CBJ	Nashville, Tenn.	W, 2-0

1999 (1-5-3-0)

DATE	OPP	SITE	RESULT
9/11	ATL	Columbus, Ga.	L, 3-1
9/14	DET	Detroit, Mich.	L, 4-2
9/16	FLA	Knoxville, Tenn.	T, 4-4
9/18	STL	Milwaukee, Wis.	T, 2-2
9/18	WSH	Biloxi, Miss.	L, 2-1
9/21	STL	Lafayette, La.	L, 4-1
9/25	DET	Nashville, Tenn.	L, 3-1
9/26	FLA	Louisville, Ky.	T, 0-0
9/28	ATL	Nashville, Tenn.	W, 2-0

2018 (3-3-0)

DATE	OPP	SITE	RESULT
9/17	FLA	Sunrise, Fla.	W, 5-0
9/17	FLA	Sunrise, Fla.	W, 5-3
9/21	TBL	Nashville, Tenn.	L, 5-1
9/22	TBL	Tampa, Fla.	L, 5-2
9/25	CAR	Nashville, Tenn.	L, 4-1
9/30	CAR	Raleigh, N.C.	W (OT), 5-4

2015 (3-2-1)

DATE	OPP	SITE	RESULT
9/20	FLA	Nashville, Tenn.	W, 5-2
9/20	FLA	Nashville, Tenn.	OTL, 3-2
9/22	TBL	Tampa, Fla.	W (OT), 3-2
9/23	TBL	Nashville, Tenn.	W, 5-2
9/29	CBJ	Nashville, Tenn.	L, 5-2
10/3	CBJ	Columbus, Ohio	L, 7-1

2011 (7-1-0)

DATE	OPP	SITE	RESULT
9/19	FLA	Sunrise, Fla.	W, 5-3
9/19	FLA	Sunrise, Fla.	L, 4-3
9/20	WSH	Baltimore, Md.	W, 2-0
9/23	CAR	Raleigh, N.C.	W, 3-2
9/24	WPG	Nashville, Tenn.	W, 4-3
9/28	WSH	Nashville, Tenn.	W, 4-1
9/30	WPG	Winnipeg, Man.	W (SO), 3-2
10/1	CAR	Nashville, Tenn.	W (OT), 2-1

2008 (2-4-0)

DATE	OPP	SITE	RESULT
9/25	ATL	Nashville, Tenn.	L, 4-2
9/26	CBJ	Columbus, Ohio	L, 4-3
9/27	CBJ	Nashville, Tenn.	W, 3-1
10/2	CAR	Nashville, Tenn.	L, 4-2
10/3	ATL	Atlanta, Ga.	W, 6-4
10/5	CAR	Raleigh, N.C.	L, 2-0

2005 (4-3-0)

DATE	OPP	SITE	RESULT
9/21	STL	St. Louis, Mo.	W, 4-3
9/23	CBJ	Nashville, Tenn.	W, 3-2
9/24	STL	Kansas City, Mo.	L, 2-1
9/25	CAR	Nashville, Tenn.	W, 4-2
9/29	ATL	Nashville, Tenn.	L, 5-2
9/30	ATL	Atlanta, Ga.	L, 3-2
10/1	CBJ	Columbus, Ohio	W, 4-1

2001 (3-4-0-1)

DATE	OPP	SITE	RESULT
9/17	ATL	Atlanta, Ga.	L, 4-3
9/18	CBJ	Columbus, Ohio	L, 3-2
9/21	CBJ	Huntsville, Ala.	W, 3-1
9/22	STL	Nashville, Tenn.	L, 5-2
9/23	CHI	Nashville, Tenn.	W, 1-0
9/25	ATL	Nashville, Tenn.	OTL, 5-4
9/28	STL	St. Louis, Mo.	L, 2-0
9/29	CHI	Chicago, Ill.	W, 3-0

1998 (2-4-3)

DATE	OPP	SITE	RESULT
9/19	FLA	Huntsville, Ala.	W, 4-2
9/20	FLA	Pensacola, Fla.	T, 4-4
9/22	DAL	Little Rock, Ark.	T, 2-2
9/25	DAL	Dallas, Texas	L, 5-1
9/26	STL	Kansas City, Mo.	L, 6-5
10/1	WSH	Richmond, Va.	L, 4-3
10/2	ANA	Cincinnati, Ohio	W, 2-1
10/3	ANA	Milwaukee, Wis.	L, 3-0
10/6	STL	St. Louis, Mo.	T, 3-3

2017 (2-2-2)

DATE	OPP	SITE	RESULT
9/19	FLA	Nashville, Tenn.	L, 5-3
9/19	FLA	Nashville, Tenn.	W (OT), 3-2
9/22	TBL	Tampa, Fla.	L, 3-1
9/24	CBJ	Columbus, Ohio	W, 5-3
9/28	CBJ	Nashville, Tenn.	SOL, 4-3
9/30	TBL	Nashville, Tenn.	OTL, 3-2

2014 (3-3-0)

DATE	OPP	SITE	RESULT
9/23	TBL	Tampa, Fla.	L, 4-2
9/25	TBL	Nashville, Tenn.	W, 1-0
9/27	FLA	Nashville, Tenn.	W (SO), 2-1
9/27	FLA	Nashville, Tenn.	W, 4-1
9/29	CBJ	Nashville, Tenn.	L, 3-0
10/4	CBJ	Columbus, Ohio	L, 3-2

2010 (4-2-0)

DATE	OPP	SITE	RESULT
9/23	CAR	Nashville, Tenn.	L, 3-1
9/24	CAR	Raleigh, N.C.	W, 2-1
9/25	WSH	Nashville, Tenn.	L, 2-1
9/27	ATL	Nashville, Tenn.	W, 2-1
9/29	ATL	Atlanta, Ga.	W, 4-3
10/3	WSH	Washington, D.C.	W, 3-0

2007 (3-2-1)

DATE	OPP	SITE	RESULT
9/16	CBJ	Columbus, Ohio	W, 3-1
9/20	ATL	Nashville, Tenn.	W, 5-3
9/21	CAR	Raleigh, N.C.	L, 3-0
9/22	CAR	Nashville, Tenn.	W, 4-1
9/25	ATL	Atlanta, Ga.	SOL, 3-2
9/29	CBJ	Nashville, Tenn.	W, 3-0

2003 (2-2-2-1)

DATE	OPP	SITE	RESULT
9/19	CHI	Chicago, Ill.	W, 5-0
9/20	CHI	Nashville, Tenn.	T, 2-2
9/21	CBJ	Columbus, Ohio	T, 2-2
9/26	STL	St. Louis, Mo.	L, 4-1
9/27	ATL	Richmond, Va.	OTL, 3-2
10/3	ATL	Atlanta, Ga.	L, 5-2
10/4	STL	Nashville, Tenn.	W, 5-1

2000 (3-3-1-0)

DATE	OPP	SITE	RESULT
9/16	CBJ	Southaven, Miss.	W, 5-3
9/17	CBJ	Dayton, Ohio	L, 4-2
9/19	STL	St. Louis, Mo.	T, 2-2
9/23	CHI	Nashville, Tenn.	W, 4-1
9/26	ATL	Nashville, Tenn.	W, 4-1
9/29	CHI	Chicago, Ill.	L, 4-3
9/30	STL	Nashville, Tenn.	L, 4-0



A ROSTER OF TIRES BUILT FOR
CLUTCH PERFORMANCE IN THE REAL WORLD

BRIDGESTONE
Official Tire of the Nashville Predators



*80,000 mile limited warranty for H, T & V speed rated tires. 55,000 mile limited warranty for W speed rated tires. Conditions apply. See BridgestoneTire.com/warranty for details. **Up to 50 miles at up to 50 mph. Repairable in limited conditions.